

Standard Bidding Document

Construction Of Federal Election Academy and other Offices of Election
Commission of Pakistan at H-11/4, Islamabad
(Works)

National

Single Stage-Two Envelope



July 06, 2026

*Capital Development Authority (Works Directorate), Dy. Director (Works-II), CDA
Office # 26, 1st Floor, Block-III, P&C Wing, CDA.
Phone: +92-334-856-6622, Email: ammarpavero@gmail.com*

Table of Contents

REQUEST FOR BIDS	1
Instructions to Bidders	3
Bid Data Sheet	31
Eligibility Criteria	36
Evaluation Criteria	37
Jobs/Lots	41
Work Specifications and Market Rates	42
Scope of Work	269
Price Schedule	270
General Conditions of Contract	272
Special Conditions of Contract	274
Bid Securing Declaration	292
Contract Form	294
DAAB Agreement	297
Retention Money Security Demand Guarantee	1
Integrity Pact	302
Performance Guarantee Form	304
Annexure	307
Adjustment Data	308
Drawing Part 1	308
Drawing Part 2	308

Drawing Part 3	308
Drawing Part 4	308
Drawing Part 5	308
Drawing Part 6	309
Drawing Part 7	309
Drawing Part 8	309
Drawing Part 9	309
Procurement Forms	310
Past Construction Experiences	1
Contractor's Key Personnel Representative and Their Schedules	1
Financial Resources	1
Past Experience and Completed Contracts	1
Historical Contract Non-Performance, and Pending Litigation and Litigation History	1
Current Contracts and Their Progress	1
Financial Capacity and Net Worth Evaluation Form	1
Average Annual Turnover	1
Additional Forms and Documents	314

REQUEST FOR BIDS


PROCUREMENT OF CIVIL WORKS

1. The **Capital Development Authority (Works Directorate)** has reserved Funds for the procurement planned for FY **2026-27**. The **Capital Development Authority (Works Directorate)** intends to apply part of the proceeds of this Fund to cover eligible payments under the contract for the "**Construction Of Federal Election Academy and other Offices of Election Commission of Pakistan at H-11/4, Islamabad**" with the reference of "**P54830**".
2. The **Capital Development Authority (Works Directorate)** invites electronic Bids from eligible Bidders for procurement of Works (**Construction Of Federal Election Academy and other Offices of Election Commission of Pakistan at H-11/4, Islamabad**) described in the bidding documents on **EPADS v2.0**.
3. **Single Stage-Two Envelope** will be used by adopting **Least Cost Based Selection (LCBS)** Technique for the subject procurement, in line with the Public Procurement Rules, 2004 and any Regulations, Regulatory Guides, Procurement Guidelines or Instructions issued by the Authority from time to time.
4. All Bids must be accompanied by a Bid Security amounting described in Bid Security Section in Bidding Document in the form of **Pay Order, Call at Deposit**. Or all bids must be accompanied by bid securing declaration in the format specified in the Bidding documents
5. E-Bidding documents, containing detailed terms & conditions, specifications and requirements etc. are available on **e-Pak Acquisition and Disposal System (EPADS)** at **<https://epads.gov.pk/opportunities/federal/procurements/54830>** for all the interested bidders registered on **EPADS v2.0**. Bidders are required to get themselves registered on **EPADS v2.0** to participate in Bidding process.
6. The e-bids, prepared in accordance with the instructions in the e-Bidding documents, must be submitted through **EPADS v2.0** on or before **Tuesday,**

July 21, 2026 11:30 AM. E-bids will be opened by using **EPADS v2.0** on the same day at **Tuesday, July 21, 2026 12:00 PM.** Manual submission of Bids shall not be entertained. Those vendor who have not yet registered on the new version of **EPADS v2.0**, may register themselves on <https://pa.epads.gov.pk/>. A tutorial to explain the registration process is available at <https://www.youtube.com/watch?v=MNW6T38v7tc>.

In terms of Rules 48 of Public Procurement Rules, 2004 Grievance Redressal Committee (GRC) is notified for the subject procurement and notification copy is available on the procuring agency's website and on Authority's website at (www.ppra.org.pk).

Capital Development Authority (Works Directorate), Dy. Director (Works-II), CDA
Office # 26, 1st Floor, Block-III, P&C Wing, CDA.
+92-334-856-6622
ammarpavero@gmail.com





Instructions to Bidders

A. INTRODUCTION

1. Scope of Bid

1.1. The Procuring agency/Employer (PA), as indicated in the **Bid Data Sheet** (BDS) invites Bids for the execution of Works as specified in the BDS and **Section V- Works Requirements**. The name, identification, and number of lots (contracts) of this National/ International Competitive Bidding process are specified in the BDS.

2. Source of Funds

2.1. Source of funds as referred in Clause 2 of Bid Data Sheet.

3. Eligible Bidders

3.1. A bidder may be natural person, company or firm or public or semi-public agency of Pakistan or any foreign country, or any combination of them with a formal existing agreement (on Judicial Papers) in the form of a joint venture or consortium. In the case of a joint venture or consortium, all members shall be jointly and severally liable for the execution of the Contract in accordance with the terms and conditions of the Contract. The joint venture or consortium shall nominate a Lead Member as nominated in the BDS, who shall have the authority to conduct all business for and on behalf of any and all the members of the joint venture or consortium during the Bidding process, and in case of award of contract, during the execution of contract. Verifiable copy of the agreement that forms a joint venture, consortium or association shall be required to be submitted as part of the Bid.

Any bid submitted by the joint venture, consortium or association shall indicate the part of proposed contract to be performed by each party and each party shall be evaluated (or post qualified if required) with respect to its contribution only, and the responsibilities of each party shall not be substantially altered without prior written approval of the Procuring Agency and in line with any instructions issued by the Authority.

(The limit on the number of members of JV or Consortium may be prescribed

in BDS, in accordance with the guidelines issued by the PPRA).

3.2. The invitation for bids is open to all prospective bidders subject to any provisions of incorporation or licensing by the respective national/international incorporating agency or statutory body established for that particular trade or business. Procuring agencies shall specify the registration/licensing requirements for the foreign bidder keeping in view the requirement of that business.

3.3. A Bidder shall not have a conflict of interest. All Bidders found to have a conflict of interest shall be disqualified. A Bidders may be considered to have a conflict of interest with one or more parties in this Bidding process, if they:

3.3.1. are associated or have been associated in the past, directly or indirectly with a firm or any of its affiliates which have been engaged by the Procuring agency/Employer to provide consulting services for the preparation of design or technical specifications of the works that are the subject of the bid; or

3.3.2. have controlling shareholders in common; or

3.3.3. receive or have received any direct or indirect subsidy from any of them; or

3.3.4. have the same legal representative for purposes of this Bid; or

3.3.5. have a relationship with each other, directly or through common third parties, that puts them in a position to have access to information about or influence on the bid of another bidder, or influence the decisions of the Procuring agency/Employer regarding this Bidding process; or

3.3.6. Submit more than one bid in this bidding process.

3.4. A Bidder may be ineligible if -

3.4.1. he is declared bankrupt or, in the case of company or firm, insolvent;

3.4.2. payments in favor of the bidder is suspended in accordance with the judgment of a court of law other than a judgment declaring bankruptcy and resulting (in accordance with the national laws) in the total or partial loss of the right to administer and dispose of its property;

3.4.3. the bidder is convicted, by a final judgment of a Court of Law or relevant Professional Statuary Body, of any offence involving professional conduct;

3.4.4. The bidder is debarred/ blacklisted by a national level Procuring agency/Employer and hence debarred due to involvement in corrupt and fraudulent practices, or performance failure or due to breach of bid securing declaration.

3.5. As and when required, bidders shall provide to the Procuring agency/Employer evidence of their eligibility, proof of compliance with the necessary legal requirements to carry out the contract effectively.

3.6. Bidders shall submit proposal relating to the nature, conditions and modalities of sub-contracting wherever the sub-contracting of any elements of the contract is envisaged.

4. Eligible Material and Equipment

4.1. All the material and equipment to be mobilized under the contract shall have their origin in eligible source countries, and all expenditures made under the contract will be limited to such materials and equipment. For this purpose, ineligible countries are stated in the section-IV titled as "Eligible Countries".

B. BIDDING DOCUMENTS

5. Contents of Bidding Documents

5.1. The scope of Works, bidding procedures, and terms and conditions of the contract are prescribed in the bidding documents. In addition to the Invitation for Bids, the bidding documents which should be read in

conjunction with any addenda issued in accordance with ITB 7.1 include:

- i. Section I -Invitation for Bids
- ii. Section II Instructions to Bidders (ITBs)
- iii. Section III Bid Data Sheet (BDS)
- iv. Section IV Eligible Countries
- v. Section V Evaluation and Qualification Criteria
- vi. Section VI Works Requirements Technical Specifications & Schedule of Requirements
- vii. Section VII Standard Bidding Forms
- viii. Section VIII General Conditions of Contract (GCC)
- ix. Section IX Particular Conditions of Contract (PCC)
- x. Section X Contract Forms

5.2. The bidder is expected to examine all instructions, forms, specifications, terms and conditions prescribed in the bidding documents. Failure to furnish all the information required in the bidding documents will be at the bidder's risk and may result in the rejection of his bid.

6. Clarification of Bidding Document, Pre-bid Meeting

6.1. A prospective bidder requiring any clarification of the bidding document may notify the Procuring agency/Employer through **EPADS v2.0**.

6.2. The Procuring agency/Employer shall respond to the request for clarification in accordance with the Public Procurement Rules 2004, Rule No.31 i.e. **Clarification of bids**.

6.3. Should the Procuring Agency deem it necessary to amend the BIDDING document as a result of a clarification, it shall do so following the procedure under **ITB 7**.

6.4. If indicated in the **BDS**, the bidder's designated representative is invited at the bidder's cost to attend a pre-bid meeting at the place, date and time mentioned in the BDS. During this pre-bid meeting, prospective bidders may request clarification of the schedule of requirement, the evaluation criteria or any other aspects of the bidding documents.

6.5. Minutes of the pre-bid meeting, if applicable, including the text of the questions asked by bidders, including those during the meeting (without identifying the source) and the responses given, together with any responses prepared after the meeting will be uploaded on **EPADS v2.0**. Any modification to the bidding documents that may become necessary as a result of the pre-bid meeting shall be made by the Procuring agency/Employer exclusively through the use of an Addendum pursuant to **ITB 7**. Non-attendance at the pre-bid meeting will not be a cause for disqualification of a bidder.

6.6. The bidder is advised to visit and examine the Site of Works and its surroundings and obtain for itself on its own responsibility all information that may be necessary for preparing the bid and entering into a contract for construction of the Works. The costs of visiting the Site shall be at the bidder's own expense.

6.7. The bidder and any of its authorized personnel will be granted permission by the Procuring agency/Employer to enter upon its premises and lands for the purpose of such visit, but only upon the express condition that the bidder and its personnel will release and indemnify the Procuring agency/Employer from and against all liability in respect thereof, and will be responsible for death or personal injury, loss of or damage to property, and any other loss, damage, costs, and expenses incurred as a result of the inspection.

7. Amendment of Bidding Documents

7.1. The procuring agency may issue notification of any change, addition, modification or deletion in accordance with the PP Rules 2004, rule no. 23 i.e. **Bidding Documents**.

7.2. To give prospective bidders reasonable time in which to take an addendum/corrigendum into account in preparing their bids, the Procuring

agency/Employer may, at its discretion, extend the deadline for the submission of bids:

*Provided that the Procuring agency/Employer shall extend the deadline for submission of bid in pursuance of PP Rules 2004, rule no. 27 i.e. **Extension of time for submission of bids**, if such an addendum is issued within last three (03) days of the bid submission deadline.*

C. PREPARATION OF BIDS

8. Language of Bid

8.1. The bid prepared by the bidder, as well as all correspondence and documents relating to the bid exchanged by the bidder and the Procuring agency/Employer shall be written in the English language unless specified in the **BDS**. Supporting documents and printed literature furnished by the bidder may be in another language provided they are accompanied by an accurate translation of the relevant pages in the English language unless specified in the **BDS**, in which case, for purposes of interpretation of the bidder, the translation shall govern.

9. Documents Constituting the Bids

9.1. The Bids prepared by the Bidder shall constitute of all the documents required in the **BDS**.

10. Documents Establishing Eligibility of Material, Equipment and Works, their Conformity to Bidding Documents

10.1. The bid prepared by the bidder shall constitute the following components: -

10.1.1. Documentary evidence established in accordance with **ITB 10** that the material and equipment to be utilized by the Bidder for the executions of works are eligible material and equipment and conform to the Bidding Documents;

10.1.2. Documentary evidence established in accordance with **ITB 11** that the bidder has been authorized to carry out the Construction works;

10.1.3. Documentary evidence established in accordance with **ITB 11** that the bidder is eligible and/or qualified for the subject bidding process;

10.1.4. Form of Bid and Bid Prices completed in accordance with **ITB 12** and **13**;

10.1.5. Completed schedules as required, including priced Bill of Quantities in accordance with **ITB 13**.

10.1.6. Technical Proposal completed in all aspects in accordance with **ITB-15**.

10.1.7. Bid security or Bid Securing Declaration furnished in accordance with **ITB 17**;

10.1.8. Any other document required in the **BDS**.

10.2. In addition to the requirements, bids submitted by a JV shall include a copy of the Joint Venture Agreement entered into by all members. Alternatively, a letter of intent to execute a Joint Venture Agreement in the event of a successful bid shall be signed by all members and submitted with the bid, together with a copy of the proposed Agreement.

10.3. The bidder shall furnish, as part of its bid, all those documents establishing the eligibility in conformity to the terms and conditions specified in the bidding documents for all material, equipment and works which the bidder proposes to execute.

10.4. The documentary evidence of conformity of the material, equipment and works to the Bidding Documents may be in the form of literature, drawings, and data, and shall consist of:

10.4.1. a detailed description of the work methodology, approach, schedule and resources to be mobilized at site;

10.4.2. an item-by-item commentary on the Procuring agency/Employer's Technical Specifications demonstrating substantial responsiveness of the material, equipment and works to those specifications, or a statement of deviations and exceptions to the provisions of the Technical Specifications;

10.4.3. any other procurement specific documentation requirement as stated in the **BDS**.

10.5. The required documents and other accompanying documents must be in English. In case any other language than English is used the pertinent translation into English shall be attached to the original version.

11. Documents Establishing Eligibility and Qualification of the Bidder

11.1. The bidder shall furnish, as part of its bid, all those documents establishing the bidder's eligibility to participate in the bidding process and/or its qualification to perform the contract if its bid is accepted.

11.2. The documentary evidence of the bidder's eligibility to bid shall establish to the satisfaction of the Procuring agency/Employer that the bidder, at the time of submission of its bid, is from an eligible country as defined in Section-IV titled as "Eligible Countries".

11.3. The documentary evidence of the bidder's qualification to perform the contract if its bid is accepted shall establish to the satisfaction of Procuring agency/Employer that:

11.3.1. The bidder has the financial and technical capability necessary to perform the Contract, meets the qualification criteria specified in Section-V, Evaluation and Qualification Criteria and **BDS**.

11.3.2. In the case of a bidder not doing business within Pakistan, the bidder is or will be (if awarded the contract) represented by a local bidder (Joint Venture) in accordance with the PEC works bylaws, and in case of award of works such foreign firm is required to participate in the execution of works to carry out its obligations as prescribed in the Conditions of Contract and /or Technical Specifications.

11.3.3. That the bidder meets the qualification criteria listed in Section-V, Evaluation and Qualification Criteria and **BDS**.

12. **Forms of Bid**

12.1. The Bidder shall fill the Form of Bids furnished in the bidding documents. The Bids Form must be completed without any alterations to its format and no substitute shall be accepted.

13. **Bid Prices**

13.1. The bid prices quoted by the bidder in the Standard bid Forms, Bill of Quantities and in the Price Schedules shall conform to the requirements specified below or exclusively mentioned hereafter in the bidding documents.

13.2. The bidder shall fill in rates and prices for all items of the Works described in the Bill of Quantities. If a Price Schedule shows items listed but not priced, their prices shall be construed to be included in the prices of other items in the Bill of Quantities and will not be paid for separately by the Procuring agency/Employer.

13.3. Items not listed in the Price Schedule shall be assumed not to be included in the bid, and provided that the bid is still substantially responsive in their absence or due to their nominal nature, the corresponding average price of the respective item(s) of the remaining substantially responsive bidder(s) shall be construed to be the price of those missing item(s):

Provided that:

13.3.1. where there is only one (substantially) responsive bidder, or

13.3.2. where there is provision for alternate proposals and the respective items are not listed in the other bids,

The Procuring agency/Employer may fix the price of missing items in accordance with market survey, and the same shall be considered as final price.

13.4. The Bid price to be quoted in the Form of Bid in accordance with ITB 12 shall be the total price of the bid.

13.5. Unless otherwise specified in the **BDS** and the Contract, the rates and prices quoted by the bidder are subject to adjustment during the performance of the Contract in accordance with the provisions of the Conditions of Contract.

13.6. If so specified in ITB 1.1, bids may be invited for individual lots (contracts) or for any combination of lots (packages).

13.7. Prices quoted by the Bidder shall be fixed during the bidder's performance of the contract and not subject to variation on any account. A bid submitted with an adjustable price will be treated as non-responsive and shall be rejected, pursuant to **ITB 27**, unless otherwise price adjustment is permissible under Conditions of the Contract.

13.8. All duties, taxes, and other levies payable by the Contractor under the Contract, or for any other cause, as of the date twenty-eight (28) days prior to the deadline for submission of bids, shall be included in the rates and prices and the total bid price submitted by the bidder.

14. Currencies of Bid and Payment

14.1. Prices shall be quoted in Pakistani Rupees unless otherwise specified in the **BDS**. Comparison of bids and tie of bid shall be treated in accordance with the PP rules 2004, rule no. 30.

15. Documents Comprising the Technical Proposal

15.1. The bidder shall furnish a Technical Proposal including a statement of work methods, equipment, personnel, schedule and any other information as stipulated in Section VII - Standard Bid Forms, in sufficient detail to demonstrate the adequacy of the bidder's proposal to meet the work requirements and the completion time.

16. Bid Validity Period

16.1. Bids shall remain valid for the period specified in the BDS after the bid submission deadline prescribed by the Procuring agency/Employer. A bid valid for a shorter period shall be rejected by the Procuring agency/Employer as non-responsive. The period of bid validity will be determined from the complementary bid securing instrument i.e. the expiry period of bid security or bid securing declaration as the case may be.

16.2. Under exceptional circumstances, prior to the expiration of the initial Bids/Bid validity period, the Procuring Agency may request the Bidders' consent to an extension of the period of validity of their Bids/Bid. Such request for extension of the period of bid validity shall be carried out in accordance with the PP rules 2004, rule no. 26 i.e. Bid Validity.

17. Bid Security or Bid Securing Declaration

17.1. Pursuant to ITB 11.1 unless otherwise specified in the BDS, the bidder shall furnish as part of its bid, a Bid Security in accordance with the PP Rules 2004, rule no. 25 in the amount and currency specified in the BDS or Bid Securing Declaration as specified in the BDS in the format provided in Section VII (Standard Bidding Forms).

In case Procuring agency/Employer is inviting bids in lots / packages, the bidder shall be required to submit his bid security against the respective lot/package for which he is submitting his bid.

Until the development of functionality of auto verification of financial instrument in **EPADS v2.0**, the scanned copy of bid security or bid securing declaration, as the case may be, shall be uploaded on **EPADS v2.0** whereas the original instrument to be submitted to the procuring agency before closing of bid submission deadline,

17.2. The Bid Security shall be denominated in the local currency or in another freely convertible currency, and it shall be in the form specified in the BDS which shall be in any of the following:

17.2.1. A bank guarantee, an irrevocable letter of credit issued by a Scheduled bank in the form provided in the Bidding Documents or another form acceptable to the Procuring agency/Employer and valid for twenty-

eight (28) days beyond the end of the validity of the Bid. This shall also apply if the period for Bid Validity is extended. In either case, the form must include the complete name of the bidder;

17.2.2. A cashier's or certified cheque; or

17.2.3. Another security as indicated in the **BDS**.

17.3. The Bid Security or Bid Securing Declaration shall be in accordance with the Form of the Bid Security or Bid Securing Declaration included in Section VII (Standard Bidding Forms) or another form approved by the Procuring agency/Employer prior to the bid submission.

17.4. The Bid Security shall be payable promptly upon written demand by the Procuring agency/Employer in case any of the conditions listed in **ITB 17.9** are invoked.

17.5. Any bid not accompanied by a Bid Security or Bid Securing Declaration in accordance with **ITB 17.1 or 17.3** shall be rejected by the Procuring agency/Employer and shall be declared as non-responsive bid, pursuant to **ITB 27**.

17.6. Unsuccessful bidders' Bid Security will be discharged or returned as promptly as possible, however in no case later than thirty (30) days after the expiration of the period of Bid Validity prescribed by the Procuring agency/Employer pursuant to **ITB 16**. The Procuring agency/Employer shall make no claim to the amount of the Bid Security, and shall promptly return the Bid Security document, after whichever of the following that occurs earliest:

17.6.1. The expiry of the Bid Security;

17.6.2. The entry into force of a procurement contract and the provision of a performance security (or guarantee), for the performance of the contract if such a security (or guarantee), is required by the Bidding documents;

17.6.3. The rejection by the Procuring agency/Employer of all Bids;

17.6.4. The withdrawal of the bid prior to the deadline for the submission of bids, unless the bidding documents stipulate that no such withdrawal is permitted.

17.7. The successful bidder's Bid Security will be discharged upon the bidder signing the contract pursuant to **ITB 40**, or furnishing the performance security (or guarantee), pursuant to **ITB 41**.

17.8. The Bid Security may be forfeited or the Bid Securing Declaration executed:

if a Bidder:

17.8.1. Withdraws its Bid during the period of Bid Validity as specified by the Procuring agency/Employer, and referred by the bidder on the Form of Bid except as provided for in ITB 16.2; or

17.8.2. In the case of a successful bidder, if the bidder fails:

17.8.2.1. to sign the contract in accordance with ITB 40; or

17.8.2.2. to furnish performance security (or guarantee) in accordance with ITB 41.

17.9. In case of Bid Security issued by the foreign bank is allowed by the Procuring agency/Employer, the same should be counter guaranteed by a corresponding bank in Pakistan. Furthermore, in case of joint venture, it should be in the name of Joint venture to ensure joint responsibility. In case the JV is not legally constituted at the time of bid submission, the bid security or bid securing declaration shall be in the names of all future members as named in the letter of bid.

18. **Withdrawal of Bids**

18.1. Before bid submission deadline, any bidder may withdraw, substitute, or modify its bid after it has been submitted by sending a written notice, duly signed by an authorized representative, and the corresponding must accompany the respective written notice.

19. **Format and Signing of Bid**

19.1. The Bidder shall prepare and submit Bids through EPADS with due diligence after carefully reading all the terms and condition before bid submission deadline.

D. SUBMISSION OF BIDS

20. Submission of Bids

20.1. All bids shall be submitted through **EPADS v2.0**.

21. Deadline for Submission of Bids

21.1. All bids shall be received through **EPADS v2.0** not later than bid submission deadline as specified in the **BDS**.

21.2. The Procuring agency/Employer may, under exceptional circumstances and at its discretion, extend the deadline for the submission of bids, pursuant to PP Rules 2025, rule no.39 Extension of Time for submission of bid, by amending the Bidding Documents in accordance with ITB 7, in which case all rights and obligations of the Procuring agency/Employer and bidders previously subject to the deadline will thereafter be subject to the new deadline.

22. Substitution and Modification of bids

22.1. A bidder may substitute or modify his bid after it has been submitted, provided that written notice of the substitution or modification of the bid, is received by the Procuring agency/Employer prior to the deadline for submission of bids.

22.2. Revised bid may be submitted after the substitution or modification made in the original bid in accordance with the provisions referred in ITB 18.

E. OPENING AND EVALUATION OF BIDS

23. Opening of Bids

23.1. The Procuring Agency will open bids in accordance with the PP rules 2004, rule no 28 and as specified in the **BDS**.

24. Confidentiality

24.1. Information relating to the examination, clarification, evaluation and comparison of bids and recommendation of contract award shall not be disclosed to bidders or any other persons not officially concerned with such process until the time of the announcement of the respective evaluation report.

25. Clarification of Bids

25.1. Clarification of Bidding Documents shall be carried out in accordance with the PP Rules 2025, rule no 38 i.e. Clarifications.

25.2. The alteration or modification in the bid which in any case affect the following parameters will be considered as a change in the substance of a bid:

- 25.2.1. evaluation & qualification criteria;
- 25.2.2. required scope of work;
- 25.2.3. contract price;
- 25.2.4. all securities requirements;
- 25.2.5. tax requirements;
- 25.2.6. terms and conditions of bidding documents.
- 25.2.7. change in the ranking of the bidder

26. Preliminary Examination of Bids

26.1. Prior to the detailed evaluation of bids, the Procuring agency/Employer will determine whether each bid:

26.1.1. meets the eligibility criteria defined in ITB 3 and ITB 4;

26.1.2. has been prepared as per the format and contents defined by the Procuring agency/Employer in the bidding documents;

26.1.3. has been properly signed;

26.1.4. is accompanied by the required securities; and

26.1.5. is substantially responsive to the requirements of the bidding documents.

The Procuring agency/Employer's determination of a bid's substantial responsiveness will be based on the contents of the bid itself.

26.2. A substantially responsive Bid is one which conforms to all the terms, conditions, and specifications of the Bidding Documents, without material deviation or reservation. A material deviation or reservation is one that: -

26.2.1. affects in any substantial way the scope, quality, or performance of the Works;

26.2.2. limits in any substantial way, inconsistent with the bidding documents, the Procuring agency/Employer's rights or the bidders' obligations under the Contract; or

26.2.3. if rectified, would affect unfairly the competitive position of other bidders presenting substantially responsive bids.

26.3. The Procuring agency/Employer will confirm that the documents and information specified under ITB 9, 10 and 11 have been provided in the bid. If any of these documents or information is missing, or is not provided in accordance with the Instructions to Bidders, the bid shall be rejected.

26.4. The Procuring agency/Employer may waive-off any minor informality, nonconformity, or irregularity in a bid which does not constitute a material deviation, provided such waiver does not prejudice or affect the relative ranking of any Bidder.

Explanation: A minor informality, non-conformity or irregularity is one that is merely a matter of form and not of substance. It also pertains to some

immaterial defect in a Bid or variation of a bid from the exact requirements of the invitation that can be corrected or waived without being prejudicial to other bidders. The defect or variation is immaterial when the effect on quantity, quality, or delivery is negligible when contrasted with the total cost or scope of the works. The Procuring agency/Employer either shall give the bidder an opportunity to cure any deficiency resulting from a minor informality or irregularity in a bid or waive the deficiency, whichever is advantageous to the Procuring agency/Employer. Examples of minor informalities or irregularities include failure of a bidder to –

26.4.1. Submit the number of copies of signed bids required by the invitation;

26.4.2. Furnish required information concerning the number of its employees;

26.4.3. the firm submitting a bid has formally adopted or authorized, before the date set for opening of bids, the execution of documents by typewritten, printed, or stamped signature and submits evidence of such authorization and the bid carries such a signature.

26.5. Provided that a Technical Bid is substantially responsive, the Procuring agency/Employer may request the bidder to submit the necessary information or documentation, within a reasonable period of time, to rectify nonmaterial nonconformities or omissions in the Technical Bid related to documentation requirements. Requesting information or documentation on such nonconformities shall not be related to any such aspect of the technical Proposal linked with the ranking of the bidders. Failure of the bidder to comply with the request may result in the rejection of its bid.

26.6. Provided that a Technical Bid is substantially responsive, the Procuring agency/Employer shall rectify quantifiable nonmaterial nonconformities or omissions related to the Financial Proposal. To this effect, the Bid Price shall be adjusted, for comparison purposes only, to reflect the price of the missing or nonconforming item or component.

26.7. If a bid is not substantially responsive, it will be rejected by the Procuring agency/Employer and may not subsequently be evaluated for

complete technical responsiveness.

27. Examination of Terms and Conditions; Technical Evaluation

27.1. The Procuring agency/Employer shall examine the bid to confirm that all terms and conditions specified in the GCC and the PCC have been accepted by the bidder without any material deviation or reservation.

For this purpose:

“Deviation” means departure from the requirements specified in the Bidding Document.

“Reservation” means setting of limiting conditions or withholding from complete acceptance of the requirements specified in the Bidding Document.

27.2. The Procuring agency/Employer shall evaluate the technical aspects of the bid submitted in accordance with ITB 30, to confirm that all requirements specified in Section VI - Works Requirement, Technical Specifications of the Bidding Documents have been met without material deviation or reservation.

27.3. If after the examination of the terms and conditions and the technical evaluation, the Procuring agency/Employer determines that the bid is not substantially responsive in accordance with ITB 27, it shall reject the bid.

28. Correction of Arithmetic Errors

28.1. Bids determined to be substantially responsive will be checked for any arithmetic errors. Errors will be corrected as follows: -

28.1.1. if there is a discrepancy between unit prices and the sub-total price that is obtained by multiplying the unit price and quantity, the unit price shall prevail, and the sub-total price shall be corrected, unless in the opinion of the Procuring agency/Employer there is an obvious misplacement of the decimal point in the unit price, in which the total price as quoted shall govern and the unit price shall be corrected;

28.1.2. if there is an error in a total corresponding to the addition or subtraction of sub-totals, the sub-totals shall prevail, and the total shall be corrected; and

28.1.3. where there is a discrepancy between the amounts in figures and in words, the amount in words will govern.

28.1.4. Where there is discrepancy between grand total of price schedule and amount mentioned on the Form of Bid, the amount referred in Price Schedule shall be treated as correct subject to elimination of other errors.

28.2. The amount stated in the Bid will, be rectified by the Procuring agency/Employer in accordance with the above procedure for the correction of errors and, with, the concurrence of the bidder, shall be considered as binding upon the bidder. If the bidder does not accept the corrected amount, its bid shall be rejected after forfeiture of Bid Security or execution of the Bid Securing Declaration, as the case may be, in accordance with ITB 41.3.

29. Conversion to Single Currency

29.1. The unit rates and the prices shall be quoted by the bidder entirely in Pak rupees. A bidder expecting to incur expenditures in other currencies for inputs to the Works from outside the Procuring agency/Employer's country (referred to as the "Foreign Currency Requirements") shall indicate the same in the letter of bid-financial proposal. The proportion of the Bid Price (excluding Provisional Sums) needed by him for the payment of such Foreign Currency Requirements either (i) entirely in the currency of the Bidder's home country or, (ii) at the bidder's option, entirely in Pak rupees provided always that a bidder expecting to incur expenditures in a currency or currencies other than those stated in (i) and (ii) above for a portion of the foreign currency requirements, and wishing to be paid accordingly, shall indicate the respective portions in his bid. Comparison of bids quoted in different currencies and conversion of bids into a single currency shall be carried out in accordance with the PP Rule 2004, rule no. 30 (2).

30. Evaluation of Bids

30.1. The Procuring agency/Employer shall evaluate and compare only the bids determined to be substantially responsive, pursuant to ITB 27.

30.2. In evaluating the Technical Proposal of each Bid, the Procuring agency/Employer shall use the criteria and methodologies listed in the BDS and in terms of works requirement. No other evaluation criteria or methodologies shall be permitted.

30.3. The Procuring agency/Employer's evaluation of a bid will take into account:

30.3.1. the bid price, excluding provisional sums and the provision, if any, for contingencies in the summary bill of quantities, but including day work items, where priced competitively;

30.3.2. converting the amount resulting from applying above, if relevant, to a single currency in accordance with ITB 29;

30.4. The estimated effect of the price adjustment provisions of the Conditions of Contract, applied over the period of execution of the Contract, shall not be taken into account in bid evaluation.

30.5. If these bidding documents allow bidders to quote separate prices for different lots, and the award to a single bidder of multiple lots, the methodology of evaluation to determine the lowest evaluated lot combinations in the Form of Bid, is specified in the BDS.

30.6. If the bid, which results in the Evaluated Bid Price (Successful Bid), is seriously unbalanced or front loaded in the opinion of the Employer, the Employer may require the Bidder to produce detailed price analyses for any or all items of the Bill of Quantities, to demonstrate the internal consistency of those prices with the construction methods and schedule proposed. After evaluation of the price analyses, taking into consideration the schedule of estimated Contract payments, the Employer may require that the amount of the performance security be increased at the expense of the Bidder to a level sufficient to protect the Employer against financial loss in the event of default of the successful Bidder under the Contract.

Explanation:

“Unbalanced” or “front-loaded” bids consist of deliberately submitting bids with artificially high prices or unit rates for the early stages of a construction project, offset by artificially low prices or unit rates for the later stages of the project, to improve the contractor’s cash flow.

31. Domestic Preference

31.1. If the BDS so specifies, the Procuring agency/Employer will grant a margin of preference to the domestic contractor in line with the rules, regulations, regulatory guides or instructions issued by the Authority from time to time.

32. Determination of Successful Bid

32.1. The Procuring agency/Employer shall compare the evaluated bids in accordance with the predefined bidding procedure, of all substantially responsive bids to determine the Successful bidder.

33. Qualification of Bidder

33.1. The Procuring agency/Employer shall determine to its satisfaction whether the bidder is substantially responsive and whose bid is declared as Successful bid either continues to meet (if prequalification applies) or meets (if post-qualification applies) the qualifying criteria specified in Evaluation and Qualification Criteria.

Note: In case of international bidding, the parameters for incorporation or licensing within Pakistan may be fulfilled as part of post qualification.

33.2. The determination shall be based upon an examination of the documentary evidence of the bidder’s qualifications submitted by the bidder, pursuant to ITB 11.

33.3. Prior to contract award, the Procuring agency/Employer will verify that the successful bidder (including each member of a JV) is not blacklisted/debarred. The Procuring agency/Employer will conduct the same verification for each sub-contractor proposed by the successful bidder.

34. Sub-Contractors

34.1. The bidder shall provide details regarding any specialized sub-contractor to the Procuring agency/Employer. In case change of sub-contractors, the bidder shall promptly notify the Procuring agency/Employer and obtain approval for replacement of sub-contractors.

34.2. Bidders may propose sub-contracting up to the percentage of total value of contracts or the volume of works as specified in the BDS.

35. Abnormally Low Financial Bid

35.1. A procuring Agency may reject abnormally low bids in accordance with the PP Rules 2025 rule no. 43. The decision of the Procuring agency/Employer to reject a bid and reasons for the decision shall be recorded in the procurement proceedings and promptly communicated to the bidder concerned. Moreover, the Procuring agency/Employer shall not incur any liability solely by rejecting abnormally bid

Guidance for Procuring agency/Employer:

An abnormally low bid means, in the light of the Procuring agency/Employer's estimate and of all the bids submitted, the bid appears to be abnormally low by not providing a margin for normal levels of profit. In order to identify the Abnormally Low Bid (ALB) following approaches can be considered to minimize the scope of subjectivity:

35.1.1. Comparing the bid price with the cost estimate;

35.1.2. Comparing the bid price with the bids offered by other bidders submitting substantially responsive bids; and

35.1.3. Comparing the bid price with prices paid in similar contracts in the recent past either government- or development partner-funded.

35.2. The Procuring agency/Employer will determine to its satisfaction whether the bidder that is selected as having submitted the successful bid is qualified to perform the contract satisfactorily, in accordance with the criteria listed in ITB 11

35.3. The determination will take into account the bidder's financial and technical capabilities. It will be based upon an examination of the

documentary evidence of the bidder's qualifications submitted by the bidder, pursuant to ITB 11, as well as such other information as the Procuring agency/Employer deems necessary and appropriate. Factors not included in these bidding documents shall not be used in the evaluation of the bidders' qualifications.

35.4. Procuring agency/Employer may seek "Certificate for Independent Price Determination" from the bidder and the results of reference checks may be used in determining award of contract.

Explanation: *The Certificate shall be furnished by the bidder. The bidder shall certify that the price is determined keeping in view of all the essential aspects such as raw material, its processing, value addition, optimization of resources due to economy of scale, transportation, insurance and margin of profit etc.*

35.5. An affirmative determination will be a prerequisite for award of the contract to the bidder. A negative determination will result in rejection of the bidder's bid, in which event the Procuring agency/Employer will proceed to the next ranked bidder to make a similar determination of that bidder's capabilities to perform satisfactorily.

F. AWARD OF CONTRACT

36. Criteria of Award

36.1. Subject to ITB 36 and 37, the Procuring agency/Employer will award the Contract to the bidder whose bid has been determined to be substantially responsive to the bidding documents and who has been declared as Successful Bidder, provided that such bidder has been determined to be:

36.1.1. eligible in accordance with the provisions of ITB 3;

36.1.2. is determined to be qualified to perform the Contract satisfactorily;
and

36.1.3. Successful negotiations have been concluded, if any.

37. Negotiations

37.1. The Committee of the Procuring agency/Employer may negotiate with the Most Advantageous Bidder relating to the following areas:

37.1.1. a minor alteration to the technical (drawings, design technical specifications) details of the statement of works;

37.1.2. Methodology, work plan, staffing in view to streamline the work;

37.1.3. a minor amendment to the Particular conditions of Contract;

37.1.4. finalizing payment arrangements;

37.1.5. clarifying details that were not apparent or could not be finalized at the time of Bidding;

37.2. Where negotiation fails to result into an agreement, the Procuring agency/Employer may invite the next ranked bidder for negotiations. Where negotiations are commenced with the next ranked bidder, the Procuring agency/Employer shall not reopen earlier negotiations.

38. Procuring agency/Employer's Right to reject All Bids

38.1. The procuring agency has the right to reject all bids in accordance with the PP Rules 2025 rule no. 45. However, the Authority (i.e. PPRA) may call from the Procuring agency/Employer the justification of those grounds.

39. Notification of Award

39.1. The procuring agency shall announce and publish the evaluation result in accordance with the PP Rules 2004, rule no. 40.

39.2. Where no complaints have been lodged, the bidder whose bid has been accepted will be notified of the award by the Procuring agency/Employer prior to expiration of the bid validity period through EPADS. However, the Procuring agency/Employer shall not award any procurement contract at least for five (05) days after the announcement of final evaluation report. The notification letter (herein after and in the condition of the contract and contract form called "Letter of Acceptance"

will specify the sum that the Procuring agency/Employer will pay the successful bidder in consideration for the execution and completion of the works as prescribed by the Contract (hereinafter and in the Contract called the "Contract Price).

39.3. The notification of award will constitute the formation of the Contract, subject to the bidder furnishing the Performance Security (or guarantee) in accordance with ITB 41 and signing of the contract in accordance with ITB 40.

39.4. Upon the successful bidder's furnishing of the performance security (or guarantee) pursuant to ITB 41, the Procuring agency/Employer will promptly notify each unsuccessful bidder, the name of the successful bidder and the Contract amount and will discharge the Bid Security or Bid Securing Declaration of the bidder(s) pursuant to ITB 17.

40. Signing of Contract

40.1. Promptly after notification of award, Procuring agency/Employer shall send the successful bidder the draft agreement, incorporating all terms and conditions as agreed by the parties to the contract.

40.2. Immediately after the Redressal of grievance by the GRC, and after fulfillment of all conditions precedent of the Contract Form, the successful bidder and the Procuring agency/Employer shall sign the contract.

40.3. Where no formal signing of a contract is required, work order issued to the bidder shall be construed to be the contract.

41. Performance Security (or Guarantee)

41.1. After the receipt of the Letter of Acceptance, the successful bidder, within the specified time, shall deliver to the Procuring agency/Employer a Performance Guarantee in the amount and in the form stipulated in the BDS and PCC, denominated in the type and proportions of currencies in the Letter of Acceptance and in accordance with the Conditions of Contract.

41.2. If the Performance Guarantee is provided by the successful bidder and it shall be in the form specified in the BDS which shall be in any of the

following:

41.2.1. certified cheque, cashier's or manager's cheque, or bank draft;

41.2.2. irrevocable letter of credit issued by a scheduled bank of Pakistan or in the case of an irrevocable letter of credit issued by a foreign bank, the letter shall be confirmed or authenticated by a scheduled bank of Pakistan;

41.2.3. bank guarantee confirmed by a reputable local bank or, in the case of a successful foreign bidder, bonded by a foreign bank; or

41.2.4. surety bond callable upon demand issued by any reputable surety or insurance company.

Any Performance Guarantee submitted shall be enforceable in Pakistan.

41.3. Failure of the Most Advantageous Bidder to comply with the requirement of ITB 40 shall constitute sufficient grounds for the annulment of the award and forfeiture of the Bid Security or declare blacklisted (in case bid securing declaration is submitted) in which event the Procuring agency/Employer may make the award to the next most advantageous bidder or reinitiate the procurement process afresh (as a case may be).

42. Advance Payment

42.1. Advance payment will be provided to the bidder in percentage and in the manner as agreed by the both parties in terms of Conditions of the Contract.

42.2. The Procuring agency/Employer will provide an advance payment as stipulated in the Conditions of Contract, subject to a maximum amount, as stated and/or Conditions of the Contract. The advance payment request shall be accompanied by an advance payment security (guarantee) in the form provided in Section X. For the purpose of receiving the advance payment, the bidder shall make and estimate of, and include in its bid, the expenses that will relate to the purchase of equipment, machinery, materials, and on the engagement of labor during the first month beginning with the date of the Procuring agency/Employer's "Notice to Commence" as specified in the PCC.

43. General Performance of the Bidders

43.1. The Procuring agency/Employer reserves the right to obtain information regarding performance of the bidders on their previously awarded contracts / works. The Procuring agency/Employer may seek information / report from the previous employer for consideration. However, the Procuring agency/Employer shall incorporate such parameters in the evaluation criteria and accordingly decide the fate of the bid submitted.

44. Corrupt & Fraudulent Practices

44.1. Procuring agencies (including beneficiaries of Government funded projects and procurement) as well as Bidders/Suppliers/Contractors under Government financed contracts, observe the highest standard of ethics during the procurement and execution of such contracts, and will avoid to engage in any corrupt and fraudulent practices.

G. GRIEVANCE REDRESSAL & COMPLAINT REVIEW MECHANISM

45. Grievance Redressal

45.1. Grievance Redressal shall be carried out in accordance with the PP Rules 2025, rule no. 65 i.e. Redressal of grievances by the procuring agency and "Redressal of Grievances Regulations 2021".

H. MECHANISM OF BLACKLISTING

46. Mechanism of Blacklisting

46.1. The Procuring agency/Employer shall proceed Blacklisting of Bidders/Contractors in accordance with PP Rules 2025, rule no.25 i.e. Blacklisting and "Blacklisting and Debarment of Bidders or Contractors Regulations 2024.



Bid Data Sheet

Bid Data Sheet (BDS)

The following specific data for the procurement of works shall complement, supplement, or amend the provisions in the Instructions to Bidders (ITBs). Whenever there is a conflict, the provisions herein shall prevail over those in ITBs.

A. Introduction

ITB Number

Amendments of, and Supplements to, Clauses in the Instruction to Bidders

ITB Number1.1

Name of Procuring agency/Employer: **Capital Development Authority (Works Directorate)**

The subject of procurement is: **Construction Of Federal Election Academy and other Offices of Election Commission of Pakistan at H-11/4, Islamabad**

Period for completion of the works **24 Months**

Commencement date execution of the works: **14 Days**

Type of Procurement:**Local**

ITB Number2.1

Financial year for the operations of the Procuring agency/Employer: **2026-27**

Name of Project [insert: name and summary description of the Project if any]

Name of financing institution: [insert: name if any]

Name and identification number of the Contract: **P54830**

ITB Number3.1

JV/Consortium or Association Allowed: **Yes**

Maximum number of members in the joint venture shall be: **3**.

B. Bidding Documents

ITB Number 6.4

The Bidders may seek clarifications through **EPADS v2.0: Last Clarification Date: Sunday, July 12, 2026**

C. Preparation of Bids

ITB Number 8.1

The Language of all correspondences and documents related to the Bid is: **English**

ITB Number 5.1 & 9.1

The following documents must be included to constitute the Bid

1. Filled in, Signed and Stamp letter of Technical Bid.
2. Signed and Stamp Integrity Pact

ITB Number 9.4 (b)

Other procurement specific documentation requirements are:

The bidder shall submit with its priced bid the following documents to be uploaded on E-PADS

- Duly filled in signed and stamped Letter of Price Bid.
- Schedule of Adjustment Data.
- Bill of Quantities.
- Estimated Progress Payments.

ITB Number 12.4

The Bid price will be/will not be subject to the price adjustment **Yes**
Price Adjustment Annexure is attached in the Annexure Section with the name of Adjustment Data.

ITB Number 12.6

The Bid price shall be adjusted in accordance with Schedule-A to Bid - "Schedule of Adjustment Data" if available.

ITB Number13.1

Bidders to quote entirely in **Pak rupees (PKR)**

Schedule of Adjustment Data for Local Currency (LC)

Index Code	Index Description	Source of Index	Weighting
1	Non-adjustable	---	0.46
2	LABOUR	Pakistan Federal Bureau of Statistics	0.15
3	Cement	Pakistan Federal Bureau of Statistics	0.08
4	Reinforcement Steel	Pakistan Federal Bureau of Statistics	0.24
5	POL (HSD)	OGRA	0.07
	Total	PKR	1.00

ITB Number15.1

The Bid Validity period shall be **120 Days** days.

ITB Number16.1

The amount of Bid Security shall be (insert amount)

The currency of the Bid Security shall be: **PKR**.

ITB Number16.2

The Bid Security shall be in the form of: **Pay Order, Call at Deposit**

D. Submission of Bids

ITB Number19.1

The deadline for Bid submission is: **Tuesday, July 21, 2026 11:30 AM**

Address for submission of Original Bid Security: **Office # 26, 1st Floor, Block-III, P&C Wing, CDA.**

ITB Number21.1

The Bid opening shall take place at: **EPADS v2.0**

Day : **Tuesday**

Date: **July 21, 2026**

Time : **12:00 PM**

ITB Number27.1

The currency that shall be used for Bid evaluation and comparison purposes to convert all Bid prices expressed in various currencies is: **PKR Only**

The source of exchange rate shall be: **Nil**

The date of exchange rate shall be: **Nil**

ITB Number28.2 &28.5

Least Cost Based Selection (LCBS)

see Evaluation Criteria

ITB Number29.1

Domestic preference to apply.

Domestic preference:**No**

Preference to domestic or national suppliers or contractors shall be provided in accordance with policies of the Federal Government and/or in accordance with the regulations issued by the Authority.

If Yes, The percentage for the domestic preference alongwith calculation formula is provided in the evaluation and qualification criteria.

ITB Number32.2

Sub-contracting is allowed? : **No**

No% of the total value of the contract.

39.1 The Performance Security (or guarantee) shall be **10.00%**

39.2 The Performance Security (or guarantee) shall be in the form of:**Bank Guarantee**

Eligibility Criteria

Bidder's Type	Required Registration
Sole Proprietorship	NADRA CITIZENSHIP (CNIC/NICOP)
Partnership Firm	FBR (NTN)
Company (Private Limited)	FBR (GSTN)
Company (Public Limited)	PEC
State Owned Enterprise (Private Limited)	
State Owned Enterprise (Public Limited)	

Eligibility Criteria	Document
The firm who are well reputed / registered with Pakistan Engineering Council (PEC) having valid registration certificate in C-1 or above with project codes BC-03 (ii), BC-04, CE-01, CE-09, EE-11, ME-01, ME-02, ME-03, EE-02 and EE-04 for the year 2026-27.	Yes
The bidder shall submit written power of Attorney authorizing the signatory of the bid to act for and on behalf of the bidder. The name and position held by each person signing the authorization must be typed or printed below the signature.	Yes

Evaluation Criteria

Least Cost Based Selection (LCBS)

Technical Marks	100
Passing Marks	70
Experience Record.	
Completed Projects of Building Works (G+4) i.e. Government or Semi Government Organization or Autonomous body or Authorities of minimum value 1500 Million in last 5 years. (Quantitative)	20
02 Completed Projects (20)	
01 Completed Project (12)	
On going Projects of Building Works (G+4) i.e Government or Semi Government Organization or Autonomous body or Authorities of minimum value 1500 Million in last 2 years. (Quantitative)(Doc Required)	15
02 On going Projects (15)	
01 On going Project (10)	
Personnel Capabilities	
Project Manager (BSc Civil Engineering) with 10 years Experience of Highrise buildings (Quantitative)(Doc Required)	5
Site Engineer (BSc Civil Engineering) with 5 years Experience of Highrise buildings (Quantitative)(Doc Required)	4

Supervisor Civil (Diploma in Civil) with at least 5 years experience in Civil Engineering (Quantitative)(Doc Required)	2
2 (2)	
1 (1)	
Supervisor Civil (Diploma in Electrical) with at least 5 years experience in E&M Works (Quantitative)(Doc Required)	1
Quantity Surveyor (DAE / Relevant Certificate) at least 5 years Experience (Quantitative)(Doc Required)	1
Surveyor (Diploma in Civil/Relevant Certificate) at least 5 years Experience) (Quantitative)(Doc Required)	2
2 (2)	
1 (1)	
Equipment Capabilities	
01 Concrete Batching Plant (5 cum per hour capacity) (Quantitative)(Doc Required)	2
Concrete Transit Mixture (6 cum capacity) (Quantitative)(Doc Required)	4
4 (4)	
3 (3)	
2 (2)	
1 (1)	
01 Mobile Concrete Pump (Quantitative)(Doc Required)	1
01 Crane (Quantitative)(Doc Required)	2

Excavators 2 cum (Quantitative)(Doc Required)	4
4 (4)	
3 (3)	
2 (2)	
1 (1)	
Dumpers (Quantitative)(Doc Required)	3
3 (3)	
2 (2)	
1 (1)	
Tractor Trolly (Quantitative)(Doc Required)	2
2 (2)	
1 (1)	
01 Generator (Quantitative)(Doc Required)	1
01 Water Tanker (Quantitative)(Doc Required)	1
Financial Position	

Project Specific Bank Credit Line (Quantitative)(Doc Required)

18

Limit of Contract / Project Specific Bank Credit Line of Pkr 2000 Million or above **(18)**

Limit of Contract / Project Specific Bank Credit Line of less than 2000 Million and more than or equal to 1900 Million **(17)**

Limit of Contract / Project Specific Bank Credit Line of less than 1900 Million and more than or equal to 1800 Million **(16)**

Limit of Contract / Project Specific Bank Credit Line of less than 1800 Million and more than or equal to 1700 Million **(15)**

Limit of Contract / Project Specific Bank Credit Line of less than 1700 Million and more than or equal to 1600 Million **(14)**

Limit of Contract / Project Specific Bank Credit Line of less than 1600 Million and more than or equal to 1500 Million **(13)**

Limit of Contract / Project Specific Bank Credit Line of less than 1500 Million and more than or equal to 1400 Million **(12)**

Limit of Contract / Project Specific Bank Credit Line of less than 1400 Million and more than or equal to 1300 Million **(11)**

Limit of Contract / Project Specific Bank Credit Line of less than 1300 Million and more than or equal to 1200 Million **(10)**

Limit of Contract / Project Specific Bank Credit Line of less than 1200 Million and more than or equal to 1000 Million **(9)**

Average annual construction turnover for last three years (Quantitative)(Doc Required)	12
Average annual construction turnover of Pkr 2000 Million or above (12)	
Average annual construction turnover of less than 2000 Million and more than /equal to 1800 Million (11)	
Average annual construction turnover of less than 1800 Million and more than /equal to 1600 Million (10)	
Average annual construction turnover of less than 1600 Million and more than /equal to 1400 Million (9)	
Average annual construction turnover of less than 1400 Million and more than /equal to 1200 Million (8)	
Average annual construction turnover of less than 1200 Million and more than /equal to 1100 Million (7)	
Average annual construction turnover of less than 1100 Million and more than /equal to 1000 Million (6)	

Jobs/Lots

Jobs Without Lots :

Job	Delivery Schedule	Quantity	Bid Security
Election Commission Academy	Address: Office # 20, Ground Floor, Old Naval HQ, G-6 Melody, Islamabad. Schedule: 735 Quantity: 1/Mix	1/Mix	19000000 PKR

Work Specifications and Market Rates

Jobs Without Lots :

Job: Election Commission Academy

Specifications / Requirements:

Sr. No	Ref. No.	Description	Unit	Qty	Rate	Amount
1	21-1(b) (ii)	Excavation in foundation of building, bridges and other structures,including dagbelling, dressing, refilling around structure with excavated earth, watering and ramming lead upto one chain (30 m) and lift upto 5 ft.(1.5m) b) By Excavator. ii) in ordinary soil.	1000 Cft.	225	10738.9	2416252.5
2	21-2 (ii)	Lift from 5ft (1.5m) to 15 ft (4.5 m):- ii) Ordinary soil	1000 Cft.	675	13017.6	8786880

Sr. No	Ref. No.	Description	Unit	Qty	Rate	Amount
3	21-2 (b)	Lift above 15 ft (4.5 m):- ii) in ordinary soil.	1000 Cft.	270	15215.1	4108077
4	5 (f) + (1 of Ch-1)	Cement concrete plain including placing, compacting, finishing and curing complete (including screening and washing of stone aggregate): including lead up to 30 km (47976.70 + 2208) (f) Ratio 1:2: 4	100 Cft	355	50184.7	17815568.5
5	(h) + (1 of CH-1)	(h) Ratio 1:3: 6 (40804.30 + 2318.40)	100 Cft	10	43122.7	431227
6	(i) + (1 of CH-1)	(i) Ratio 1: 4: 8 (35568.70 + 2377.8)	100 Cft	270	37946.5	10245555

Sr. No	Ref. No.	Description	Unit	Qty	Rate	Amount
7	9	Placing, compacting, finishing and curing of concrete using Ordinary Portland Cement / Sulphate resisting cement / Slag cement as may be required; including screening, washing of aggregates and mixing of constituents using batching plant, Transportation by transit mixer, pouring with pump in the required proportions to achieve a nominal cylindrical strength in the field as per ACI 214, with the specified consistency. i/c the cost of shuttering, compaction with Viberator, excluding the cost of Admixture, as approved and directed by the Engineer Incharge including lead up to 30 km				


Sr. No	Ref. No.	Description	Unit	Qty	Rate	Amount
8	c) + (1 of CH-1)	Substructure (Foundations, Raft, Strip and Footing Beams) (vi) 3000 PSI	Per Cft	130209	584.63	76124087.67
9	a) + (1 of CH-1)	in roof slab, beams, lintels, girders and other structural members (vi) 3000 PSI	Per Cft	131624	729.28	95990750.72
10	a) + (1 of CH-1)	Superstructure (Columns and others requiring formwork) (iv) 4000 PSI	Per Cft	35578	826.93	29420515.54
11	b) + (1 of CH-1)	Retaining/ Shear walls laid in situ or precast laid in position. iv) 4000 PSI (ii) More Than 9" Thick	Per Cft	26850	713.03	19144855.5

Sr. No	Ref. No.	Description	Unit	Qty	Rate	Amount
12	12 (b)	Fabrication of mild steel reinforcement for cement concrete, including cutting, bending, laying in position, making joints and fastenings, including cost of binding wire and labour charges for binding of steel reinforcement (also includes removal of rust from bars):- (ii) Deformed bars (Grade-60)	100 kg	17023	28479.6	484808230.8
13	5 (i) + 6 (ii)	i) Cement, sand mortar:- Ratio 1:4	100 Cft	21.75	46208.85	1005042.4875
14	BRICK WORK (in Upper Basement)					
15	5 (i) + 6 (i)	i) Cement, sand mortar:- Ratio 1:4	100 Cft	21.45	43975.4	943272.33
16	5 (i)	BRICK WORK (Ground Floor)				
17		Pacca brick work ground floor:- i) Cement, sand mortar:- Ratio 1:4	100 Cft	104.5	42181.95	4408013.775

Sr. No	Ref. No.	Description	Unit	Qty	Rate	Amount
18	5 (i) + 6 (i)	BRICK WORK (1st Floor)				
19		Pacca brick work in 1st floor:- i) Cement, sand mortar:- Ratio 1:4	100 Cft	122.85	43975.4	5402377.89
20	5 (i) + 6 (ii)	BRICK WORK (2nd Floor)				
21		Pacca brick work in 2nd floor:- i) Cement, sand mortar:- Ratio 1:4	100 Cft	128.34	46208.85	5930443.809
22	5 (i) + 6 (iii)	BRICK WORK (3rd Floor)				
23		Pacca brick work in above 2nd floor:- i) Cement, sand mortar:- Ratio 1:4	100 Cft	99.4	48442.25	4815159.65
24	5 (i) + 6 (iv)	BRICK WORK (4th Floorfloors)				
25		Pacca brick work in above 2nd floor:- i) Cement, sand mortar:- Ratio 1:4	100 Cft	104.55	52232.45	5460902.6475
26	5 (i) + 6 (v)	BRICK WORK (5th & subsequent floors)				

Sr. No	Ref. No.	Description	Unit	Qty	Rate	Amount
27		Pacca brick work in above 2nd floor:- i) Cement, sand mortar:- Ratio 1:4	100 Cft	214.2	53308.5	11418680.7
28	35	Providing and laying roof insulation, comprising of single layer of tiles 9"x4½"x1½" (225x113x40 mm) grouted with cement sand mortar 1:3 laid over 2" (50 mm) thick earth (including mud plaster) over thermopore sheet, over polythene sheet 300 gauge over a layer of bitumen,complete in all respect iii) Thermopore sheet 1" (25 mm) thick	100 Sft	88.23	19751.6	1742683.668
29	15	Khuras on roof 2'x2'x6" (600 x 600 x 150 mm)	Each	10	1228.55	12285.5

Sr. No	Ref. No.	Description	Unit	Qty	Rate	Amount
30	57 (b)	Providing and fixing ornamental wooden architrave 3" x (1½" tapered to ¼") all along the door frame complete in all respect. (b) Deodar wood architrave	Per Sft	9083	153.8	1396965.4



Sr. No	Ref. No.	Description	Unit	Qty	Rate	Amount
31	17	Providing and fixing 2" wide MS Chowkat singel/double rebate made of 16 SWG MS sheet pressed/welded/supported with M.S.flat1-1/4"x1/8" i/c 6" long M.S. Flat 1"x1/8" hold fasts (6-Nos) welded/screwed, punching of lock hole covered with MS Box, coating with anti rust paint including filling with cement sand mortar (1:8) and embedding holdfast in cemen tconcrete (1:2:4) ,complete in all respect as approved and directed by Engineer Incharge.				
32	(ii)	10.50 " wide	Per Sft	2290	731.35	1674791.5
33	(iii)	5.5 " wide	Per Sft	1240	530.45	657758

Sr. No	Ref. No.	Description	Unit	Qty	Rate	Amount
34	5	Providing and fixing 1st class solid wood wrought joinery in panelled or panelled and glazed doors and windows of specified thickness with 1" thick solid wood panels with step and 1-1/2"x2-1/2" beadings all around the panels i /c the cost of Tower bolt and handles compl ete in all respect (Excluding the cost of sliding bolt,lock and chowkats (frame), etc.) as approved and directed by the Engineer Incharge. b) Ash wood Door (iii) 1-1/2" thick (40 mm)	Per Sft	3540	3287.65	11638281

Sr. No	Ref. No.	Description	Unit	Qty	Rate	Amount
35	60	P/F 3/4" dia heavy duty sliding bolt of specified material i/c the cost of hardware complete in all respect as approved and directed by the Engineer Incharge. b) Brass i) 10" (250 mm) long	Each	195	1058.5	206407.5
36	62	Providing and fixing automatic hydraulic operated door closer imported heavy duty complete in all respect as approved and directed by the Engineer Incharge.	Each	125	5027	628375

Sr. No	Ref. No.	Description	Unit	Qty	Rate	Amount
37	64	Providing and fixing Imported Mortice Lever Handle Lock with back plate (Machine, Cylinders, Lever Handles (Pair) and backplate (Pair) of approved quality, design & finish, including the cost of all accessories to complete the job as shown on drawing and as per specification, complete in all respect, as approved and directed by the Engineer Incharge.	Each	195	4569.55	891062.25
38	3	Supplying and filling sand under floor; or plugging in wells.	100 Cft	428.4	4156.7	1780730.28

Sr. No	Ref. No.	Description	Unit	Qty	Rate	Amount
39	39	Providing and laying 1" thick terrazzo tile for specified colour & size full body, best quality with minimum 5000 PSI in approved design with adhesive bond over 3/4" thick 1:3 cement plaster i/c the cost of sealer for finishing the joints i/c cutting, grinding, rubbing, filling. Complete in all respect as approved and directed by the Engineer incharge. (Without Polishing) b) Size 24"x24"x1" ii) Coloured	P.Sft	89760	450.05	40396488
40	25 (b)	Rubbing and polishing grit floor, including repairing voids, uneven surface, complete in all respects	100 Cft	897.6	4838.2	4342768.32

Sr. No	Ref. No.	Description	Unit	Qty	Rate	Amount
41	23	Providing and laying superb quality Ceramic tile floors of Master brand of specific size, Glossy/Matt/ Texture of approved Color and Shade as per approved design with adhesive bond, over 3/4" thick (1;2) cement sand plaster i/c the cost of sealer for finishing the joints i/c cutting grinding complete in all respects and as approved and directed by the Engineer Incharge.				
42	(i)	12"x18"/12"x24"/10"x24"/8"x24"/12"x36"	Per Sft	4102	306.9	1258903.8

Sr. No	Ref. No.	Description	Unit	Qty	Rate	Amount
43	24	Providing and laying superb quality Ceramic tiles dado of Master brand of specified size, Glossy/Matt/Textures kirting/dado of approved Color and Shade with adhesive bond over 1/2" thick (1:2) cement plaster i/c the cost of sealer for finishing the joints i/c cutting, grinding complete in all respects as approved and directed by the Engineer in Charge				
44	(i)	12"x18"/12"x24"/10"x24" /8"x24"/12"x36"	Per Sft	19075	307.15	5858886.25

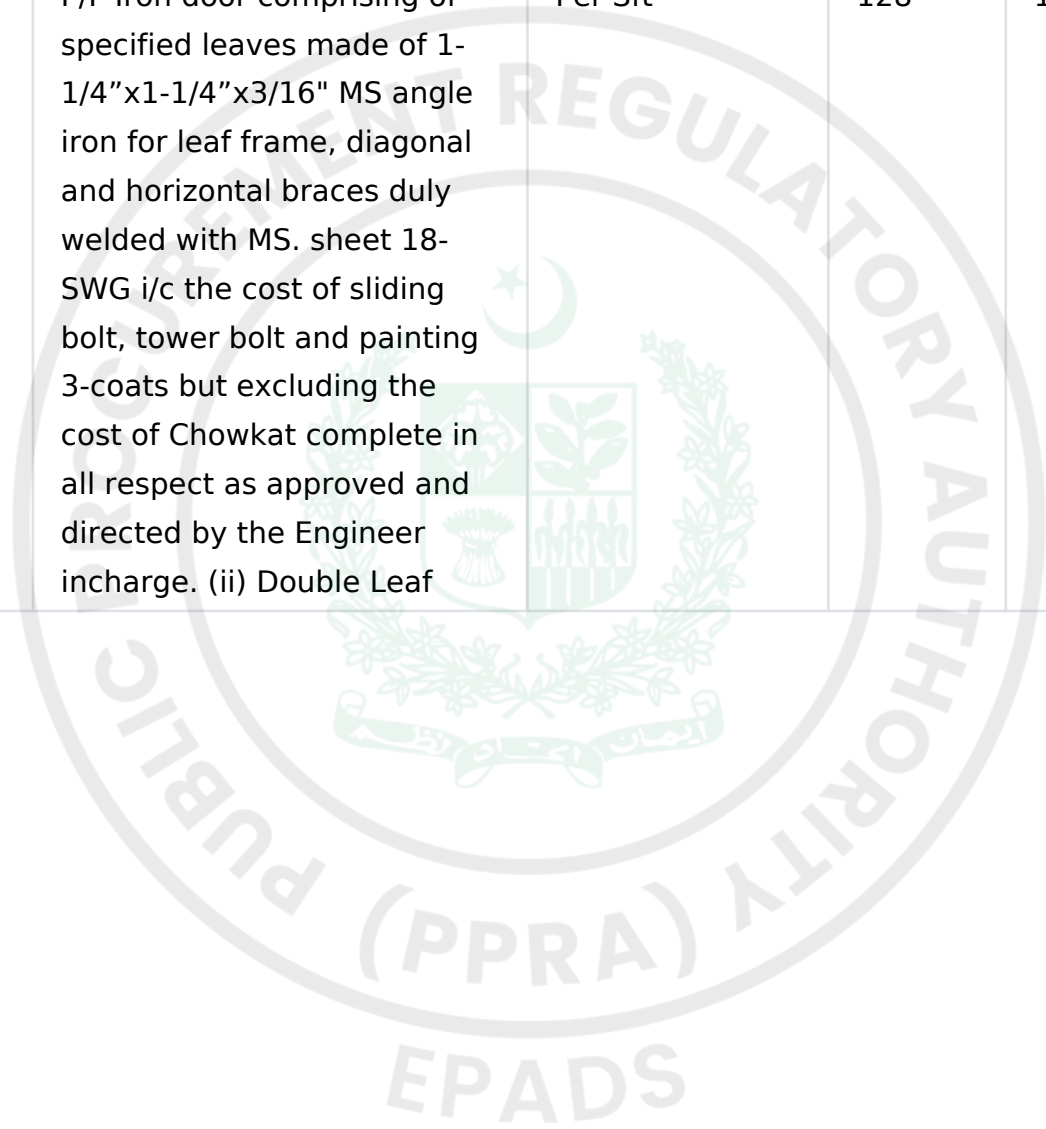
Sr. No	Ref. No.	Description	Unit	Qty	Rate	Amount
45	36	Providing and laying superb quality Porcelain glazed tiles of Master/ Stile brand or approved equivalent manufacturer, skirting/dado of specified size, Color and Shade with adhesive/ bond over 1/2"thick (1:2) cement plaster i/c the cost of matching sealer for finishing the joints, cutting grinding complete in all respect as approved and directed by the Engineer Incharge a) Full body Glazed tiles				
46	(iii)	600mm x 600 mm	Per Sft	57400	450.8	25875920

Sr. No	Ref. No.	Description	Unit	Qty	Rate	Amount
47	33	Providing and applying weather shield paint of approved quality on external surface of building including preparation of surface, application of primer complete in all respect: a) New surface:				
48	(i)	i) 1st coat	100 Sft	207.9	5011.15	1041818.085
49	(ii)	2-Coats & Subsequent Coat	100 Sft	207.9	2778.55	577660.545
50	41	Extra labour for painting, varnishing, etc. from 20' (6.10 m) height and above, for every additional 10' (3.05 m) height, or part thereof, requiring scaffolding. (2 x 3 x 259.85)=1559.10 %sft	100 Sft./ Coat	140.7	1559.1	219365.37
51	9	Cement plaster 1:4 upto 20' (6.00 m) height:- b) ½" (13 mm) thick	100 Sft	4236	4923.45	20855734.2

Sr. No	Ref. No.	Description	Unit	Qty	Rate	Amount
52	39	Preparing surface and applying GraffiatoWeatherCoating (Co-polymer emulsion) of approved colour & shade with weather resistant pigment, highly water repellent with Metallic Spatula having top class finish by smoothing with a plastic Spatula, on a base coat (Primer) over well cleaned plastered surface complete in all respect as approved and directed by the Engineer Incharge.	Per Sft	42185	86.45	3646893.25

Sr. No	Ref. No.	Description	Unit	Qty	Rate	Amount
53	10	Fabrication of heavy steel work, with angle, tees, flat ironround iron and sheet iron for making trusses, girders, tanks, etc., including cutting, drilling, revitting, handling, assembling and fixing, but excluding erection in position.	100 Kg	465.5	35334.3	16448116.65
54	33	Providing and fixing stair railing (all types and designs) of hard wood, including bends and corners, screwed to 5/8"x5/8" (16x16 mm) M.S. square bars 2.75 ft. (838 mm) high, at 5.5 inch (137 mm) inch centre to centre, fixed in steps of stairs, M.S. flat 1"x1/8" (25x3 mm) welded to bars, painting/polishing 3 coats, etc. complete.	Per Rft	1052	2590.2	2724890.4

Sr. No	Ref. No.	Description	Unit	Qty	Rate	Amount
55	61	P/F Iron door comprising of specified leaves made of 1-1/4"x1-1/4"x3/16" MS angle iron for leaf frame, diagonal and horizontal braces duly welded with MS. sheet 18-SWG i/c the cost of sliding bolt, tower bolt and painting 3-coats but excluding the cost of Chowkat complete in all respect as approved and directed by the Engineer incharge. (ii) Double Leaf	Per Sft	128	1480.8	189542.4




Sr. No	Ref. No.	Description	Unit	Qty	Rate	Amount
56	43	Spraying anti termite proofing by using liquid FMC Biflex 2.5%EC Mixing Ratio 1:50=137-Sft or using liquid MIRAGE Ali Akbar /RANGERS Auriga 5% SC Mixing Ability-HEXTAR Ratio 1:110=205-Sft or any other equivalent approved liquid applying with shower and certificate will be provided by the contractor for 10-years complete in all respect .as approved by the Engineer Incharge.	Per Sft	47250	12.7	600075
57	UPVC WINDOWS					

Sr. No	Ref. No.	Description	Unit	Qty	Rate	Amount
58	Non Schedule	<p>Providing and fixing factory made uPVC (Full Body Gray/Black color with outside PMMA (co extruded coating) sliding glazed window/ventilators comprising of uPVC multi-chambered frame with aluminium roller track and sash extruded profiles of Yingde Conch Profiles Co Ltd / Dimex or approved equivalent, Three track three panels sliding window with fly proof wire mesh (Two nos. glazed & one no. wire mesh panels) made of (series) frame 88x52 mm & sash 42x66mm & 21x52mm mesh Sash and single glazing bead / double glazing bead of appropriate dimension duly reinforced with 1.2 ± 0.1 mm thick galvanized mild steel section of required length (shape & size according to uPVC profile), appropriate dimension of uPVC extruded glazing beads and uPVC</p>	Sft	5200	2405	12506000

Sr. No	Ref. No.	Description	Unit	Qty	Rate	Amount
59	Non Schedule	<p>Providing and fixing factory made uPVC (Full Body Gray/black color with outside PMMA co extruded Coating) Fully Fix glazed window comprising of uPVC multi-chambered frame extruded profiles of Yingde Conch Profiles Co Ltd / Dimex or approved equivalent frame 60x58mm & 60x72mm Mullion and single glazing bead / double glazing bead of appropriate dimension duly reinforced with 1.2 ± 0.1mm thick galvanized mild steel section of required length (shape & size according to uPVC profile), appropriate dimension of uPVC extruded glazing beads .EPDM gasket. Nylon Frame fixing anchors 80x8 mm size for fixing frame to finished wall and necessary stainless steel screws etc. Profile of frame shall be mitered cut and fusion welded at all corners, including drilling of holes for</p>	Sft	1200	1300	1560000

Sr. No	Ref. No.	Description	Unit	Qty	Rate	Amount
60	Non Schedule	<p>Providing and fixing factory made uPVC (Full Body Gray color with outside PMMA co extruded Coating) casement/Casement cum fixed glazed windows comprising of uPVC multichambered frame, sash and mullion (where ever required) extruded profiles of Yingde Conch Profiles Co Ltd / Dimex or approved equivalent made of (series) frame 60x58 mm & sash 60x78mm & 72x60mm Mullion and single glazing bead / double glazing bead of appropriate dimension duly reinforced with 1.2 ± 0.2 mm thick galvanized mild steel section required length (shape & size according to uPVC profile), uPVC extruded glazing beads of appropriate dimension, Hinges, Stay EPDM gasket, zinc alloy (Black powder coated) handle on each side of panels along with zinc plated</p>	Sft	660	2145	1415700

Sr. No	Ref. No.	Description	Unit	Qty	Rate	Amount
61	Non Schedule	Providing and fixing Single Glaze Solar Control/Low-e Tempered 6mm Glass of approved quality, color for window/Doors/ventilators complete in all respects as per drawings, specifications and instructions of the Engineer In-charge.	Sft	7060	975	6883500
62	Floor Cabinets					



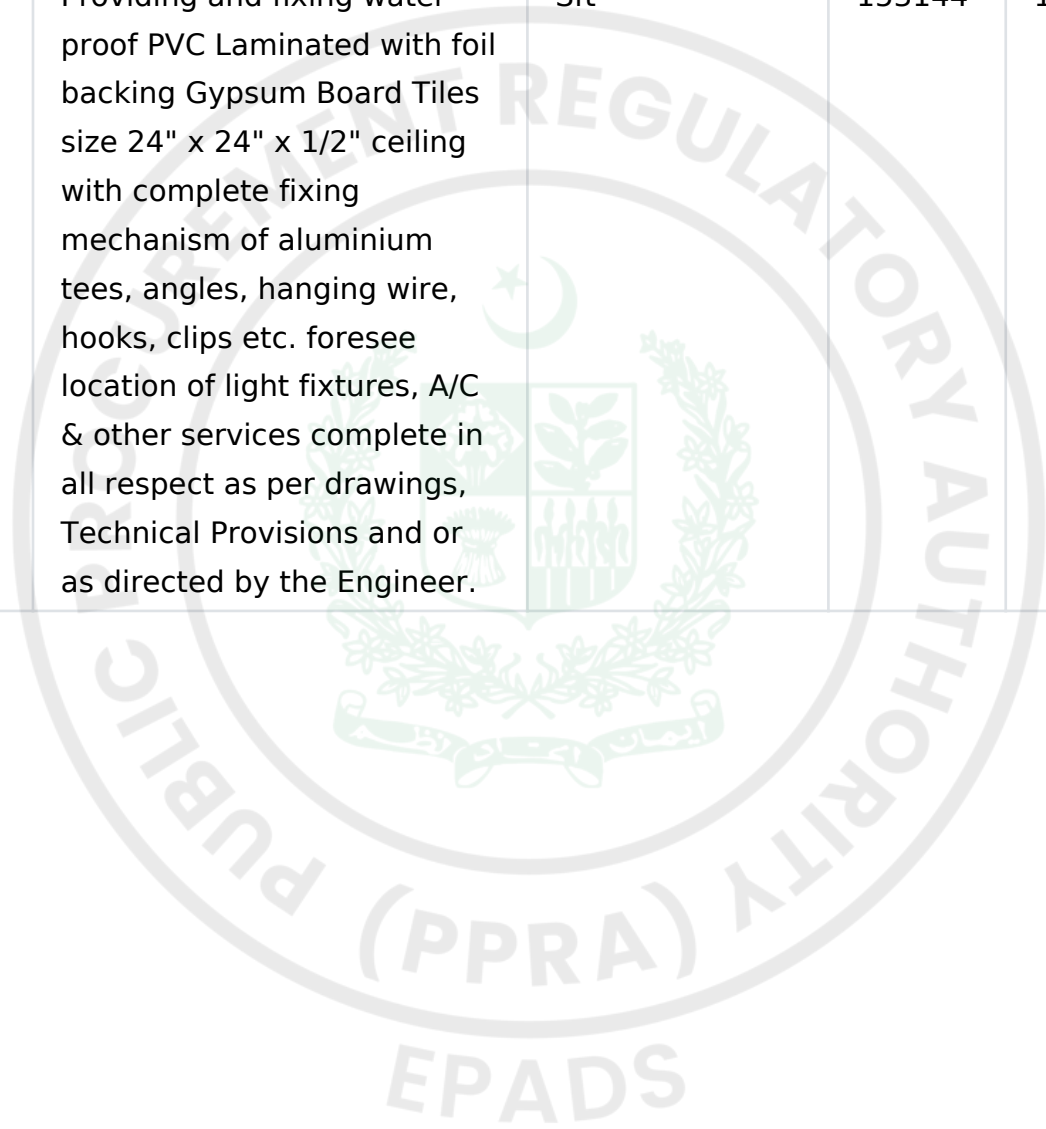
Sr. No	Ref. No.	Description	Unit	Qty	Rate	Amount
63	Non Schedule	Providing & Fixing of floor cabinet 600mm wide & 862mm high with First class Soft wood (deodar) frame, 2 1/2" x 1 1/4" thick 3/4" thick lamination board (local) shutter /drawer of approved colour/design incl all necessary chromium plated (cp) mongery, PVC beading,RCC slab, 25mm thick 625 mm wide white/ coloured marble slab, PCC in side, complete in all respects as per drawings, specifications and instructions of the Engineer In-charge.	Sft	480	1378	661440
64	Wall Cabinets					

Sr. No	Ref. No.	Description	Unit	Qty	Rate	Amount
65	Non Schedule	Providing & Fixing of kitchen wall cabinets 381mm wide & 610mm high with first class Soft wood (deodar) frame, size 2 1/2"x1 1/2" thick lamination (local) board shutter of approved colour/design incl all necessary CP mongery fixture, & PVC beading complete in all respects as per drawings, specifications and instructions of the Engineer In-charge.	Sft	390	1185	462150
66	WPC DOORS					

Sr. No	Ref. No.	Description	Unit	Qty	Rate	Amount
67	Non Schedule	<p>Providing and Fixing Factory made single panel extruded 37-38mm WPC(wood polymer composite) door shutter/frame/beading of required size, shape, and design of 5mm thickness. Comprising of Pure polymer, calcium carbonate and natural fiber wood powder/rice husk/wheat husk and non toxic additives having specific gravity value 1.07% and Tensile strength 10.3 MPa flexural strength of 23-24 MPa and resisting to spread flame with property of being termite/borer proof, water/moisture proof fire retardant. Fixing with stainless steel hinges of required sizes and full body threaded star head counter sunk SS screws. Door shutter Hinges and lock side reinforce with best quality wood pieces with 4nos bars in each door shutter and sealed all sides with wpc</p>	Sft	1420	2450	3479000

Sr. No	Ref. No.	Description	Unit	Qty	Rate	Amount
68		PAINTING ON PLASTERED WALLS /CEILING ETC				
69	Non Schedule	Providing & applying 3- coats of spot less Emulsion paint of approved make , color (stain repellent) at any height/floor incl preparation of surface with 3-coats of ACS putty, one coat of sealer on plastered walls including rubbing, finishing the surfaces, complete in all respects as per drawings, specifications and instructions of the Engineer In-charge.	Sft	390885	75	29316375
70	Gypsum Board Ceiling					

Sr. No	Ref. No.	Description	Unit	Qty	Rate	Amount
71	Non Schedule	Providing and fixing water proof PVC Laminated with foil backing Gypsum Board Tiles size 24" x 24" x 1/2" ceiling with complete fixing mechanism of aluminium tees, angles, hanging wire, hooks, clips etc. foresee location of light fixtures, A/C & other services complete in all respect as per drawings, Technical Provisions and or as directed by the Engineer.	Sft	153144	170	26034480



Sr. No	Ref. No.	Description	Unit	Qty	Rate	Amount
72	3	Providing and fitting imported floor mounted European coupled set of Water Closet (WC) and flushing Cistern of PORTA/ Marachi brand (full size) manufacturer i/c the cost of CP/rubber connection, thimble, seat cover and rawal bolts complete in all respects as approved and directed by the Engineer Incharge. A) Two Piece ii) PORTA HD 200N Toilet Cito with Hydraulic Seat Cover	Each	45	61651.1	2774299.5
73	4	Providing and fitting glazed earthen ware water closet, squatter type (Orisa pattern), combined with foot rest. i) white	Each	17	6949.6	118143.2

Sr. No	Ref. No.	Description	Unit	Qty	Rate	Amount
74	7 (i)	Providing and fitting glazed earthen ware wash hand basin 56x40 cm (22"x16") including bracket set, waste pipe and waste coupling, etc. i) white, with pedestal	Each	10	12051.55	120515.5
75	(v)	(v) Under Counter Vanity Basin	Each	62	13047.55	808948.1
76	8	Providing and fixing stainless steel sink with drain board, size 120x60 cm (48"x24") including bracket set, waste pipe and waste coupling.	Each	8	15806.95	126455.6
77	16	Providing and fixing, chromium plated soap dish.	Each	60	981.6	58896
78	18	Providing and fixing, chromium plated toilet paper holder.	Each	65	1271.45	82644.25

Sr. No	Ref. No.	Description	Unit	Qty	Rate	Amount
79	19	Providing and fixing, chromium plated towel rail:- i) 60 cm (24") long, and 2 cm (¾") dia.	Each	30	1337.2	40116
80	21	Providing and fixing glass shelf 60x13 cm (24"x5"), with 5mm thick glass:- i) with chromium plated brackets and railing	Each	30	1701.7	51051
81	24	Providing and fixing chromium plated pillar-cock, heavy:- i) 2 cm (¾")	Each	80	3928	314240
82	27	Providing and fixing chromium plated bib cock:- i) 2 cm (¾")	Each	30	1828	54840
83	28	Providing and fixing chromium plated tee stop cock 15mm (½").	Each	206	2068	426008

Sr. No	Ref. No.	Description	Unit	Qty	Rate	Amount
84	30	Providing and fixing, chromium plated mixing valve, for wash hand basin, sink or shower.	Each	4	3950	15800
85	31	Providing and fixing gun metal peet/gate valve (screwed):- iii) 50 mm(2") dia	Each	13	12132	157716
86	40	Supply and fitting of cast iron manhole cover with frame, etc. complete. i) 30 cm (12") dia	Each	50	2532	126600
87		ii) 45 cm (18") dia	Each	35	3492	122220
88	44 (a)	Providing and fixing, brass gas cock:- a) 15 mm (1/2") dia	Each	150	793.75	119062.5
89	(b)	Providing and fixing, brass gas cock:- b) 20 mm (3/4") dia	Each	45	1021.75	45978.75

Sr. No	Ref. No.	Description	Unit	Qty	Rate	Amount
90	47	Providing, fixing, testing and commissioning of μ -PVC (Unplasticized Polyvinyl Chloride) Nikasi/ SWV pipe, Dadex / Popular / Beta or approved equivalent manufacturer, plain / Bell Ended / Z - Joints conforming to BS 4514 / BS 5255 - EN 1329 including the cost of specials and Solvents complete in all respects, as per drawings & specifications and / or as approved and directed by the Engineer Incharge.				
91	(iv)	(82 mm)	Per Rft	8500	160.6	1365100
92	(v)	(110 mm)	Per Rft	7500	254.3	1907250
93	(vi)	(160 mm)	Per Rft	3750	493.4	1850250
94	(vii)	(200 mm)	Per Rft	2250	525.65	1182712.5

Sr. No	Ref. No.	Description	Unit	Qty	Rate	Amount
95	49	Providing, fixing, testing and commissioning of μ -PVC (Un plasticized poly vinyl Chloride) Nikasi/wastepipe Fittings make of dadex/Popular/Beta/BBJ conforming to code EN-1401 including the cost of Solvents complete in all respects as approved and directed by the Engineer Incharge. (b) Multi-Trap				
96	(i)	4" dia	Each	62	1436.1	89038.2
97	(ii)	3" dia	Each	78	1046.1	81595.8

Sr. No	Ref. No.	Description	Unit	Qty	Rate	Amount
98	52 (v)	Providing and fixing 1/2" dia Muslim Shower of Faisal/Master comprising of 1/2" dia one-meter long rubber/CP flexible pipe and hand shower set complete in all respects as approved and directed by the Engineer Incharge. Providing and fixing CP bath Room Set made of Sonex /Master /Faisal comprising of 3-No Tee stop cocks, lever type Basin Mixer, double Bib Cock, open wall shower, Muslim shower, waste coupling and bottle trap etc. complete in all respect as approved and directed by the Engineer incharge (v) Muslim shower	Each	62	2387	147994
99	(iii)	(iii) Double Bib Cock	Each	62	1907	118234
100	(iv)	(iv) Open Type Wall Shower	Each	5	18707	93535

Sr. No	Ref. No.	Description	Unit	Qty	Rate	Amount
101	1	Providing and laying R.C.C. pipe, moulded with cement concrete 1:1½:3, with spigot socket or collar joint, etc including cost of reinforcement, conforming to B.S. 5911:Part I: 1981, Class "L" including carriage of pipe from factory to site of work, lowering in trenches to correct alignment and grade, jointing, cutting pipes where necessary, finishing and testing, etc., complete. iii) 225 mm (9:) i/d	Rft	1750	606.75	1061812.5
102	5	Constructing gully grating chamber, 12"x12", (300x300 mm) complete in all respects. b) concrete Gully trap	Each	19	7079.95	134519.05

Sr. No	Ref. No.	Description	Unit	Qty	Rate	Amount
103	16	Providing and fixing 6" thick R.C.C. manhole cover with tee shaped C.I. frame of 22" I/d (frame weighing 37.324 Kg. or one maund as per Standard Drawing STD/PD No. 6, of 1977, complete in all respect.	Per Set	19	11263.6	214008.4
104	19	Providing, laying, cutting, jointing, testing and disinfecting G.I. pipe line in trenches, with socket joints, using G.I.pipes of B.S.S. 1387-1967 complete in all respects, with specials and valves. A) With Socket Joints 2) Medium Quality				
105	(ii)	¾" i/d (20 mm) 2.65mm thick	Per Rft	6500	287.3	1867450
106	(iii)	1" i/d (25 mm) 3.25mm thick	Per Rft	1750	430.55	753462.5
107	(vi)	2" i/d (50 mm) 3.65mm thick	Per Rft	5800	872.7	5061660
108	(ix)	4" i/d (100 mm) 4.5mm thick	Per Rft	1100	1999.25	2199175

Sr. No	Ref. No.	Description	Unit	Qty	Rate	Amount
109	33	Providing, laying, testing and commissioning of POLY PROPYLENE RANDOM COPOLYMER (PPRC) water supply pipe made of (Dadex/Popular/Beta/BBJ) with specified pressure rating PN (PRESSURE NOMINAL) and conforming to DIN8077-8078 codei/ccost of solvent, specials, making jharries complete in all respect as approved and directed by Engineer Incharge. (Internal/ External Diameters mentioned). b) PN-20 pipe				
110	(ii)	(3/4") 25 mm	Per Rft	1850	99.7	184445
111	(iii)	(1") 32 mm	Per Rft	5800	158.25	917850
112	(iv)	(1-1/4") 40 mm	Per Rft	2500	241.75	604375
113	(v)	(1-1/2") 50 mm	Per Rft	1650	347.1	572715

Sr. No	Ref. No.	Description	Unit	Qty	Rate	Amount
114	(vi)	(2") 63 mm	Per Rft	1500	541.3	811950
115	(vii)	(2-1/4") 75 mm	Per Rft	1150	798.05	917757.5
116	48	Providing and laying 3/4" thick full width Prepolished Marble slab for Vanities /Shelves /Treads / Window Cills, having Uniform texture (Spotless) with adhesive bond over 3/4" thick (1:2) cemen sand mortar i/c the cost of matching sealer complete in all respect as approved and directed by the Engineer Incharge. i) China Verona	Per Sft	275	642.35	176646.25

Sr. No	Ref. No.	Description	Unit	Qty	Rate	Amount
117	9	Placing, compacting, finishing and curing of concrete using Ordinary Portland Cement / Sulphate resisting cement / Slag cement as may be required; including screening, washing of aggregates and mixing of constituents using batching plant, Transportation by transit mixer, pouring with pump in the required proportions to achieve a nominal cylindrical strength in the field as per ACI 214, with the specified consistency. i/c the cost of shuttering, compaction with Viberator, excluding the cost of Admixture, as approved and directed by the Engineer Incharge including lead up to 30 km				

Sr. No	Ref. No.	Description	Unit	Qty	Rate	Amount
118	a) + (1 of CH-1)	in roof slab, beams, lintels, girders and other structural members (vi) 3000 PSI	Per Cft	10500	729.28	7657440
119	a) + (1 of CH-1)	Superstructure (Columns and others requiring formwork) (iv) 4000 PSI	Per Cft	7500	826.93	6201975
120	b) + (1 of CH-1)	Retaining/ Shear walls laid in situ or precast laid in position. iv) 4000 PSI (ii) More Than 9" Thick	Per Cft	1365	713.03	973285.95
121	12 (b)	Fabrication of mild steel reinforcement for cement concrete, including cutting, bending, laying in position, making joints and fastenings, including cost of binding wire and labour charges for binding of steel reinforcement (also includes removal of rust from bars):- (c) Deformed bars (Grade-60)	100 kg	210.323	28479.6	5989914.9108
122		EXCAVATION				

Sr. No	Ref. No.	Description	Unit	Qty	Rate	Amount
123	21-1(b) (ii)	Excavation in foundation of building, bridges and other structures,including dagbelling, dressing, refilling around structure with excavated earth, watering and ramming lead upto one chain (30 m) and lift upto 5 ft.(1.5m) b) By Excavator ii) in ordinary soil.	1000 Cft.	5.5	10738.9	59063.95
124	21-2 (ii)	Lift from 5ft (1.5m) to 15 ft (4.5 m):- ii) Ordinary soil	1000 Cft.	4.35	13017.6	56626.56
125	9	Cement plaster 1:4 upto 20' (6.00 m) height:- b) ½" (13 mm) thick	100 Sft	15.5	4923.45	76313.475

Sr. No	Ref. No.	Description	Unit	Qty	Rate	Amount
126	10	Fabrication of heavy steel work, with angle, tees, flat ironround iron and sheet iron for making trusses, girders, tanks, etc., including cutting, drilling, revitting, handling, assembling and fixing, but excluding erection in position.	100 Kg	25	35334.3	883357.5
127	Non Schedule	Proiding and fixing of mirror any shape and pattern, circular, rectangular, oval etc 5 mm thick, imported (mirror foreign made) including cost of edging, fixing accessories complete in all respects as per drawings, specifications and instructions of the Engineer In-charge.	Sft	435	425	184875

Sr. No	Ref. No.	Description	Unit	Qty	Rate	Amount
128	Non Schedule	Proiding and fixing of casted grating CP 4"x4" complete in all respects as per drawings, specifications and instructions of the Engineer In-charge.	Each	185	592	109520
129	Non Schedule	Proiding and fixing of Non return valve or reflux valve, screwed 3/4" dia, complete in all respects as per drawings, specifications and instructions of the Engineer In-charge.	Each	10	1470	14700
130	Non Schedule	Proiding and fixing of Air valve automatic, 2" size, double acting complete in all respects as per drawings, specifications and instructions of the Engineer In-charge.	Each	8	3160	25280


Sr. No	Ref. No.	Description	Unit	Qty	Rate	Amount
131	3	Boring for tubewell in shingle, gravel and rock, including sinking and withdrawing of casing pipe:-				
132	a)	From ground level to 200 ft. (60 m) below ground level:- i) 12" to 18" (300 to 450 mm) i/d	Rft of bore	200	1991.5	398300
133	b)	Exceeding 200 ft. (60 m) depth below ground level:- i) 12" to 18" (300 to 450 mm) i/d	Rft of bore	450	2190.65	985792.5
134	4	Providing strong substantially built box of deodar wood 4'x2½'x9" (1200x750x225 mm), with compartments, lock and locking arrangement for preserving samples of strata from bore hole.	Job for complete Bore	1	43572.85	43572.85
135	5	Furnishing sample of water from bore hole.	P. Set of 2 bottles	5	232.75	1163.75

Sr. No	Ref. No.	Description	Unit	Qty	Rate	Amount
136	9	Providing and installing Fiberglass Reinforced Polypropelene (FRP) strainer of specifid wall thickness having slot size of 0.9 mm to 1.10 mm in Tubewell borehole i/c the cost of male/female coupling with Nylone Strip, studs complete in all respect as approved and directed by the Engineer Incharge. vi) 10" inch dia (6.35 mm thickness)	Rft	200	4030.4	806080
137	11	Providing and installing P.V.C. Bail/End plug, in tubewell bore hole:- a) B.S.S. Class `B' vi) 10" i/d (250 mm)	Each	1	782.35	782.35

Sr. No	Ref. No.	Description	Unit	Qty	Rate	Amount
138	12	Providing and installing M.S. blind pipe socketed/welded joint, M.S reducer (where necessary), in tubewell bore hole, including jointing/ welding with strainer, etc. complete:- i) 10" i/d, ¼" (250 mm i/d 6 mm) thick	Rft	460	5120.6	2355476
139	16	Testing and developing of tubewell of size 6" (150 mm) i/d and above continuously. i) upto 1.5 cs. discharge	P. Hour	12	2681.3	32175.6
140	17	Shrouding with graded pea gravel 3/8" to 1/8" (10 to 3 mm), around tubewell in bore hole.	Per Cft.	500	189.3	94650

Sr. No	Ref. No.	Description	Unit	Qty	Rate	Amount
141	31	Providing & mixing bentonite clay / powder have swelling factor of 1200% for lining /seal and plug earthen bore holes/ponds in the specified ratio conforming to IS:6186 for stabilization of soil as specified by the designer etc complete in all respect.	P. Pound	500	13.2	6600
142	42	Providing and fixing heavy duty Gate valve of specified diameter and material for pressure rating PN-16 mde of Crane (USA), Hatersly (UK), Scon (Pakistan) or approved quivalent manufacturer, i/c the cost of all accessories flanges,nut/bolt and gaskit where required complete in all respect as approved and directed by the Engineer Incharge. (b) Flange Ended Ductile Iron Valve (ix) 4" dia	Each	4	30780	123120

Sr. No	Ref. No.	Description	Unit	Qty	Rate	Amount
143	19	Providing, laying, cutting, jointing, testing and disinfecting G.I. pipe line in trenches, with socket joints, using G.I.pipes of B.S.S. 1387-1967 complete in all respects, with specials and valves. A) With Socket Joints 2) Medium Quality				
144	(ix)	4" i/d (100 mm) 4.5mm thick	Per Rft	650	1999.25	1299512.5




Sr. No	Ref. No.	Description	Unit	Qty	Rate	Amount
145	44	Providing and fixing heavy duty Check Valve of specified diameter and material for pressure rating PN-16 made of Crane (USA), Hatersly (UK), Scon (Pakistan) or approved equivalent manufacturer i/c the cost of all accessories flanges,nut/bolt and gaskit where required complete in all Providing and fixing heavy duty Check Valve of specified diameter and respect as approved and directed by the Engineer Incharge.				
146	i)	(a) Brass Threaded Valves (vi) 2" dia	Each	8	13420.8	107366.4
147	ii)	(b) Flange Ended Ductile Iron Valve (ix) 4" dia	Each	4	13346.4	53385.6

Sr. No	Ref. No.	Description	Unit	Qty	Rate	Amount
148	9	Placing, compacting, finishing and curing of concrete using Ordinary Portland Cement / Sulphate resisting cement / Slag cement as may be required; including screening, washing of aggregates and mixing of constituents using batching plant, Transportation by transit mixer, pouring with pump in the required proportions to achieve a nominal cylindrical strength in the field as per ACI 214, with the specified consistency. i/c the cost of shuttering, compaction with Viberator, excluding the cost of Admixture, as approved and directed by the Engineer Incharge including lead up to 30 km				

Sr. No	Ref. No.	Description	Unit	Qty	Rate	Amount
149	a) + (1 of CH-1)	in roof slab, beams, lintels, girders and other structural members (vi) 3000 PSI	Per Cft	10500	729.28	7657440
150	a) + (1 of CH-1)	Superstructure (Columns and others requiring formwork) (iv) 4000 PSI	Per Cft	7500	826.93	6201975
151	b) + (1 of CH-1)	Retaining/ Shear walls laid in situ or precast laid in position. iv) 4000 PSI (ii) More Than 9" Thick	Per Cft	1365	713.03	973285.95
152	12 (b)	Fabrication of mild steel reinforcement for cement concrete, including cutting, bending, laying in position, making joints and fastenings, including cost of binding wire and labour charges for binding of steel reinforcement (also includes removal of rust from bars):- (c) Deformed bars (Grade-60)	100 kg	210.323	28479.6	5989914.9108

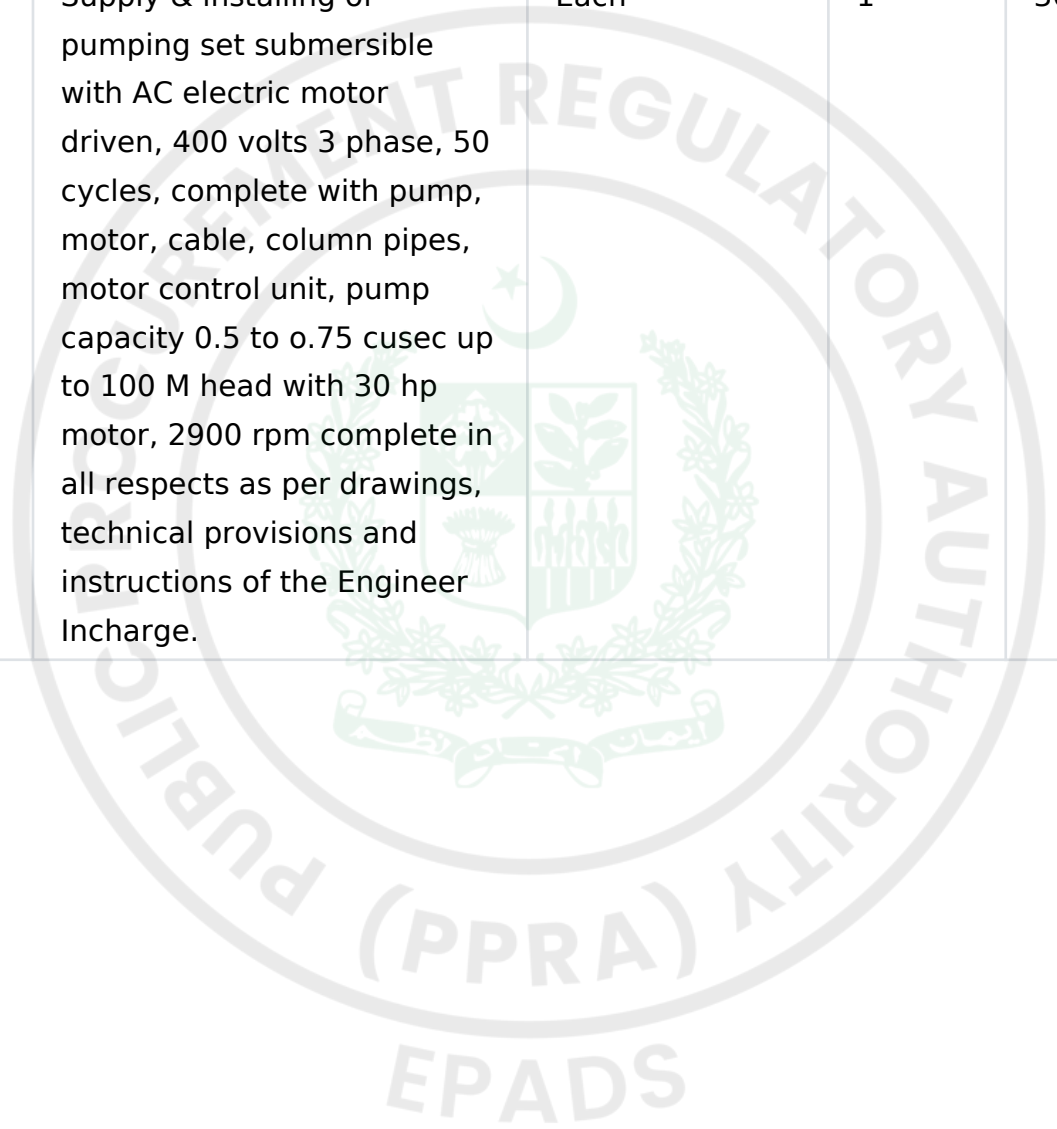
Sr. No	Ref. No.	Description	Unit	Qty	Rate	Amount
153	21-1(b) (ii)	Excavation in foundation of building, bridges and other structures,including dagbelling, dressing, refilling around structure with excavated earth, watering and ramming lead upto one chain (30 m) and lift upto 5 ft.(1.5m) b) By Excavator ii) in ordinary soil.	1000 Cft.	5.5	10738.9	59063.95
154	21-2 (ii)	Lift from 5ft (1.5m) to 15 ft (4.5 m):- ii) Ordinary soil	1000 Cft.	4.35	13017.6	56626.56
155	9	Cement plaster 1:4 upto 20' (6.00 m) height:- b) ½" (13 mm) thick	100 Sft	15.5	4923.45	76313.475

Sr. No	Ref. No.	Description	Unit	Qty	Rate	Amount
156	10	Fabrication of heavy steel work, with angle, tees, flat ironround iron and sheet iron for making trusses, girders, tanks, etc., including cutting, drilling, revitting, handling, assembling and fixing, but excluding erection in position.	100 Kg	25	35334.3	883357.5



Sr. No	Ref. No.	Description	Unit	Qty	Rate	Amount
157	Non Schedule	Supply and installation of centrifugal pump set with A.C electric motor, 400 v, 3-phase, 50 cycles, motor and pump , motor control unit directly coupled and mounted on common bed plate/ channel base, duly aligned, head 35 M, capacity above 300 up to 550 gpm, 1450 rpm, with anchoring bolts/nuts, complete in all respects as per drawings technical provisions and instructions of the Engineer Incharge.	Each	2	650000	1300000

Sr. No	Ref. No.	Description	Unit	Qty	Rate	Amount
158	Non Schedule	Supply & installing of pumping set submersible with AC electric motor driven, 400 volts 3 phase, 50 cycles, complete with pump, motor, cable, column pipes, motor control unit, pump capacity 0.5 to 0.75 cusec up to 100 M head with 30 hp motor, 2900 rpm complete in all respects as per drawings, technical provisions and instructions of the Engineer Incharge.	Each	1	3686200	3686200



Sr. No	Ref. No.	Description	Unit	Qty	Rate	Amount
159	21-1(b) (ii)	Excavation in foundation of building, bridges and other structures,including dagbelling, dressing, refilling around structure with excavated earth, watering and ramming lead upto one chain (30 m) and lift upto 5 ft.(1.5m) b) By Excavator ii) in ordinary soil.	1000 Cft.	2.5	10738.9	26847.25
160	5 (f) + (1 of Ch-1)	Cement concrete plain including placing, compacting, finishing and curing complete (including screening and washing of stone aggregate): including lead up to 30 km (35568.70 + 2377.8) (i) Ratio 1:4: 8	100 Cft	10.5	37946.5	398438.25

Sr. No	Ref. No.	Description	Unit	Qty	Rate	Amount
161	9	Placing, compacting, finishing and curing of concrete using Ordinary Portland Cement / Sulphate resisting cement / Slag cement as may be required; including screening, washing of aggregates and mixing of constituents using batching plant, Transportation by transit mixer, pouring with pump in the required proportions to achieve a nominal cylindrical strength in the field as per ACI 214, with the specified consistency. i/c the cost of shuttering, compaction with Viberator, excluding the cost of Admixture, as approved and directed by the Engineer Incharge including lead up to 30 km				

Sr. No	Ref. No.	Description	Unit	Qty	Rate	Amount
162	c) + (1 of CH-1)	Substructure (Foundations, Raft, Strip and Footing Beams) (vi) 3000 PSI	Per Cft	530	584.63	309853.9
163	a) + (1 of CH-1)	in roof slab, beams, lintels, girders and other structural members (vi) 3000 PSI	Per Cft	450	729.28	328176
164	a) + (1 of CH-1)	Superstructure (Columns and others requiring formwork) (iv) 4000 PSI	Per Cft	375	826.93	310098.75
165	12 (c)	Fabrication of mild steel reinforcement for cement concrete, including cutting, bending, laying in position, making joints and fastenings, including cost of binding wire and labour charges for binding of steel reinforcement (also includes removal of rust from bars):- (c) Deformed bars (Grade-60)	100 kg	10	28479.6	284796


Sr. No	Ref. No.	Description	Unit	Qty	Rate	Amount
166	40	<p>Providing and fixing collapsible gate made of 2"x2"x¼" (50x50x6 mm) tee iron at top and bottom, channel iron verticals ¾"x¼"x¼"x1/8" (20x6x6x3 mm) at 3" (75 mm) to 5" (125 mm) centre to centre (approximate) and flat iron crosses 3"x3/16" (75x5 mm), and best quality rollers at bottom of 3" (75 mm) diameter including holdfasts, handles 12" (300 mm) ong of ¾"x¼"x¼"x1/8" (20x6x6x3 mm) channel iron, locking arrangement inside and outside, painting 3 coats of black Japan enameled, complete in working order.</p>	Per Sft	240	1996	479040

Sr. No	Ref. No.	Description	Unit	Qty	Rate	Amount
167	4 (i)	Pacca brick work in foundation and plinth in:- i) Cement, sand mortar:- Ratio 1:4	100 Cft	4.5	41153.25	185189.625
168	5 (i)	Pacca brick work ground floor:- i) Cement, sand mortar:- Ratio 1:4	100 Cft	2.5	42181.95	105454.875
169	9	Cement plaster 1:4 upto 20' (6.00 m) height:- b) ½" (13 mm) thick	100 Sft	45	4923.45	221555.25
170	33	Providing and applying weather shield paint of approved quality on external surface of building including preparation of surface, application of primer complete in all respect: a) New surface:				
171	(i)	i) 1st coat	100 Sft	50	5011.15	250557.5
172	(ii)	2-Coats & Subsequent Coat	100 Sft	50	2778.55	138927.5

Sr. No	Ref. No.	Description	Unit	Qty	Rate	Amount
173	18	Dressing and levelling of earhtwork to designed section, etc. complete:- b) Ordinary or hard soil.	1000 Cft	25	1018.6	25465
174	47	Jungle clearance and removing within 100 ft. (30 m). b) Heavy	1000 Sft	55	812.05	44662.75
175	5 (f) + (1 of Ch-1)	Cement concrete plain including placing, compacting, finishing and curing complete (including screening and washing of stone aggregate): including lead up to 30 km (47976.70 + 2208) (f) Ratio 1:2: 4	100 Cft	15.5	50184.7	777862.85
176	(i) + (1 of CH-1)	(i) Ratio 1: 4: 8 (35568.70 + 2377.8)	100 Cft	30.75	37946.5	1166854.875

Sr. No	Ref. No.	Description	Unit	Qty	Rate	Amount
177	53	Providing & fixing precast Edge Kerb Stone (4" to 6"thick) and 14" high of Compressive Strength of 3500 PSI laid in cement sand mortar (1:3) over pre-laid brick masonry for drain cum footpath etc complete in all respect. b) (ii) With painting	Per Rft	1250	671.4	839250
178	43	Providing and laying Tuff pavers, having 7000 PSI, crushing strength of approved manufacturer, over 2" to 3" sand cushion i/c grouting with sand in joints i/c finishing to require slope . complete in all respect. (50% Grey / 50% Coloured) b) 60-mm thick	Sft	3500	216.1	756350

Sr. No	Ref. No.	Description	Unit	Qty	Rate	Amount
179	3 (a)	Providing and laying sub-base course of stone product of approved quality and grade, including placing, mixing, spreading and compaction of sub-base material to required depth, camber, grade to achieve 100% maximum modified AASHO dry density, including carriage of all material to site of work. ii) Crushed stone aggregate.	100 Cft	85	10389.75	883128.75



Sr. No	Ref. No.	Description	Unit	Qty	Rate	Amount
180	4(a)	Providing and laying base course of crushed stone aggregate of approved quality and grade, and supply and spreading of stone screening, including placing, mixing, spreading and compaction of base course material to required depth, camber and grade to achieve 100% maximum modified AASHO dry density, including carriage of all materials to site of work.	100 Cft	85	13859.1	1178023.5
181	6	Providing and laying bituminous priming coat, using 10 lbs. kerosene oil and 10 lbs. binder per 100 Sft. or 0.5 Kg kerosene and 0.5 Kg binder per square metre.	100Sft.	150	2201.55	330232.5

EPADS


Sr. No	Ref. No.	Description	Unit	Qty	Rate	Amount
182	10	a) Providing and laying plant premixed bituminous carpet, including compaction and finishing to required camber, grade and density.(for 4" thickness) iv) 4.5% Bitumen Rate for 3" (3 x 7,159.70) =22557.15)	per inch thickness/100Sft	150	21579.1	3236865
183	43 (2)	Earthwork excavation in open cutting for sewers and manholes as shown in drawings including shuttering and timbering, dressing to correct section and dimensions according to templates and levels, and removing surface water, in all types of soil except shingle, gravel and rock:- a) (iii) 0 ft. to 7.0 ft. (0 to 2.10 m) depth	1000 Cft	12.5	12907.8	161347.5

EPADS

Sr. No	Ref. No.	Description	Unit	Qty	Rate	Amount
184	5 (f) + (1 of Ch-1)	Cement concrete plain including placing, compacting, finishing and curing complete (including screening and washing of stone aggregate): including lead up to 30 km (47976.70 + 2208) (f) Ratio 1:2:4	100 Cft	10	50184.7	501847
185	(i) + (1 of CH-1)	(i) Ratio 1: 4: 8 (35568.70 + 2377.8)	100 Cft	8	37946.5	303572
186	5 (i)	Pacca brick work ground floor:- i) Cement, sand mortar:- Ratio 1:4	100 Cft	8.5	42181.95	358546.575
187	9	Cement plaster 1:4 upto 20' (6.00 m) height:- c) ¾" (20 mm) thick	100Sft	150	6585.35	987802.5

Sr. No	Ref. No.	Description	Unit	Qty	Rate	Amount
188	3 (c)	Providing and Laying R.C.C. pipe sewers, moulded with cement concrete 4000 psi conforming to ASTM Specification C-76-20, specific class. Wall B, including carriage of pipe from factory to site of work, lowering in trenches to correct alignment and grade, jointing with rubber ring, cutting pipes where necessary, testing, etc. , complete. i) 310 mm (12") i/d	Rft	275	1023.85	281558.75
189	5	Constructing gully grating chamber, 12"x12", (300x300 mm) complete in all respects. b) concrete Gully trap	Each	25	7079.95	176998.75

Sr. No	Ref. No.	Description	Unit	Qty	Rate	Amount
190	14	Providing and fixing 6" thick R.C.C. manhole cover with tee shaped C.I. frame of 22" l/d (frame weighing 37.324 Kg. or one maund as per Standard Drawing STD/PD No. 6, of 1977, complete in all respect.	Per Set	21	24427.75	512982.75



Sr. No	Ref. No.	Description	Unit	Qty	Rate	Amount
191	Non Schedule	<p>Providing & Installation of water pressure boosting pumping system consisting of 2 nos of vertical multistage centrifugal pumps make (Grundfos/KSB/TACO) with requisite Grundfos/Siemens motor 3x400v, 2 pole, IP55, F class alarm with sluice valves, non return valves, suction and discharge headers with 2 nos. pressure tanks (300 liter each) bladder type imported, pressure gauge and pressure switches with motor control unit for system consisting of metallic box, magnetic control, ON/OFF switch, control fuse, CT control wire, electronic over current relay, auto manual selector switch, indication lamps etc. The pumps shall be capable of total discharge 90 IGPM, against 80 feet head, pumps shafts, mechanical seal, material of construction of pump, impeller, intermediate</p>	Each	1	1550000	1550000

Sr. No	Ref. No.	Description	Unit	Qty	Rate	Amount
192	Non Schedule	<p>Supply, Installation, testing and commissioning of NFPA 20 compliant HMA Fire Fighting Pumping System switches fire installation on underground tank comprising of 1 no. main service Electrical driven vertical fire turbine pump coupled with motor (Grundfos/Siemens) of 50 HP 3 x 400v, 2 pole, IP 55, F classs and 1 no. Electrical driven backup vertical fire turbine pump coupled with motor Grundfos/Siemens) of 50 HP 3 x400v 2 pole IP 55 F class meeting the NFPA 20 Performance criteria.</p> <p>Electrical driven vertical fire turbine pump (The both side fire pumps (Grundfor /KSB/Taco) having capacity 500 USGPM each at 7bar pressure meeting the NFPA 20 Performance criterial and shall not less than 150% of the rated capacity at a pressure of not less than 65% of the rated head at</p>	Each	1	5250000	5250000

Sr. No	Ref. No.	Description	Unit	Qty	Rate	Amount
193	Non Schedule	Supply, Installation, testing and commissioning of NFPA 20 compliant Fire Fighting Pumping System on underground tank comprising of 1 no. main service Electrical driven Vertical fire turbine pump coupled with motor and 1 no. Diesel Engine driven backup vertical fire turbine pump coupled with motor. Make: KSB / DAB / NAFFCO / Equivalent	Each	1	19364715	19364715
194		i) 01 Nos Duty Electrical driven Vertical turbine fire pump, 750 USgpm @ 10 bar pressure.				
195		ii) 01 Nos Standby Diesel Engine driven backup Vertical turbine fire pump, 750 USgpm @ 10 bar pressure.				

Sr. No	Ref. No.	Description	Unit	Qty	Rate	Amount
196		iii) Electrical driven multistage jockey pump 25 USgpm @ 12 bar pressure.				
197		iv) Control panel: controller consists of all accessories like auto & manual switches, emergency switches, loss of phase, run period timer, short circuit protection etc.				
198		v) Delivery & suction side accessories include: Gate valve, pressure gauge, pressure switch and delivery manifold, common header, non return valve (NRV), circulation relief valve & Strainer etc.				

Sr. No	Ref. No.	Description	Unit	Qty	Rate	Amount
199	Non Schedule	Providing, laying, jointing, Flushing & Hydrostatic testing MS (mild steel) ASTM seamless Schedule-40 pipelines with welded type fittings including tee, reducer, elbow, plug, socket, including protective coating consisting of two coats of bitumen and wrapping of bitumen dipped hessian cloth for pipes below ground and one coat of red oxide with two coats of enamel paint for pipe above ground, complete in all respect and as per specifications and drawings and as directed by the Engineer. Make: Baolai / Hebei Minhai / Equivalent.				
200	a)	Dia 150mm (6 inches)	Rft	492	2500	1230000
201	b)	Dia 100mm (4 inches)	Rft	820	2000	1640000

Sr. No	Ref. No.	Description	Unit	Qty	Rate	Amount
202	c)	Dia 75mm (3 inches)	Rft	394	3705	1459770
203	d)	Dia 65mm (2 1/2 inches)	Rft	463	2955	1368165
204	e)	Dia 50mm (2 inches)	Rft	443	1873	829739
205	f)	Dia 40mm (1 1/2 inches)	Rft	164	1477	242228
206	g)	Dia 32mm (1 1/4 inches)	Rft	175	1208	211400
207	h)	Dia 25mm (1 inches)	Rft	165	895	147675
208	Non Schedule	Providing & Installation & testing Automatic Air vent 3/4" i/d as per BSS including the cost of 3/4" ball valve to isolate the vent, complete in all respect as per specifications & drawings & as directed by the Engineer. TAP/Equivalent	Each	2	15000	30000

Sr. No	Ref. No.	Description	Unit	Qty	Rate	Amount
209	Non Schedule	Providing & Fixing & testing of external fire hydrant pillar type of specified size with delivery outlets with British instantaneous female coupling and blank caps, all connection to have individual ball valve manufactured by Haseen Habib or equivalent.				
210	a)	4" i/d barrel	Each	6	40000	240000
211	Non Schedule	Providing & Fixing External Fire Hose cabinet (Pak Made) made of steel sheet 24" x 24" x 9" size, solid front, red painted with 100 Rft 2.5" dia nylon rubber lined OSW hose 600 psi bursting pressure complete with male & female coupling & 2.5" dia nozzle with each hose manufactured by Haseen Habib or equivalent.	Each	6	45000	270000

Sr. No	Ref. No.	Description	Unit	Qty	Rate	Amount
212	Non Schedule	Providing & Fixing of Internal Fire Hose Reel swinging type with 100 feet x 1" i/d high pressure hose with nozzle 1" inlet, 1" i/d Pressure Reducing Valve, 2.5" i/d Oblique Landing Valve , 2.5" i/d Hose Pipe, Jet Nozzle , Fire extinguishers CO2 5Kg & DCP 6Kg, Cabinet size 30" W x 62" H x 12" D, powder coated, red finish, solid/glass front, complete in all respect. Manufactured By: Haseen Habib / Equivalent	Each	23	341688	7858824

Sr. No	Ref. No.	Description	Unit	Qty	Rate	Amount
213	Non Schedule	Providing and fixing multipurpose fire extinguishers Halotron - I model Halitron-2 complete with controlled discharged operating lever, pressure gauge, wall bracket & initial charged, manufactured by Haseen Habib or equivalent complete in all respect as per specification & drawings and as directed by the Engineer.	Each	24	15000	360000
214	Non Schedule	Providing & Installation of Gate Valves of the following sizes. Make : SCON / Mughal.				
215	a)	Dia 150mm (6 inches)	Each	3	89741	269223
216	b)	Dia 100mm (4 inches)	Each	18	61542	1107756
217	c)	Dia 75mm (3 inches)	Each	2	44807	89614
218	d)	Dia 65 mm (2 1/2 inches)	Each	24	38059	913416
219	e)	Dia 50 mm (2 inches)	Each	20	30709	614180

Sr. No	Ref. No.	Description	Unit	Qty	Rate	Amount
220	Non Schedule	Providing & Installation of Non Return Valves of the following sizes. Make : SCON / Mughal.				
221	a)	Dia 100mm (4 inches)	Each	4	78471	313884
222	b)	Dia 50mm (2 inches)	Each	2	51220	102440
223	Non Schedule	Supply & installation of Automatic Water Sprinkler, Brass Finish, 12.5 mm (½") NPT (M) Coverage 13.4 M ² (144 Sq ft) Temp 68-C, K-factor 5.6, quick response Pendent type with base plate. (Shield/Equivalent)	Each	375	3475	1303125
224	Non Schedule	Supply of Automatic Wall type Water Sprinkler, Brass Finish, 12.5 mm (½") NPT (M) Temp 68-C, K-factor 5.6, quick response Pendent wall type. (Shield/Equivalent)	Each	18	3654	65772

EPADS

Sr. No	Ref. No.	Description	Unit	Qty	Rate	Amount
225	Non Schedule	Providing & Installation of Flow switches. (Potter/Equivalent)	Each	3	68310	204930
226	Non Schedule	Supply of alarm check valve, vertical series complete with trim assembly, retarding chamber, pressure gauges and water motor bell, complete in all respects. Size: 150 mm	Each	2	661586	1323172
227	Non Schedule	Providing, fixing, testing and commissioning of PRV assembly consisting of 2 No. butterfly valve with temper switch, 1 No PRV, 1 No Flow switch, 2 No. pressure gauges complete in all respect.	Each	2	578220	1156440
228	Non Schedule	Providing and Fixing of Auto Fire Extinguisher 6 Kg for Electrical panel rooms on multiple floors.	Each	18	109620	1973160

Sr. No	Ref. No.	Description	Unit	Qty	Rate	Amount
229	Non Schedule	Providing and Installation of sprinkler Supervisory Panel (12- Zones), including temper switches, electrical wiring etc. (Global Fire/ Menvier OR Equivalent)	Each	2	1813375	3626750
230	Non Schedule	Providing and Installation of Reserved sprinkler Cabinet along with 50-Nos Sprinklers and wrench etc.	Each	2	188715	377430
231	Non Schedule	Providing & Fixing of Sprinkler test & drain line Valve	Each	2	31050	62100
232	Non Schedule	Providing & fixing of Fire brigade/Breeching inlet saimese connection (Twin). Flanged and with built in check valve. (Haseen Habib/Equivalent)	Each	2	89973	179946
233	Non Schedule	MCC for fire fighting system (Main Power Cable to MCC is not included).	Each	2	583602	1167204

Sr. No	Ref. No.	Description	Unit	Qty	Rate	Amount
234	Non Schedule	Standard Fire Protection Accessories 01 Ms Cabinet 03 Fire Suit. 06 Leather Gloves. 03 Hard Helmets. 03 Fire Blanket 03 Fire Service Mask. 03 Fireman Axe.	Each	1	572680	572680
235		ELECTRICAL INSTALLATION				
236	3 (a)	Supply and erection of PVC pipe for wiri ngincluding inspection boxes, pull boxes, hooks, and repairing surace, etc., complete with all specials.				
237		ii) 80 mm i/d	Per Rft	1250	299.65	374562.5
238		iii) 100 mm i/d	Per Rft	650	377.65	245472.5

Sr. No	Ref. No.	Description	Unit	Qty	Rate	Amount
239	10	Supply and erection of single core PVC insulated, PVC sheathed copper conductor, 660/1000 volts grade cable, in to prelaid G.I. pipe/M.S. conduits/PVC pipe/G.I. wire/trenches, etc (rate for cable only):-				
240	ix	95 mm sq (37/0.072")	Per Rft	500	1260.95	630475
241	viii	70 mm sq (19/0.083")	Per Rft	375	917.85	344193.75
242	vii	50 mm sq (19/0.072")	Per Rft	350	700.9	245315
243	vi	35 mm sq (19/0.064")	Per Rft	1500	497.3	745950
244	v	25 mm sq (19/0.052")	Per Rft	2000	358.5	717000
245	iv	16 mm sq (7/0.064")	Per Rft	3500	234.3	820050
246	iii	10.00 mm sq (7/0.052")	Per Rft	1000	155.7	155700

Sr. No	Ref. No.	Description	Unit	Qty	Rate	Amount
247	11	Supply and erection of copper conductor cables for service connection, in prelaid pipe/G.I. wire/trenches, etc. (rate for cable only):- c) PVC insulated, PVC sheathed 4 core, 660/1000 volt non armoured cable:-				
248	xvii)	300 mm sq (61/0.099")	Per Rft	300	16386.55	4915965
249	xvi)	240 mm sq (37/0.114")	Per Rft	220	12679.45	2789479
250	(xiii)	120 mm ² (37/0.083")	Per Rft	1200	6335.75	7602900
251	(vi)	50 mm ² (19/0.072")	Per Rft	600	2562.85	1537710
252	(vii)	16 mm ² (7/0.064")	Per Rft	1500	926.05	1389075
253	(viii)	25 mm (19/0.052")	Per Rft	1500	1426.2	2139300
254	(vi)	10 mm (7/0.052")	Per Rft	1000	605.85	605850

Sr. No	Ref. No.	Description	Unit	Qty	Rate	Amount
255	86	Supplying ,Installation and commissioning of MCCB (Moulded Case Circuit Breaker) of specified rating made of LEGRAND FRANCE/ GE U.S.A / SCHNEIDER GERMANY / TERASAKI JAPAN/SIEMEN/ABB SWITZERLAND (with fixed Thermal-Magnetic Trip) in prelaid DBs and Panels i/c the cost of screws, necessary wire complete in all respect as approved and directed by the Engineer Incharge. b) Four Pole				
256	(i)	15-100 Amp(18KA)	Each	12	23154.9	277858.8
257	(iv)	125-250 Amp(25 KA)	Each	25	39467.4	986685

Sr. No	Ref. No.	Description	Unit	Qty	Rate	Amount
258	99	Providing and fixing cable tray with straight flange fabricated with perforated G.I. Sheet of specified guage, size and depth duly supported on painted brackets of MS angle iron of 1-1/2"x1-1/2"x3/16" and MS patti of 1-1/2"x3/16" size @ 3 ft C/C, hangers i/c the cost of hardwares as approved and directed by the Engineer Incharge. (a) 14 SWG				
259	(i)	12"x4"	Per Rft	425	1303.25	553881.25
260	(iii)	16"x4"	Per Rft	450	1467	660150
261	(v)	24"x4"	Per Rft	500	1953.4	976700

Sr. No	Ref. No.	Description	Unit	Qty	Rate	Amount
262	102	Providing and fixing Pakistan Energy Label NEECA approved Copper winded Exhaust Fan i/c the cost of necessary cable and hardware for connection from ceiling rose complete as approved and directed by Engineer Incharge. (a) Plastic body				
263	(ii)	12 " dia	Each	50	5685.5	284275
264	(ii)	(b) Steel body	Each	10	6641.75	66417.5
265		18" sweep				

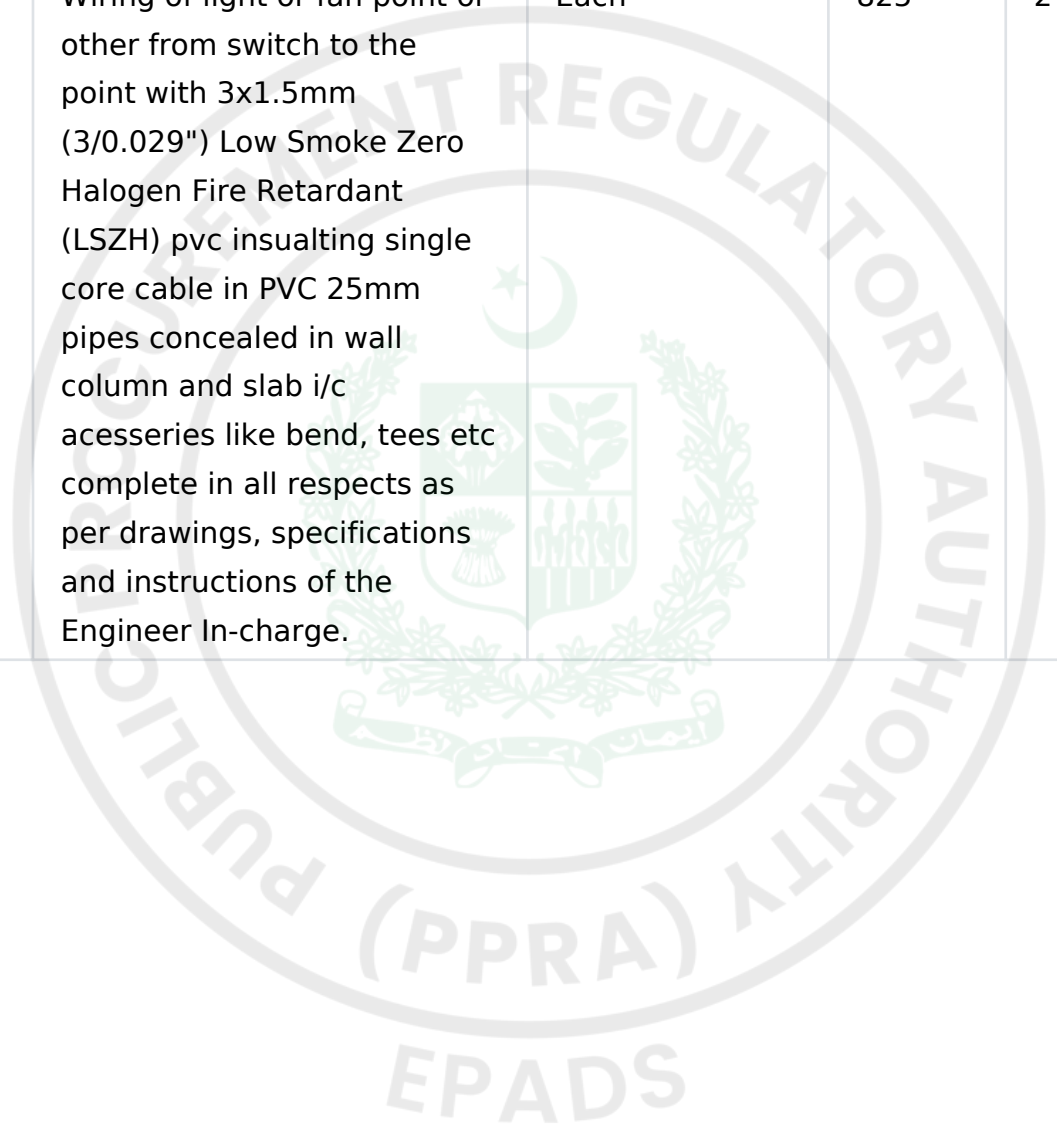
Sr. No	Ref. No.	Description	Unit	Qty	Rate	Amount
266	105	P/F PVC doublelayer Switch kit Faceplate with specified switch holes i/c thevcost of switches / sockets / dimmer made of Hi-Life / Bush / Schenider or approved equvilent manufacturer, screws complete as approved and directed by the Engineer Incharge (a) One way Gange Switch				
267	SMALL (i)	01 Gange	Each	50	463.2	23160
268	(ii)	02 Gange	Each	200	704.4	140880
269	(iv)	Three pin Light Plug 10/13 Amp	Each	250	754.45	188612.5
270	(viii)	Three Pin Power Plug 15-32 Amp	Each	150	924.55	138682.5
271	LARGE (b) (i)	04 Gange	Each	350	981.25	343437.5
272	(iii)	06 Gange	Each	195	1405.85	274140.75
273	(i)	(c) Two way Gange Switch				

Sr. No	Ref. No.	Description	Unit	Qty	Rate	Amount
274		01 Gange	Each	56	499.9	27994.4
275	104	Providing and fixing Pakistan Energy Label NEECA approved Copper winded Ceiling Fan i/c the cost of necessary cable and hardware for connection as approved and directed by Engineer Incharge. iii) 56" dia	Each	332	10180.2	3379826.4
276	103	Providing and fixing Pakistan Energy Label NEECA approved Copper winded wall bracket Fan i/c the cost of necessary cable and hardware for connection as approved and directed by Engineer Incharge. i)18" Sweep dia	Each	42	6861.15	288168.3
277	SECTION -1					
278		Points and Outlets wiring.				


Sr. No	Ref. No.	Description	Unit	Qty	Rate	Amount
279		Wiring with 450/750 V CU/PVC wires Low Smoke Zero Halogen Fire Retardant (LSZH) of approved make (including circuit wiring, solar/ups (where required) & insulated E.C.C)				
280	1	Circuit Wurring from DB to gang switch board with 3 x 7/0.74 mm (7/0.29") 2.5mm Low Smoke Zero Halogen Fire Retardant (LSZH) (R+B+G+Y+W) including UPS/Solar Circuit & Earth cable of pvc insulated single core cables in appropriate 25mm pvc conduit complete in all respects as per drawings, specifications and instructions of the Engineer In-charge.	Each	198	5460	1081080

EPADS

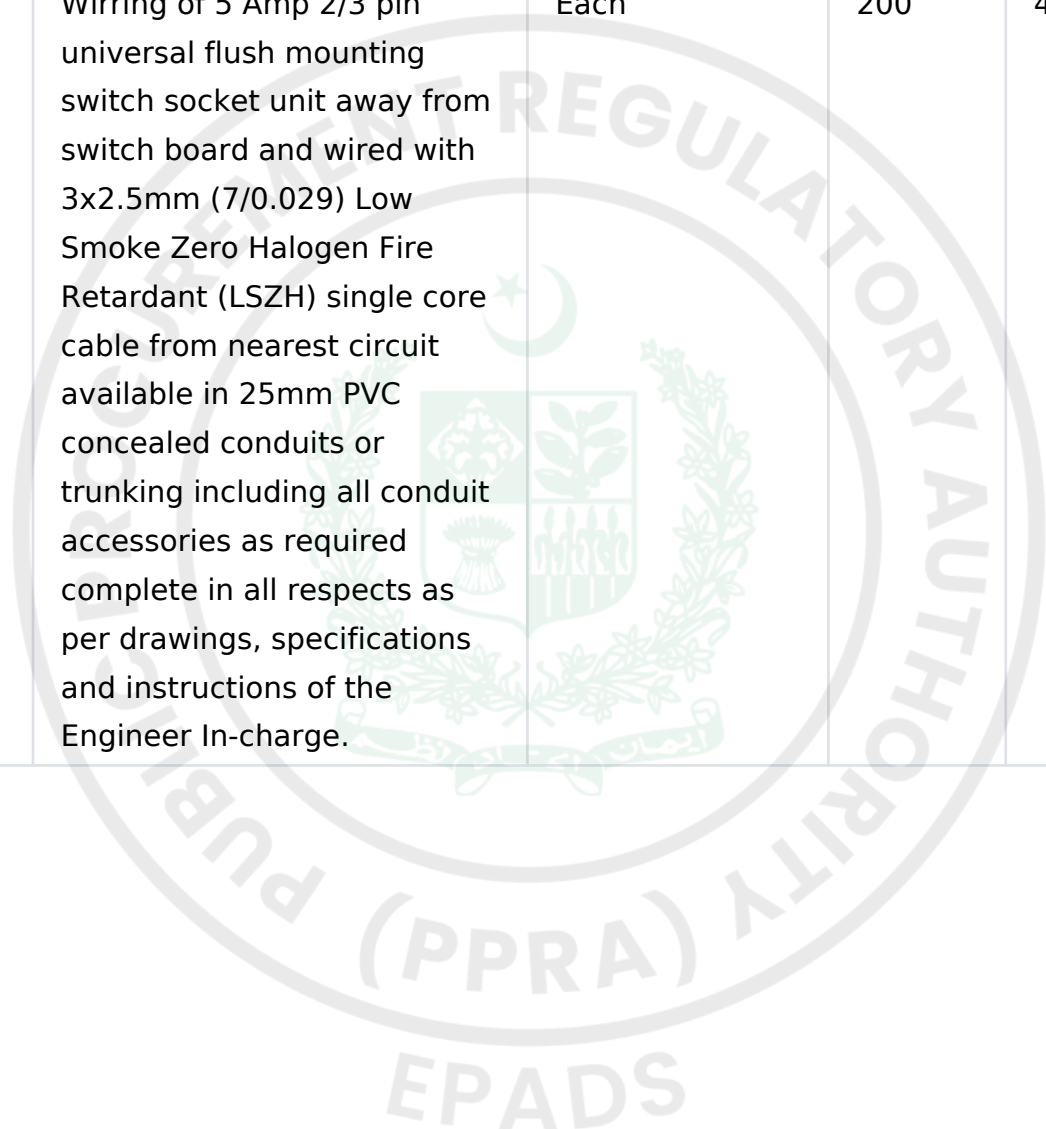
Sr. No	Ref. No.	Description	Unit	Qty	Rate	Amount
281	2	Wiring of light or fan point or other from switch to the point with 3x1.5mm (3/0.029") Low Smoke Zero Halogen Fire Retardant (LSZH) pvc insualting single core cable in PVC 25mm pipes concealed in wall column and slab i/c accesseries like bend, tees etc complete in all respects as per drawings, specifications and instructions of the Engineer In-charge.	Each	825	2730	2252250




Sr. No	Ref. No.	Description	Unit	Qty	Rate	Amount
282	3	Point wiring from light point to point with 3x1.5mm (3/0.029") Low Smoke Zero Halogen Fire Retardant (LSZH) pvc insulated single core cables in appropriate 25mm pvc conduit recessed in wall and column as required complete in all respect and as approved by engineer incharge	Each	528	1890	997920



Sr. No	Ref. No.	Description	Unit	Qty	Rate	Amount
283	4	Wiring of 5 Amp 2/3 pin universal flush mounting switch socket unit away from switch board and wired with 3x2.5mm (7/0.029) Low Smoke Zero Halogen Fire Retardant (LSZH) single core cable from nearest circuit available in 25mm PVC concealed conduits or trunking including all conduit accessories as required complete in all respects as per drawings, specifications and instructions of the Engineer In-charge.	Each	200	4410	882000



Sr. No	Ref. No.	Description	Unit	Qty	Rate	Amount
284	5	The same as above item but wiring from one socket to another socket with 3x2.5 mm ² (7/0.029") Low Smoke Zero Halogen Fire Retardant (LSZH) single core cable complete in all respect and as approved by engineer incharge	Each	225	4085	919125



Sr. No	Ref. No.	Description	Unit	Qty	Rate	Amount
285	6	Wiring of 15/20 A 3-pin flush mounting switch socket unit (Power Plug) wired with 2x 6 mm ² Low Smoke Zero Halogen Fire Retardant (LSZH) 1-core and 1-core 2.5 mm ² Low Smoke Zero Halogen Fire Retardant (LSZH) (Earth) wires starting from Distribution Board in 25mm PVC pipe complete in all respects as per drawings, specifications and instructions of the Engineer In-charge.	Each	388	7845	3043860

Sr. No	Ref. No.	Description	Unit	Qty	Rate	Amount
286	7	The same as above item but wiring from one socket to another socket with 3x4 mm ² (7/0.029") Low Smoke Zero Halogen Fire Retardant (LSZH) single core cable complete in all respect and as approved by engineer incharge	Each	356	4545	1618020
287	SECTION - 2					
288		LIGHT FIXTURES				
289		INCLUDING SUSPENSION/ FIXING MATERIAL				

Sr. No	Ref. No.	Description	Unit	Qty	Rate	Amount
290		Supply and Installation of LED light fittings of approved make. All the light fixture have the efficacy of 100 lumens/Watt & have 2 years of standard replacment warranty. The power factor of the light fitting should >0.9 & have 15% THD. The color shifting of the LED Source should not be greater than 5 SDCM for indoor light. The driver should be Meanwell or approved equivalent complete in all respects as per drawings, specifications and instructions of the Engineer In-charge..				
291	1	Surface mounted Ceiling10-12 Watt LED down lighter.	Each	280	2050	574000
292	2	Surface mounted Ceiling15-18 Watt LED down lighter.	Each	108	2850	307800

Sr. No	Ref. No.	Description	Unit	Qty	Rate	Amount
293	3	surface mounted tornado type LED light fitting (4 feet long) with 36/40 watt) LED Double Rod.	Each	724	3750	2715000
294	4	LED light fitting (4 feet long) with 18-20 watt) LED.	Each	60	2750	165000
295	5	Decorative weatherproof Bulk Head light IP65 with 12Watt LED lamp.	Each	45	2880	129600
296	SECTION - 3					
297	1	Main /Sub Main Distribution Boards				
298		INCOMING (Normal) Ground Floor, Basement	Each	3	350000	1050000
299		1-150 ATP MCCB (ICS 15 KA)				
300		1-Digital voltmeter+volt selector switch				
301		1-Digital ammeter+ammeter selector switch				
302		3-C.T.'s ratio 150/5A				

Sr. No	Ref. No.	Description	Unit	Qty	Rate	Amount
303		3-Phase indications lights+control fuses/MCB's (2A).				
304		OUTGOING				
305		2-63 ATP MCCB (ICS 15 KA)				
306		2-40 ATP MCCB (ICS 15 KA)				
307	2	Sub Main Distribution Boards (First Floor to Sixth Floor)	Each	12	225000	2700000
308		INCOMING				
309		1-250 ATP MCCB (ICS 15 KA)				
310		1-Digital voltmeter+volt selector switch				
311		1-Digital ammeter+ammeter selector switch				
312		3-C.T.'s ratio 200/5A				
313		3-Phase indications lights+control fuses/MCB's (2A).				
314		OUTGOING				


Sr. No	Ref. No.	Description	Unit	Qty	Rate	Amount
315	i).	4-63 ATP MCCB (ICS 15 KA)				
316	ii).	1-40 ATP MCCB (ICS 15 KA)				
317	3	Distribution Board Normal	Each	12	175000	2100000
318		Incoming				
319		1x63 A TP MCCB (15 - KA)				
320		Outgoing				
321		33 Nos 10 Amp SP (MCB) (6-KA)				
322		18 Nos 16 Amp SP (MCB) (6-KA)				
323		1 Nos 25 Amp TP (MCB) (6-KA)				
324	4	Distribution Board (FF1-FF4 & 2F1-2F4)	Each	12	125000	1500000
325	i)	Incoming				
326		1x100 A TP MCCB (15 - KA)				
327		Outgoing				

Sr. No	Ref. No.	Description	Unit	Qty	Rate	Amount
328		33 Nos 10 Amp SP (MCB) (6-KA)				
329		18 Nos 16 Amp SP (MCB) (6-KA)				
330	5	Distribution Board (Miscellaneous)	Each	4	85000	340000
331	i).	Incoming				
332		1x80 A TP MCCB (15 - KA)				
333		Outgoing				
334	i).	13 Nos 6/10/15/20 Amp SP (MCB) (6-KA), 1Nos 63 ATP MCCB 15KA				
335	SECTION - 4					
336		Earthing and Lightning Protection				

Sr. No	Ref. No.	Description	Unit	Qty	Rate	Amount
337	1	Supply and installation of Earthing comprising copper plate 24" x 24" x 1/4" placed at 20 feet depth not less than 10 feet away from the building foundations, connecting to the distribution board/generator body by double run of Earthing Lead including excavation and back filling with coal, lime & salt mixture in 1:1:1 ratio around the plate, and fixing 1/2" dia G.I. water and feed pipe to full depth of excavation, including cost of brick masonry chamber of 12" x 12" clear size inside duly plastered inside, M.S. hinged cover of 16 SWG thick M.S. sheet and 1" x 1" x 1/8" angle iron frames, duly enamel painted, complete as per specification and as directed. The chamber is to be constructed on firm/original ground to avoid settlement complete in all respects as per drawings	Each	4	60000	240000

Sr. No	Ref. No.	Description	Unit	Qty	Rate	Amount
338	2 (a).	Supply, fixing of 1"x1/8" copper strip on walls, parapet of the building including Copper Saddles, nails and all other necessary fixing material complete in all respects as per drawings, specifications and instructions of the Engineer In-charge.	Rft	1550	685	1061750
339	(b).	Supply, installation and commissioning of test point 250 mm x 75 mm x 6 mm complete in all respects as per drawings, specifications and instructions of the Engineer In-charge.	Each	6	6800	40800

Sr. No	Ref. No.	Description	Unit	Qty	Rate	Amount
340	(c).	Supply, installation and commissioning of lightning protection air terminal, 20 mm dia and 450 mm long copper rod (Air Terminal) complete in all respects as per drawings, specifications and instructions of the Engineer In-charge.	Each	10	8500	85000



Sr. No	Ref. No.	Description	Unit	Qty	Rate	Amount
341	(d).	Supply, installation and commissioning of 20mm dia 3 meter long copper rod as earth electrode for lightning protection system including the cost of concrete pit and all necessary material complete with 300mm x 300 x 300mm inspection chamber with CI cover,complete in all respects as per drawings, specifications and instructions of the Engineer In-charge.	Each	6	10200	61200

Sr. No	Ref. No.	Description	Unit	Qty	Rate	Amount
342	11 (b)	Supply and erection of PVC insulated, PVC sheathed copper conductor cables for service connection, in prelaidd pipe/G.I. wire/trenches, etc. (rate for cable only):- b) Three core, 600/1000 volt cable:- vi) 7/1.63 mm (7/0.064")	Per Rft	1200	706.25	847500
343	11 (c)	c) PVC insulated, PVC sheathed 4 core, 660/1000 volt non armoured cable:-				
344	xvii)	300 mm sq (61/0.099")	Per Rft	300	16386.55	4915965
345	xvi)	240 mm sq (37/0.114")	Per Rft	220	12679.45	2789479
346	(x)	120 mm ² (37/0.083")	Per Rft	1200	6335.75	7602900

Sr. No	Ref. No.	Description	Unit	Qty	Rate	Amount
347	108	<p>Supply, insatllation, commissioning and testing of oil cooled type, Step down Power Transformer pole mounted of specified rating,11/0.415 kV, i/c the cost of lifting hooks, thermometers, LT & HT bushing 5-steps, tap changer, imported double float buchholz relay, 2 earthing terminals, roller wheels, connecting terminals for cables M.S box on transformer in order to cover complete L.T side, all necessary materials required for connections on H.T & L.T side, rated voltage 11000/415/240 V specified impedance as specified by WAPDA/IEC system earth: Delta / Star, neutral solidly earthed, i/c Wapda testing charges,complete in all changer, imported double float buchholz relay, 2 earthing terminals, roller wheels, connecting terminals</p>				

Sr. No	Ref. No.	Description	Unit	Qty	Rate	Amount
348	a)	(ix) 630 KVA	Each	1	4304717	4304717
349	b)	(ii) 1000 KVA	Each	1	5262217	5262217
350		Supply and installation of double arm MS lighting pole 10M high with 2 Nos. "PIERLITE" Roadspan 250W high pressure sodium lamp road lighting fixture complete with all accessories including lamp, ballast, capacitor, ignitor, junction box and wiring from junction box to fixture complete in all respect.	Each	20	160000	3200000
351		AS above but single arm 8M high pole with 1 No. "PHILIPS" Avenue SGX186 250W HPS lighting fixture.	Each	25	135000	3375000
352		Supply and installation of Gate Light with 70 W HPS Lamp.	Each	8	7500	60000

Sr. No	Ref. No.	Description	Unit	Qty	Rate	Amount
353		Power Distribution System (Sub-Station)				



Sr. No	Ref. No.	Description	Unit	Qty	Rate	Amount
354		<p>Supply, Installation & Commissioning of sheet metal clad totally enclosed free standing, front excess LT-SWITCH BOARD frames fabricated from 14-SWG sheet steel derusted phosphated & with electrostatic paint of approved color Size (2100(700+4x800)800)mm, and suitable for system voltage 400/230,50 Hz., 3 phase & Neutral bus bars (Rated as per incoming breaker) of 99.99% electrolytic copper conductor, rated to a minimum short circuit of 55 KA for 3 seconds. Earthing link, Internal wiring. The switch board shall be equipped with following air circuit breakers/moulded case circuit breakers rated at 50 °C of specified breaking capacity. Shop drawings shall be submitted by the contractor for approval</p>				

Sr. No	Ref. No.	Description	Unit	Qty	Rate	Amount
355		Main LT Panel Having 1 Incomig From Wapda Having Following Incoming & Out Goings	Each	1	16983220	16983220
356		incoming				
357		1 No. ACB 2000A TP 65KA (NW20H1)				
358		1 No. Motor Mechanism				
359		1 No. UVT				
360		1 No. Shunt Trip				
361		1 No. Closing Coil				
362		3 No. Volt Meter (0~500) (Digital)				
363		3 No. AMP Meter (2000/5A) (Digital)				
364		3 No. Control Fuse 2A with Base				
365		1 No. Energy Analyzer				
366		3 No. C.T 2000/5A				


Sr. No	Ref. No.	Description	Unit	Qty	Rate	Amount
367		4 No. HRC Fuse With Base				
368		1 No. Surge Protective Device FP 100KA				
369		1 No. Timer				
370		2 No. Auxiliary Contactor				
371		1 No. H-O-A S/Switch TP				
372		2 No. Push Button (On/Off)				
373		2 No. Indication Light (On/Off)				
374		3 No. Indication Light (R/Y/B)				
375		3 No. Control MCB 6A SP 6KA (R/Y/B)				
376		5 No. Limit Switch				
377		10 No. Louver With Mash				
378		5 No. Exhaust Fan 6"/8"				
379		3 No. Thermostate Switch				
380		5 No. Control MCB 6A SP 6KA				

Sr. No	Ref. No.	Description	Unit	Qty	Rate	Amount
381		20 No. Control Terminal Block 2.5mm				
382		Outgoing Wapda				
383		20 No. MCCB 250A TP 25KA (EZC250N)				
384		12 No. MCCB 400A TP 36KA (EZC400N)				
385		8 No. MCCB 630A TP 50KA (NSX630N)				
386		1 No. Bus Bar & Insulator				
387		Supply and installation of Lv Panels/ PFI Plant (500 KVAR) fabricated from 14- SWG Size (2100(2x700)800)mm Comprising the following complete in all respect as per drawings, specifications and instruction of the engineer incharge.	Each	1	3485255	3485255
388		1 No. C.T 2000/5A				

Sr. No	Ref. No.	Description	Unit	Qty	Rate	Amount
389		8 No. Capacitor 50KVAR				
390		4 No. Capacitor 25KVAR				
391		8 No. Magnetic Contactor TP (LC1 - D95)				
392		4 No. Magnetic Contactor TP (LC1 - D65A)				
393		24 No. HRC Fuse 100A With Base				
394		12 No. HRC Fuse 63A With Base				
395		1 No. PFI Relay 12 Stage				
396		6 No. Control Relay				
397		1 No. H-O-A S/Switch				
398		25 No. Indication Light (On/Off)				
399		24 No. Push Button (On/Off)				
400		3 No. Control MCB 6A SP 6KA				
401		2 No. Limit Switch				

Sr. No	Ref. No.	Description	Unit	Qty	Rate	Amount
402		4 No. Louver With Mash				
403		2 No. Exhaust Fan 6"/8"				
404		1 No. Thermostate Switch				
405		2 No. Control MCB 6A SP 6KA				
406		8 No. Control Terminal Block 2.5mm				
407		1 No. Bus Bar & Insulator				
408		Supply and installation of M.v Panel (2 No. Incoming and 4 No. outgoing), Make of Siemens or approved equlaint Comprising the following complete in all respect and instrucation of the engineer incharge.	Each	1	54035288	54035288


Sr. No	Ref. No.	Description	Unit	Qty	Rate	Amount
409		HT Panel (Protection Panel) Supply and installation of HT (Protection Panel) 11 KVA 4 way Switch/Panel Indoor type,one Incoming and 3,Out goings.	Each	2	3500000	7000000



Sr. No	Ref. No.	Description	Unit	Qty	Rate	Amount
410		Supply & Installation of Cat-6A U/UTP Cable, Solid Copper, • Conductor Diameter: AWG 23 (0.57±0.005 mm) • Insulation Diameter: PE Ø 1.03±0.03 mm mm • Number of Pairs: 4 pairs • Conductor Type: Solid Bare Copper • Sheath material: LSZH Standards: Cables Cabling System Standard Fire Rating IEC 61156-5 ed. 2 • ISO/IEC11801 ed.2 • PVC: IEC 60332-1 LSZH: IEC 60332-1• ANSI/TIA 568-C.2 (i-Connect/UK, Panduit USA or Equivalent)	Rft	2850	115	327750

Sr. No	Ref. No.	Description	Unit	Qty	Rate	Amount
411		Supply & Installation of Single/Dual Port Face Plate without Shuttered, UK Style 86x86mm with Top Label Holder, Color Signal White with 1-PVC Back Box Mandatory Features: <ul style="list-style-type: none"> • Single Port Wihout Shuttered Face Plate with Label holder with white label strip and transparent hinged cover• Keystone Fixing • UK standard single gang faceplate with 86 x 86 mm dimensions • Color Signal White• Compatible with all keystone jacks (Shielded/unshielded, Cat. 5E/6/6A, with/without shutters) • Two mounting screws included • Back Box, PVC/Steel 16SWG (i-Connect/UK, Panduit USA or Equivalent) 	Nos	180	725	130500

Sr. No	Ref. No.	Description	Unit	Qty	Rate	Amount
412		Supply & Installation of U/UTP Cat-6A Toolles Shuttered I/O, Mandatory Features: • Toolless Assembly • u/UTP I/O Shielded, 10G Supported • Shuttered I/O • Keystone Fixing Standards: SO/IEC 11801 Ed.2.2• DIN EN 50173-1• TIA EIA-568-C.2• IEC 60603-7-51 ((i-Connect/UK, Panduit USA or Equivalent)	Nos	90	1535	138150



Sr. No	Ref. No.	Description	Unit	Qty	Rate	Amount
413		Supply & Installation of 24 Port Patch Panel with U/UTP Cat-6A Toolless Shuttered I/Os, Fully Loaded, Mandatory Features: • 24 Port Patch Panel with Top Label Holder • Patch Panel Color Black • Toolless Assembly • U/UTP I/O, Shielded, 10G Supported • Shuttered I/O • Keystone Fixing Standards: SO/IEC 11801 Ed.2.2 • DIN EN 50173-1 • TIA EIA-568-C.2 • IEC 60603-7-51 (i-Connect/UK, Panduit USA or Equivalent)	Nos	10	38500	385000

Sr. No	Ref. No.	Description	Unit	Qty	Rate	Amount
414		Supply & Installation of Cable Manager Mandatory Features: • Horizontal and Vertical Hoops • Cage Nut Set included • Standard EIA 19" rack and cabinet mount • Plastic, 1U • Available in black colour (i-Connect/UK, Panduit USA or Equivalent)	Nos	12	4390	52680
415		Supply & Installation of U/UTP Cat-6A RJ45 to RJ45 Patch Cord, PVC, 1-Meter 10G Supported (i-Connect/UK, Panduit USA or Equivalent)	Nos	28	1245	34860
416		Supply & Installation of U/UTP Cat-6A RJ45 to RJ45 Patch Cord, PVC, 3-Meter, 10G Supported (i-Connect/UK, Panduit USA or Equivalent)	Nos	28	1680	47040

EPADS


Sr. No	Ref. No.	Description	Unit	Qty	Rate	Amount
417		Supply & Installation of Optical Fiber Patch Cord, Single Mode, SC/LC and SC/SC Duplex, 3/5-Meter (i-Connect/UK, Panduit USA or Equivalent)	Nos	5	3650	18250
418		Supply & Installation 25 Pair Cable 0.5mm (i-Connect/UK, Panduit USA or Equivalent)	Rft	235	335	78725
419		Supply and Installation of PVC Pipe 1 Inch With Socket and Bend (Adamjee or equivalent)	Rft	6635	30	199050

Sr. No	Ref. No.	Description	Unit	Qty	Rate	Amount
420		Supply & Installation PoE 24-Port Switch 24x 10/100/1000 Ethernet PoE+ ports and 370W PoE budget, 4x 10G SFP+ uplinks Switching capacity: 125 Gbps , Forwarding performance: 92 Mpps Memory 500 MB and Flash 500 MB The equipment must support up to 30K MAC address tables , 4K ARP entries and 4K IPv4 Routes. Support for Telnet, SSHv2, IPv4 and IPv6, RIP, OSPFv2, v3, DHCP Server, STP, RSTP, MSTP or equivalent Brand should be minimum in Visionaries position in Wired and Wireless LAN Infrastructure Gartner report (Huawei/Cisco or Equeivalent)	Nos	1	438500	438500

Sr. No	Ref. No.	Description	Unit	Qty	Rate	Amount
421		Supply & Installation PoE 48-Port Switch 48x 10/100/1000 Ethernet PoE+ ports and 740W PoE budget, 4x 10G SFP+ uplinks Switching capacity: 120 Gbps , Forwarding performance: 170Mpps Memory 2GB and Flash 1GB The equipment must support up to 60K MAC address tables , 16K ARP entries and 16K IPv4 Routes Support for Telnet, SSHv2, IPv4 and IPv6, RIP, OSPFv2, v3, DHCP Server, STP, RSTP, MSTP or equivalent Brand should be minimum in Visionaries position in Wired and Wireless LAN Infrastructure Gartner report (Huawei/Cisco or Equeivalent)	Nos	1	410000	410000

Sr. No	Ref. No.	Description	Unit	Qty	Rate	Amount
422		Supply & Installation Optical Transceiver,SFP+,10G,Single-mode Module(1310nm,10km,LC) (Huawei/Cisco or Eequivalent)	Nos	1	105000	105000
423		Supply & Installation IP Office SMB Model Consisting of IP office IP500 VERSION 2A control unit with SD card, power cord and rackmount kit inclusive of 3 years avaya support (Avaya-Alcatel Equivalent)	Nos	1	1550000	1550000
424		Supply & Installation IP OFFICE MEDIA CARD VOICE (VCM) CODING MODULE 64 V2 (Avaya-Alcatel Equivalent)	Nos	1	98000	98000
425		Supply & Installation IP OFFICE R11 ESSENTIAL EDITION LIC:DS (Avaya-Alcatel Equivalent)	Nos	1	87500	87500

Sr. No	Ref. No.	Description	Unit	Qty	Rate	Amount
426		Supply & Installation IP OFFICE R10+ AVAYA IP ENDPOINT 1 LIC:CU (Avaya-Alcatel Equivalent)	Nos	70	6700	469000
427		Supply & Installation J159 IP Phone Executive (Avaya-Alcatel Equivalent)	Nos	6	55600	333600
428		Supply & Installation J139 IP Phone (Avaya-Alcatel Equivalent)	Nos	8	45000	360000




Sr. No	Ref. No.	Description	Unit	Qty	Rate	Amount
429		Supply & Installation Image Sensor: 4 MPX CMOS sensor 1/3" SmartSens; Min. Illumination: 0.005 lx (0 lx, IR on); Digital Slow Shutter (DSS): up to 1/3 s; Wide Dynamic Range (WDR): WDR double scan, 120dB; Digital Noise Reduction (DNR): 2D, 3D; Defog Function (F-DNR): Defog (F-DNR); HLC; Lens Type: fixed focal, f=2.8 mm/F1.6; Switching Type: mechanical IR cut filter; Frame Rate: 30 fps for 2592 x 1520, 60 fps for 1920 x 1080 (Full HD) and lower resolutions; Multistreaming Mode: 3 streams; Video/Audio Compression: H.264, H.264+, H.264 Smart, H.265, H.265+, H.265 Smart, MJPEG/G.711; Privacy Zones: 4; motion detection; Video Content Analysis (VCA): tamper, abandoned object, object disappearance, line cross zone entrance, zone exit, object counting, face	Nos	8	78000	624000

Sr. No	Ref. No.	Description	Unit	Qty	Rate	Amount
430		Supply & Installation Image Sensor: 4 MPX CMOS sensor 1/3" SmartSens; Min. Illumination: 0.005 lx (0 lx, IR on); Digital Slow Shutter (DSS): up to 1/3 s; Wide Dynamic Range (WDR): WDR double scan, 120dB; Digital Noise Reduction (DNR): 2D, 3D; Defog Function (F-DNR): Defog (F-DNR); HLC; Lens Type: fixed focal, f=2.8 mm/F1.6; Switching Type: mechanical IR cut filter; Frame Rate: 30 fps for 2592 x 1520, 60 fps for 1920 x 1080 (Full HD) and lower resolutions; Multistreaming Mode: 3 streams; Video/Audio Compression: H.264, H.264+, H.264 Smart, H.265, H.265+, H.265 Smart, MJPEG/G.711; Privacy Zones: 4; motion detection; Video Content Analysis (VCA): tamper, abandoned object, object disappearance, line cross zone entrance, zone exit, object counting, face	Nos	8	85000	680000

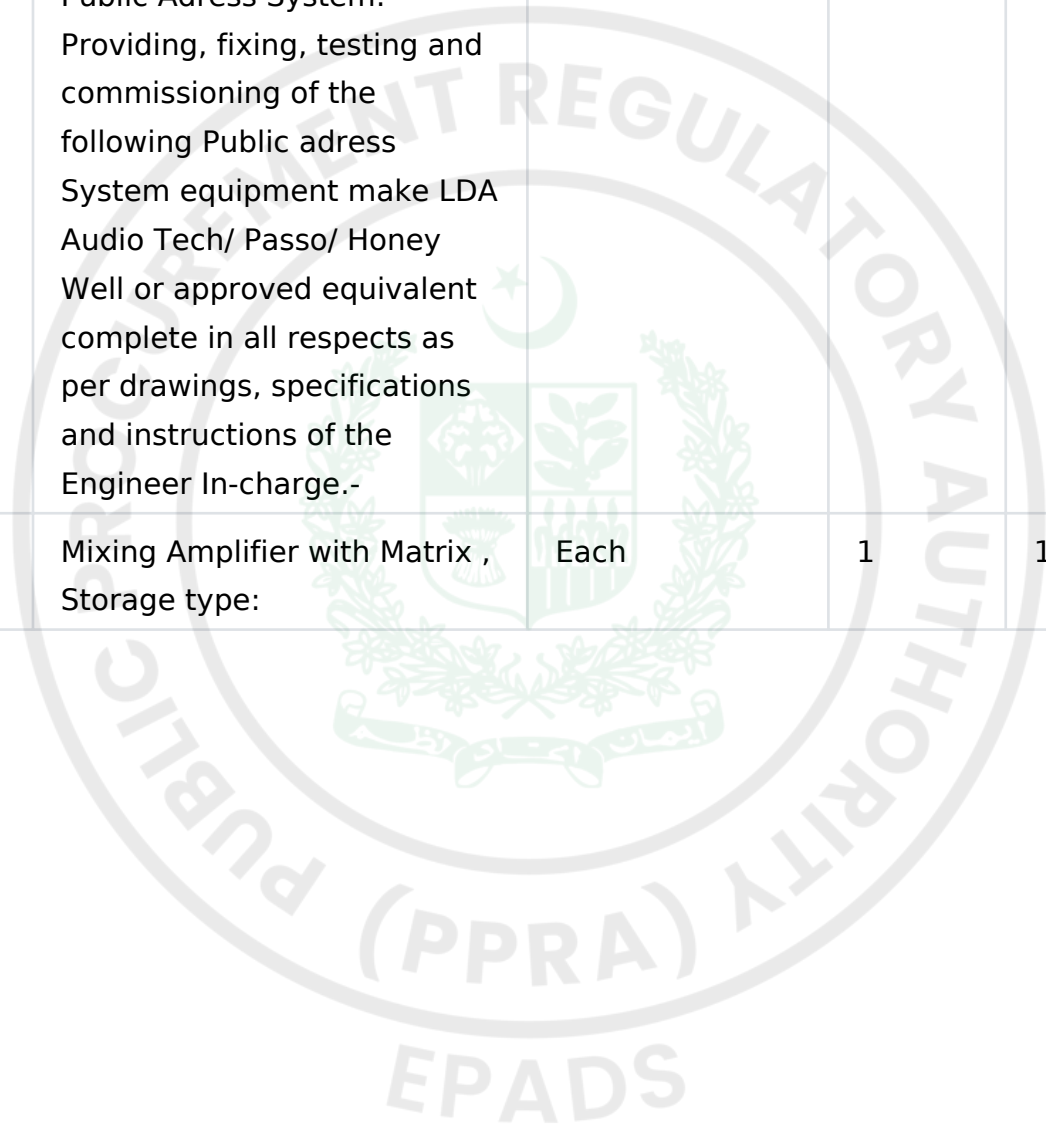
Sr. No	Ref. No.	Description	Unit	Qty	Rate	Amount
431		Supply & Installation Image Sensor: 4 MPX CMOS sensor 1/2.5" ON Semiconductor; Min. Illumination: from 0.002 lx (0 lx, IR on); Digital Slow Shutter (DSS): up to 1 s; Wide Dynamic Range (WDR): WDR double scan, 120dB; Digital Noise Reduction (DNR): 2D, 3D; Defog Function (F-DNR): Defog (F-DNR); HLC; Optical Zoom: 25x; Lens Type: motorized, auto-iris function, f=4.8 ~ 120 mm/F1.65 ~ F3.8; Switching Type: mechanical IR cut filter; Frame Rate: 30 fps for each resolution; Multistreaming Mode: 3 streams; Video/Audio Compression: H.264, H.265, MJPEG/-; Preset Commands: 360 including 20 special (function) presets; Tours: 8 (up to 16 presets per tour); Patterns: 4 (max. 360 commands or 180 s for each pattern); motion detection; Video Content Analysis	Nos	1	275000	275000

Sr. No	Ref. No.	Description	Unit	Qty	Rate	Amount
432		Supply & Installation UNIVERSAL KEYBOARD FOR MANAGING CCTV APPLICATIONS FROM PC USB keyboard for managing CCTV applications, with joystick and jog shuttle (Bosh/Novus/Honeywell or equivalent)	Nos	1	210000	210000




Sr. No	Ref. No.	Description	Unit	Qty	Rate	Amount
433		Supply & Installation 32CH NETWORK VIDEO RECORDER (with 2 HDD supported) Video and audio channels: 32 Supported protocols: ONVIF, RTSP Recording speed up to 960 fps at 4000 x 3000 Recorded stream size: 192 Mb/s in total from all cameras Internal HDDs mount: 2 Monitor outputs: 2 (HDMI (4K UltraHD), VGA) RACK mount Face recognition (Bosh/Novus/Honeywell or equivalent)	Nos	1	475000	475000
434		Supply & Installation HD 16 TB	Nos	1	98000	98000
435		Supply & Installation LED 4K 45" (Samsung/LG or equivalent)	Nos	1	195000	195000
436	Public Adress System					

Sr. No	Ref. No.	Description	Unit	Qty	Rate	Amount
437		Public Adress System: Providing, fixing, testing and commissioning of the following Public adress System equipment make LDA Audio Tech/ Passo/ Honey Well or approved equivalent complete in all respects as per drawings, specifications and instructions of the Engineer In-charge.-				
438		Mixing Amplifier with Matrix , Storage type:	Each	1	1450000	1450000



Sr. No	Ref. No.	Description	Unit	Qty	Rate	Amount
439		<p>8 amplifier sound box with 5 analog audio inputs and two amplification configurations, dual amplification outputs fro A+B wiring. 8 pre-amp outputs for external PA amplifiers connection, triple Ethernet port , audio Matrix 7x8, LED indicators according to standard, Touch screen with at least 4GB internal Memory with RJ45 connection including all fittings & Accesriescomplete in all respects as per drawings, specifications and instructions of the Engineer In-charge.</p>				


Sr. No	Ref. No.	Description	Unit	Qty	Rate	Amount
440		Mixing Amplifier Standard: 350 W mixing Amplifier including all fittings & Accesries complete in all respects as per drawings, specifications and instructions of the Engineer In-charge.	Each	1	195000	195000



Sr. No	Ref. No.	Description	Unit	Qty	Rate	Amount
441		<p>MULTI-ZONE PAGING MICROPHONE . 8 zone buttons, all zones Call button, Recall function, and LED indicators for selected-zone, occupied-zone and floor taken, as well as system indicators or Latch mode configuration. The buttons can be configured from the configuration software, equalization or gain adjustment, recording or playback of pre-recorded messages and transparent cover for zone's names indication etc. including all fittings & Accesriescomplete in all respects as per drawings, specifications and instructions of the Engineer In-charge.</p>	Each	2	105575	211150

EPADS

Sr. No	Ref. No.	Description	Unit	Qty	Rate	Amount
442		Call Station complete with Chime Microphone, DVD Player, Equipment Rack and accessories including all fittings & Accesries complete in all respects as per drawings, specifications and instructions of the Engineer In-charge.	Each	2	62500	125000



Sr. No	Ref. No.	Description	Unit	Qty	Rate	Amount
443		MULTISOURCE TWO CHANNELS PLAYER DVD/USB/SD AND FM/AM RADIO TUNNER Integrated multisource player with DVD player, USB and SD interface, Independent DVD/USB/SD and FM/AM lines outputs, mix audio RCA output with two line outputs with independent volume control. Support CD, DVD,USB, videos and JPEG. RMVB 720P etc. including all fittings & Accesries complete in all respect or instruction of Engineer Incharge.	Each	2	72400	144800

Sr. No	Ref. No.	Description	Unit	Qty	Rate	Amount
444		CEILING SPEAKERS 6" Ceiling metal speaker for 70/100V lines with fire protection low loss transformer 6w, 3w 100 V Line 3W, 1.5W Frequency response 100-20000Hz+/- 10db, sensitivity 92db etc. i/c all fittings & accesseries complete in all respect or instruction of Engineer Incharge.	Each	66	8200	541200
445		ANTIVANDAL CYLINDER SOUND PROJECTION, fixing of 5" metal speaker for 70/100 V line i/c all fittings & accesseries complete in all respects as per drawings, specifications and instructions of the Engineer In-charge.	Each	4	12500	50000

Sr. No	Ref. No.	Description	Unit	Qty	Rate	Amount
446		Testing and commissioning and maintenance under warranty from the date of commissioning including spare parts complete in all respects as per instructions of the Engineer In-charge..	Job	2	125000	250000
447		Fire Retendent Cable: Providing, laying and connecting of 2 core 1.5mm ² copper conductor fire resistant cable complete in all respects as per drawings, specifications and instructions of the Engineer In-charge..	Rft	6250	88	550000


Sr. No	Ref. No.	Description	Unit	Qty	Rate	Amount
448		Providing, laying PVC conduit in roof slab, walls, ceiling etc. 1" (25mm) dia complete in all respects as per drawings, specifications and instructions of the Engineer In-charge.	Rft	2385	26	62010
449		Providing, laying PVC conduit in roof slab, walls, ceiling etc. 3/4" (20mm) dia complete in all respects as per drawings, specifications and instructions of the Engineer In-charge.	Rft	1148	22	25256

Sr. No	Ref. No.	Description	Unit	Qty	Rate	Amount
450		Fire Alarm System: Providing, fixing, testing and commissioning of the following Fire Alarm equipment make Velex, Gent, Menvire, Photain, Simplex, Ziton, Honey Well or approved equivalent complete in all respects as per drawings, specifications and instructions of the Engineer In-charge.				
451		Adressable Fire Alarm control panel, Compact 4 loop panel with 1 loop card and batteries with, 1 loop capacity maximum 200, with all necessary fittings & Accesries complete in all respects as per drawings, specifications and instructions of the Engineer In-charge.	Each	8	533250	4266000

Sr. No	Ref. No.	Description	Unit	Qty	Rate	Amount
452		10 Zone repeater Fire Alarm control panel with power supply, with all necessary fittings & Accesries complete in all respects as per drawings, specifications and instructions of the Engineer In-charge.	Each	4	240975	963900
453		Addressable optical smoke detector: Optical smoke detector for general fire detection application with common base plate, diodes nominal voltage 9-28v dc Operating temp.= -10°c to+50°c with all necessary fittings & Accesries complete in all respects as per drawings, specifications and instructions of the Engineer In-charge.	Each	150	7425	1113750

EPADS

Sr. No	Ref. No.	Description	Unit	Qty	Rate	Amount
454		Addressable optical Heat detector: Optical smoke detector for general fire detection application with common base plate, diodes nominal voltage 9-28v dc Operating temp.= -10°C to+50°C with all necessary fittings & Accesries complete in all respects as per drawings, specifications and instructions of the Engineer In-charge.	Each	45	7500	337500



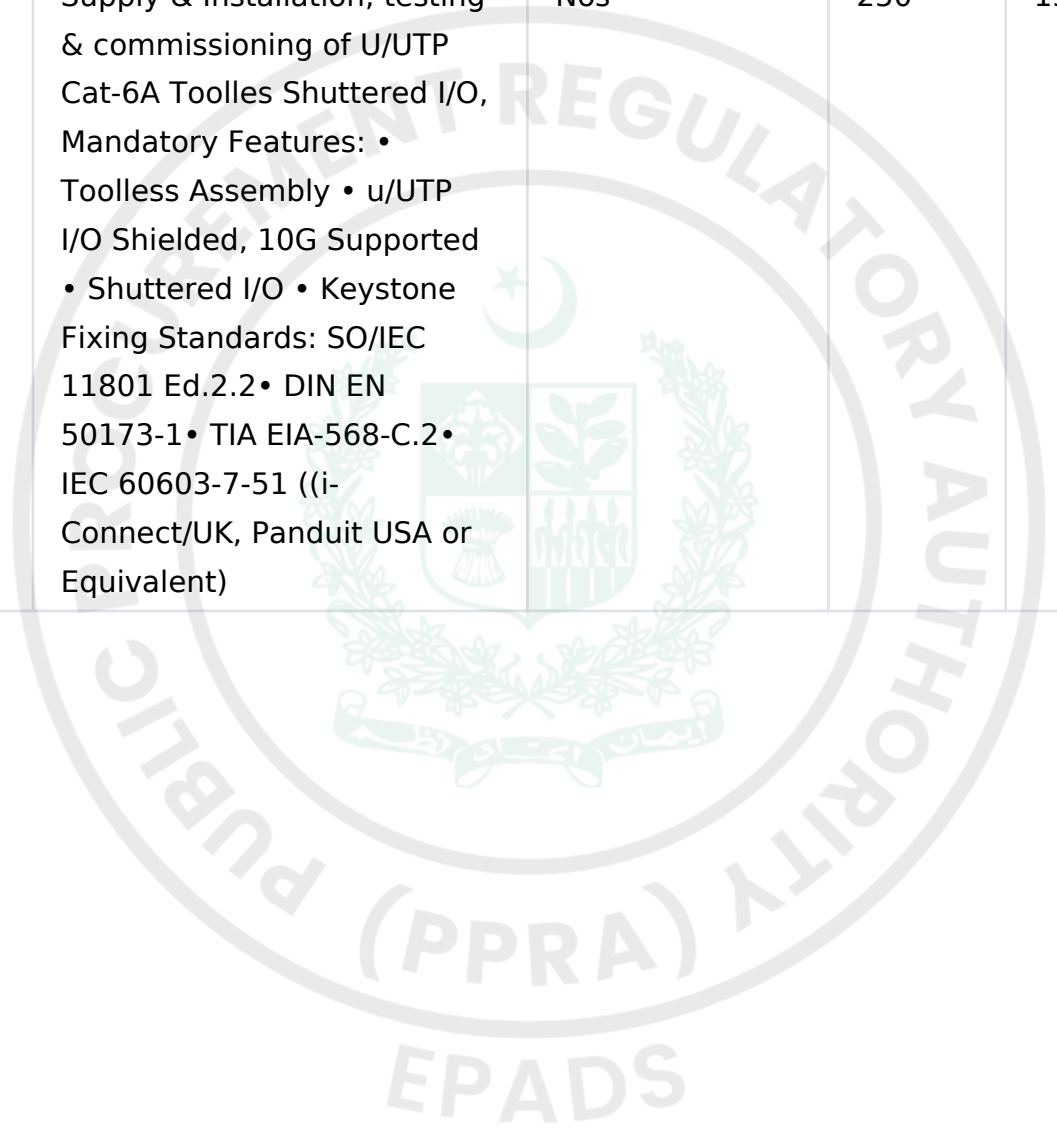
Sr. No	Ref. No.	Description	Unit	Qty	Rate	Amount
455		Addressable manual call points: Manual call stations are manufactured From ABS with plastic covered push glass, Nominal voltage 24 v dc , Operating temp.= 0°c to+50°c with all necessary fittings & Accesries complete in all respects as per drawings, specifications and instructions of the Engineer In-charge.	Each	80	9075	726000
456		Addressable Flasher Wall sounder: with both audible and visual alaram signals (flash), bulit in volume level control and short circuit isolater, with all necessary fittings & Accesries complete in all respects as per drawings, specifications and instructions of the Engineer In-charge.	Each	15	12350	185250

Sr. No	Ref. No.	Description	Unit	Qty	Rate	Amount
457		Fire Retendent Cable: Providing, laying and connecting approved make of 2 core 1.5mm ² copper conductor fire retendent cable (draka, perle UK or approved Equivalent)complete in all respects as per drawings, specifications and instructions of the Engineer In-charge.	Rft	17375	155	2693125
458		Providing and laying of PVC conduit in roof slab, walls, ceiling etc. 3/4" (20mm) dia complete in all respects as per drawings, specifications and instructions of the Engineer In-charge.	Rft	18375	62	1139250

Sr. No	Ref. No.	Description	Unit	Qty	Rate	Amount
459		Supply & Installation, testing & commissioning of Cat-6A U/UTP Cable, Solid Copper, • Conductor Diameter: AWG 23 (0.57±0.005 mm) • Insulation Diameter: PE Ø 1.03±0.03 mm mm • Number of Pairs: 4 pairs • Conductor Type: Solid Bare Copper • Sheath material: LSZH Standards: Cables Cabling System Standard Fire Rating IEC 61156-5 ed. 2 • ISO/IEC11801 ed.2 • PVC: IEC 60332-1 LSZH: IEC 60332-1 • ANSI/TIA 568-C.2 (i-Connect/UK, Panduit USA or Equivalent)	Rft	8500	112	952000

Sr. No	Ref. No.	Description	Unit	Qty	Rate	Amount
460		<p>Supply & Installation, testing & commissioning of Single/Dual Port Face Plate without Shuttered, UK Style 86x86mm with Top Label Holder, Color Signal White with 1-PVC Back Box</p> <p>Mandatory Features: • Single Port Wihout Shuttered Face Plate with Label holder with white label strip and transparent hinged cover• Keystone Fixing • UK standard single gang faceplate with 86 x 86 mm dimensions • Color Signal White• Compatible with all keystone jacks (Shielded/unshielded, Cat. 5E/6/6A, with/without shutters) • Two mounting screws included • Back Box, PVC/Steel 16SWG (i-Connect/UK, Panduit USA or Equivalent)</p>	Nos	250	725	181250

Sr. No	Ref. No.	Description	Unit	Qty	Rate	Amount
461		Supply & Installation, testing & commissioning of U/UTP Cat-6A Toolles Shuttered I/O, Mandatory Features: • Toolless Assembly • u/UTP I/O Shielded, 10G Supported • Shuttered I/O • Keystone Fixing Standards: SO/IEC 11801 Ed.2.2• DIN EN 50173-1• TIA EIA-568-C.2• IEC 60603-7-51 ((i-Connect/UK, Panduit USA or Equivalent)	Nos	250	1535	383750




Sr. No	Ref. No.	Description	Unit	Qty	Rate	Amount
462		Supply & Installation, testing & commissioning of 24 Port Patch Panel with U/UTP Cat-6A Toolless Shuttered I/Os, Fully Loaded, Mandatory Features: • 24 Port Patch Panel with Top Label Holder • Patch Panel Color Black • Toolless Assembly • U/UTP I/O, Shielded, 10G Supported • Shuttered I/O • Keystone Fixing Standards: SO/IEC 11801 Ed.2.2 • DIN EN 50173-1 • TIA EIA-568-C.2 • IEC 60603-7-51 (i-Connect/UK, Panduit USA or Equivalent)	Nos	13	46750	607750

Sr. No	Ref. No.	Description	Unit	Qty	Rate	Amount
463		Supply & Installation, testing & commissioning of Cable Manager Mandatory Features: • Horizontal and Vertical Hoops • Cage Nut Set included • Standard EIA 19" rack and cabinet mount • Plastic, 1U • Available in black colour (i-Connect/UK, Panduit USA or Equivalent)	Nos	14	4375	61250
464		Supply & Installation, testing & commissioning of U/UTP Cat-6A RJ45 to RJ45 Patch Cord, PVC, 1-Meter 10G Supported (i-Connect/UK, Panduit USA or Equivalent)	Nos	250	1245	311250
465		Supply & Installation, testing & commissioning of U/UTP Cat-6A RJ45 to RJ45 Patch Cord, PVC, 3-Meter, 10G Supported (i-Connect/UK, Panduit USA or Equivalent)	Nos	250	1675	418750

Sr. No	Ref. No.	Description	Unit	Qty	Rate	Amount
466		Supply & Installation, testing & commissioning of 12 Core Optical Fiber Cable, Single Mode, PE Sheet, Black (i-Connect/UK, Panduit USA or Equivalent)	Rft	1500	152	228000
467		Supply & Installation, testing & commissioning of 12 Port Rack Mounted ODF with Pigtailed, Adapters, Sleeves, Splicing Trays, Fully Loaded, Single Mode (i-Connect/UK, Panduit USA or Equivalent)	Nos	10	43500	435000
468		Supply & Installation, testing & commissioning of 24 Port Rack Mounted ODF with Pigtailed, Adapters, Sleeves, Splicing Trays, Fully Loaded, Single Mode (i-Connect/UK, Panduit USA or Equivalent)	Nos	2	125000	250000

Sr. No	Ref. No.	Description	Unit	Qty	Rate	Amount
469		Supply & Installation, testing & commissioning of 48 Port Rack Mounted ODF with Pigtails, Adapters, Sleeves, Splicing Trays, Fully Loaded, Single Mode (i-Connect/UK, Panduit USA)	Nos	2	138000	276000
470		Supply & Installation, testing & commissioning of Optical Fiber Patch Cord, Single Mode, SC/LC and SC/SC Duplex, 3/5-Meter (i-Connect/UK, Panduit USA or Equivalent)	Nos	50	3650	182500



Sr. No	Ref. No.	Description	Unit	Qty	Rate	Amount
471		<p>Supply & Installation, testing & commissioning of 12U Wall Mounted Cabinet W600*D600 with side door locks, 1-PDU Toughened glass front door with symmetrical strip-type vented hole border Standard</p> <p>□ Comply with ANSI/EIA, RS-310-D, IEC297-2, DIN41494;PART1, DIN41494;PART7, GB/T3047.2-92, ETSI standard. Material: Spcc cold Rolled Steel Thickness :Mounting profiles:1.5mm; Side panels, back panel :0.8mm;others 1.2mm Surface finish: Degreasing, Vitrification, power coated; Degree of protection: IP20. Loading capacity: Static loading: 60KG (HP,i-Connect/UK or Equivalent)</p>	Nos	1	51000	51000

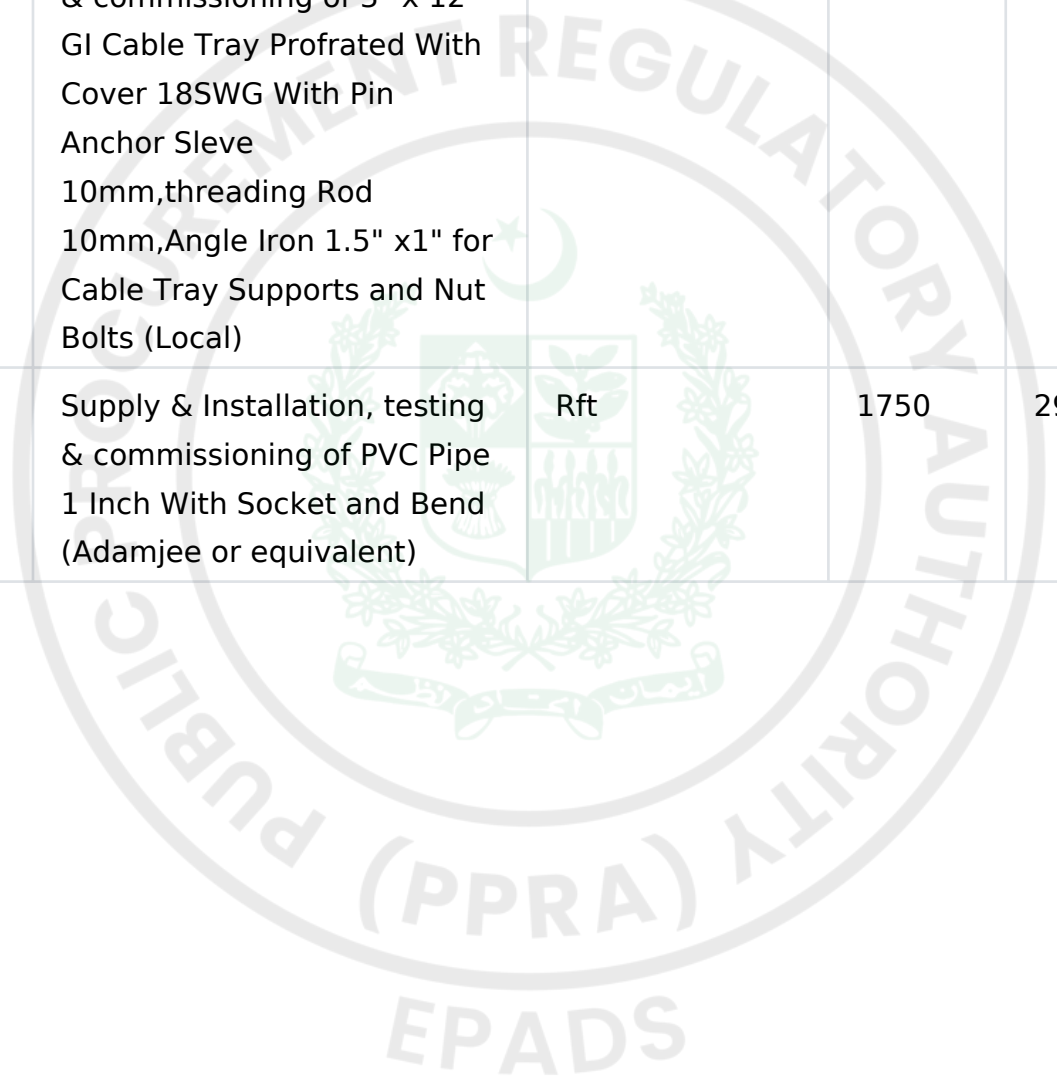
Sr. No	Ref. No.	Description	Unit	Qty	Rate	Amount
472		Supply & Installation, testing & commissioning of 15U Wall Mounted Cabinet W600*D600 with side door locks, 1-PDU Toughened glass front door with symmetrical strip-type vented hole border Standard <input type="checkbox"/> Comply with ANSI/EIA. RS-310-D, IEC297-2, DIN41494;PART1, DIN41494;PART7, GB/T3047.2-92. ETSI standard. Material: Spcc cold Rolled Steel Thickness :Mounting profiles:1.5mm; Side panels, back panel :0.8mm;others 1.2mm Surface finish: Degreasing, Vitrification, power coated; Degree of protection: IP20. Loading capacity:Static loading: 60KG (HP, i-Connect/UK or Equivalent)	Nos	1	65500	65500

Sr. No	Ref. No.	Description	Unit	Qty	Rate	Amount
473		<p>Supply & Installation, testing & commissioning of 42U Network Cabinet 600*1000 Perforated front door & Double Section rear door Elegant Lock with 2-Fix, 1-Sliding Trays, 4-Fans, 4-Wheels, 1-PDU Standard □ Comply with ANSI/EIA, RS-310-D, IEC297-2, DIN41494;PART1, DIN41494;PART7, GB/T3047.2-92 □ ETSI standard. Front & Rear Door: *Toughened glass front door with symmetrical strip-type vented hole border * Steel Rear Door without Vented hole * front & Rear Doors are Free Solder Reinforcement Structure Elegant and Sturdy *Front & Rear Door with Elegant Lock Material: Mounting Profile & Mounting Angle, Fingerprint resistant aluminum zinc plate, SPCC cold rolled steel, Thickness, Mounting profile 2.0mm, Mounting angle 1.5mm</p>	Nos	2	283000	566000

Sr. No	Ref. No.	Description	Unit	Qty	Rate	Amount
474		<p>Supply & Installation, testing & commissioning of 42U 800x1000 Server Floor Standing Rack, Front Perforated, 4-Fans, 2-Fix, 1-Sliding Trays, Back Double Door, • Flat vented front single door with handle lock.</p> <ul style="list-style-type: none"> • Double flat vented rear doors with handle lock. • Flat door border and arc door edge treatment. • Removable side doors to enable easy access. • Top and bottom wire path holes. • Max load capacity 1000kg. • Made of SPCC quality cold rolled steel material. • Mounting rails 2.0mm and mounting angle 1.2 - 1.5mm. • IP20 standard protections. • Degreasing, acid pickling, Parkerizing surface finishing. <p>Compliance: Complies with ANSI/EIA RS-310-D, IEC297-2, DIN41491; PART1, DIN41494; PART7, ETSI (HP, i-Connect/UK or Equivalent)</p>	Nos	2	348500	697000

Sr. No	Ref. No.	Description	Unit	Qty	Rate	Amount
475		Supply & Installation, testing & commissioning of 3" x 6" GI Cable Tray Profrated With Cover 18SWG With Pin Anchor Sleave 10mm,threading Rod 10mm,Angle Iron 1.5" x1" for Cable Tray Supports and Nut Bolts(Local)	Rft	550	445	244750
476		Supply & Installation, testing & commissioning of 3" x 9" GI Cable Tray Profrated With Cover 18SWG With Pin Anchor Sleave 10mm,threading Rod 10mm,Angle Iron 1.5" x1" for Cable Tray Supports and Nut Bolts (Local)	Rft	576	623	358848

Sr. No	Ref. No.	Description	Unit	Qty	Rate	Amount
477		Supply & Installation, testing & commissioning of 3" x 12" GI Cable Tray Profrated With Cover 18SWG With Pin Anchor Sleave 10mm,threading Rod 10mm,Angle Iron 1.5" x1" for Cable Tray Supports and Nut Bolts (Local)	Rft	615	800	492000
478		Supply & Installation, testing & commissioning of PVC Pipe 1 Inch With Socket and Bend (Adamjee or equivalent)	Rft	1750	29	50750



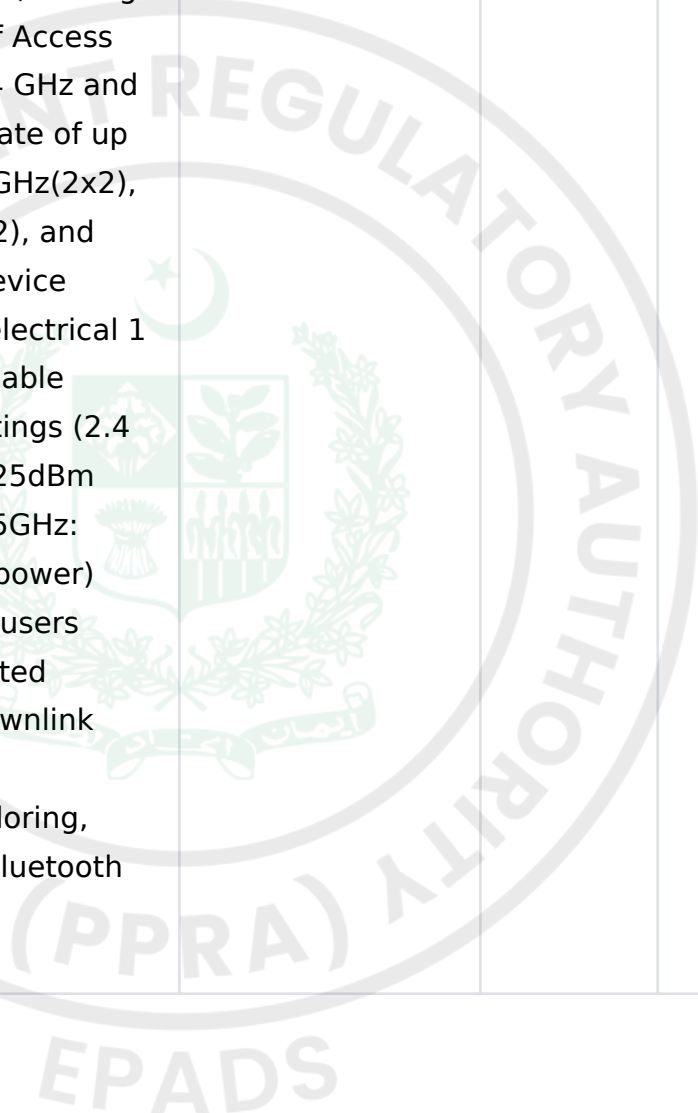
Sr. No	Ref. No.	Description	Unit	Qty	Rate	Amount
479		Supply & Installation, testing & commissioning of PoE 24-Port Switch 24x 10/100/1000 Ethernet PoE+ ports and 370W PoE budget, 4x 10G SFP+ uplinks Switching capacity: 125 Gbps , Forwarding performance: 92 Mpps Memory 500 MB and Flash 500 MB The equipment must support up to 30K MAC address tables , 4K ARP entries and 4K IPv4 Routes. Support for Telnet, SSHv2, IPv4 and IPv6, RIP, OSPFv2, v3, DHCP Server, STP, RSTP, MSTP or equivalent Brand should be minimum in Visionaries position in Wired and Wireless LAN Infrastructure Gartner report (Huawei/Cisco or Eequivalent)	Nos	2	378000	756000

Sr. No	Ref. No.	Description	Unit	Qty	Rate	Amount
480		Supply & Installation, testing & commissioning of 24-Port Switch 24x 10/100/1000 Ethernet ports, 4x 10G SFP+ uplinks Switching capacity: 125 Gbps , Forwarding performance: 92 Mpps Memory 500 MB and Flash 500 MB The equipment must support up to 30K MAC address tables , 4K ARP entries and 4K IPv4 Routes. Support for Telnet, SSHv2, IPv4 and IPv6, RIP, OSPFv2, v3, DHCP Server, STP, RSTP, MSTP or equivalent Brand should be minimum in Visionaries position in Wired and Wireless LAN Infrastructure Gartner report (Huawei/Cisco or Equeivalent)	Nos	1	365000	365000

Sr. No	Ref. No.	Description	Unit	Qty	Rate	Amount
481		Supply & Installation, testing & commissioning of 48-Port Switch 48x 10/100/1000 Ethernet ports, 4x 10G SFP+ uplinks Switching capacity: 170 Gbps , Forwarding performance: 130 Mpps Memory 500 MB and Flash 500 MB The equipment must support up to 30K MAC address tables , 4K ARP entries and 4K IPv4 Routes. Support for Telnet, SSHv2, IPv4 and IPv6, RIP, OSPFv2, v3, DHCP Server, STP, RSTP, MSTP or equivalent Brand should be minimum in Visionaries position in Wired and Wireless LAN Infrastructure Gartner report (Huawei/Cisco or Equeivalent)	Nos	2	235000	470000

Sr. No	Ref. No.	Description	Unit	Qty	Rate	Amount
482		Supply & Installation, testing & commissioning of Core Switch 28 x 25 Gig SFP28, 4 x 100 Gig QSFP28(25GE SFP28 interfaces support 10GE, 100GE QSFP28 interfaces support 40GE) Switching capacity: 2.1Tbps Memory 4GB and Flash 2GB The equipment must support up to 300K MAC address tables , 100K ARP entries and 250K IPv4 Routes. Support for Telnet, SSHv2, IPv4 and IPv6, RIP, OSPFv2, v3, DHCP Server, STP, RSTP, MSTP or equivalent Brand should be minimum in Visionaries position in Wired and Wireless LAN Infrastructure Gartner report (Huawei/Cisco or Equeivalent)	Nos	1	1950000	1950000

Sr. No	Ref. No.	Description	Unit	Qty	Rate	Amount
483		Supply & Installation, testing & commissioning of Access Point Dual Band 2.4 GHz and 5 GHz bands, at a rate of up to 570Mbps at 2.4 GHz(2x2), 1Gbps at 5GHz (2x2), and 1.70Gbps for the device Interfaces: 1 x GE electrical 1 x USB, BLE 5.0 Available transmit power settings (2.4 & 5 GHz): 2.4GHz: 25dBm (combined power) 5GHz: 25dBm (combined power) Support number of users (512/Radio) Supported Features: Uplink/downlink OFDMA, MU-MIMO technology, BSS coloring, Target wake time, Bluetooth (Huawei/Cisco or Eequivalent)	Nos	13	197395	2566135



Sr. No	Ref. No.	Description	Unit	Qty	Rate	Amount
484		<p>Supply, Installation, testing, and commissioning of imported brand new Simplex Passenger Cum Cargo Elevator, Machine Room Less (MRL Type), Single Entrance Door, heavy duty fully complied and certified by EN 81-20, EN 81-50 and EN 81-70 Standards of minimum features including but not limited to VVVF high efficiency motor, complete inside stainless steel finish, indoor type for ambient condition of 0°C - 40 °C, capacity of 1000 kg, Cabin Size 1100 × 2100 × 2300 mm (W×D×H) speed 1.5~1.75m/s, 10 /10 openings, approx. total travel height 38 meter . entrance 900 × 2100 mm (W×H). Lift shall minimum includes car, hoisting machinery, counter-weight, supports, brackets, automatic controls, embedded parts, access ladder, generator screen &</p>	Each	3	17500000	52500000

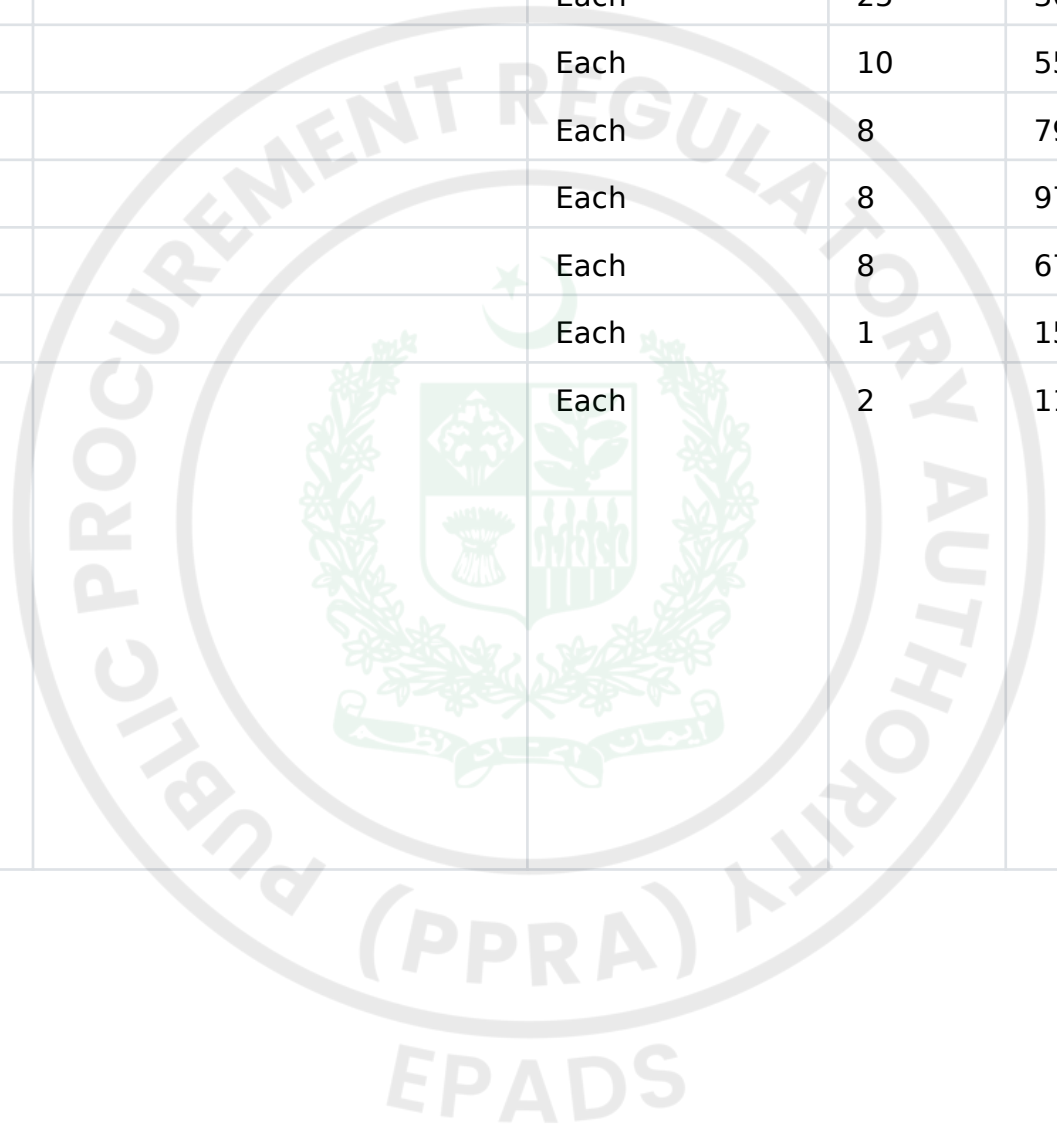
Sr. No	Ref. No.	Description	Unit	Qty	Rate	Amount
485		Supply and installation, testing & commissioning of 500 KVA DG Set of approved make F.G. Wilson, Cummins (uk), Perkins (uk) or approved equivalent 400/230 Volt, 3 Phase Auto Start Skid Mounted Set complete with ATS / AMF panel, weather proof out door acoustic canopy (low noise silencer) built in fuel tank sufficient. continuous operator as per specification, drawing and instruction of the Engineer Incharge.	Each	2	37500000	75000000

Sr. No	Ref. No.	Description	Unit	Qty	Rate	Amount
486		SUPPLY OF WATER COOLED ELECTRIC OPERATED SCREW CHILLER WITH BACnet ENABLED BMS NETWORK CARD COMPLETE AS SPECIFIED & SCHEDULED.				
487	CH 1-1		Each	1	38000000	38000000
488	CH 1-2		Each	1	38000000	38000000
489		SUPPLY OF FRP INDUCED DRAFT CROSS FLOW VERTICAL DISCHARGE TYPE COOLING TOWERS COMPLETE AS SPECIFIED & SCHEDULED.				
490	CT 1-1		Each	1	11857500	11857500

Sr. No	Ref. No.	Description	Unit	Qty	Rate	Amount
491		SUPPLY OF FORCED DRAFT HORIZONTAL TYPE AUTO IGNITION HOT WATER GENERATOR COMPLETE AS SPECIFIED & SCHEDULED.				
492	HWG-1		Each	1	3383100	3383100
493	HWG-2		Each	1	3383100	3383100
494		SUPPLY OF AIR HANDLING UNITS COMPLETE AS SPECIFIED & SCHEDULED.				
495	AHU / 1		Each	1	5042500	5042500
496	AHU / 2		Each	1	4118500	4118500
497	AHU /3		Each	1	4712500	4712500
498	AHU / 4		Each	1	4118500	4118500

Sr. No	Ref. No.	Description	Unit	Qty	Rate	Amount
499	AHU / 5		Each	1	4712500	4712500
500	AHU / 6		Each	1	4712500	4712500
501	AHU / 7		Each	1	4712500	4712500
502	AHU /8		Each	1	3285250	3285250
503	AHU /9		Each	1	3970000	3970000
504	AHU /10		Each	1	3970000	3970000
505	SUPPLY OF CEILING CONCEILED TYPE DUCTED FAN COIL UNITS BUILT-IN 2- WAY CONTROL VALVE COMPLETE WITH WIRED REMOTE CONTROLLER AS SPECIFIED & SCHEDULED.					
506	FCU-1		Each	10	313600	3136000
507	FCU-2		Each	10	344000	3440000

Sr. No	Ref. No.	Description	Unit	Qty	Rate	Amount
508	FCU-3		Each	25	360000	9000000
509	FCU-4		Each	10	555520	5555200
510	FCU-5		Each	8	797600	6380800
511	FCU-6		Each	8	974400	7795200
512	FCU-7		Each	8	670400	5363200
513	FCU-8		Each	1	1563200	1563200
514	SUPPLY OF BMS TEMPERATURE & AUTOCONTROL WITH CONTROL VALVES (2-WAY), ACTUATORS, SENSORS AND CONTROLERS FOR AHUs SHOWN ON DRAWING.		Each	2	1125000	2250000



Sr. No	Ref. No.	Description	Unit	Qty	Rate	Amount
515		SUPPLY OF BMS TEMPERATURE & AUTOCONTROL WITH SENSORS AND CONTROLERS FOR DSAC's SHOWN ON DRAWING.	Each	2	750000	1500000



Sr. No	Ref. No.	Description	Unit	Qty	Rate	Amount
516		SUPPLY OF BMS TEMPERATURE & AUTOCONTROL FOR HVAC PLANT ROOM AND COOLING TOWER, COMPLETE WITH MOTORIZED VALVES, ACTUATORS, SENSORS, CONTROLER, SOFTWARE (LIFETIME LICENCED), COMPUTER & PRINTER INCLUDING SUPERVISORY CONTROL, AS SHOWN ON DRAWING.	Each	1	4375000	4375000



Sr. No	Ref. No.	Description	Unit	Qty	Rate	Amount
517		SUPPLY OF BMS CONTROL FOR PARKING VENTILATION FANS AT BASEMENTS WITH CARBON MONOXIDE (CO) SENSORS AS SHOWN ON DRAWING	LOT	1	3125000	3125000

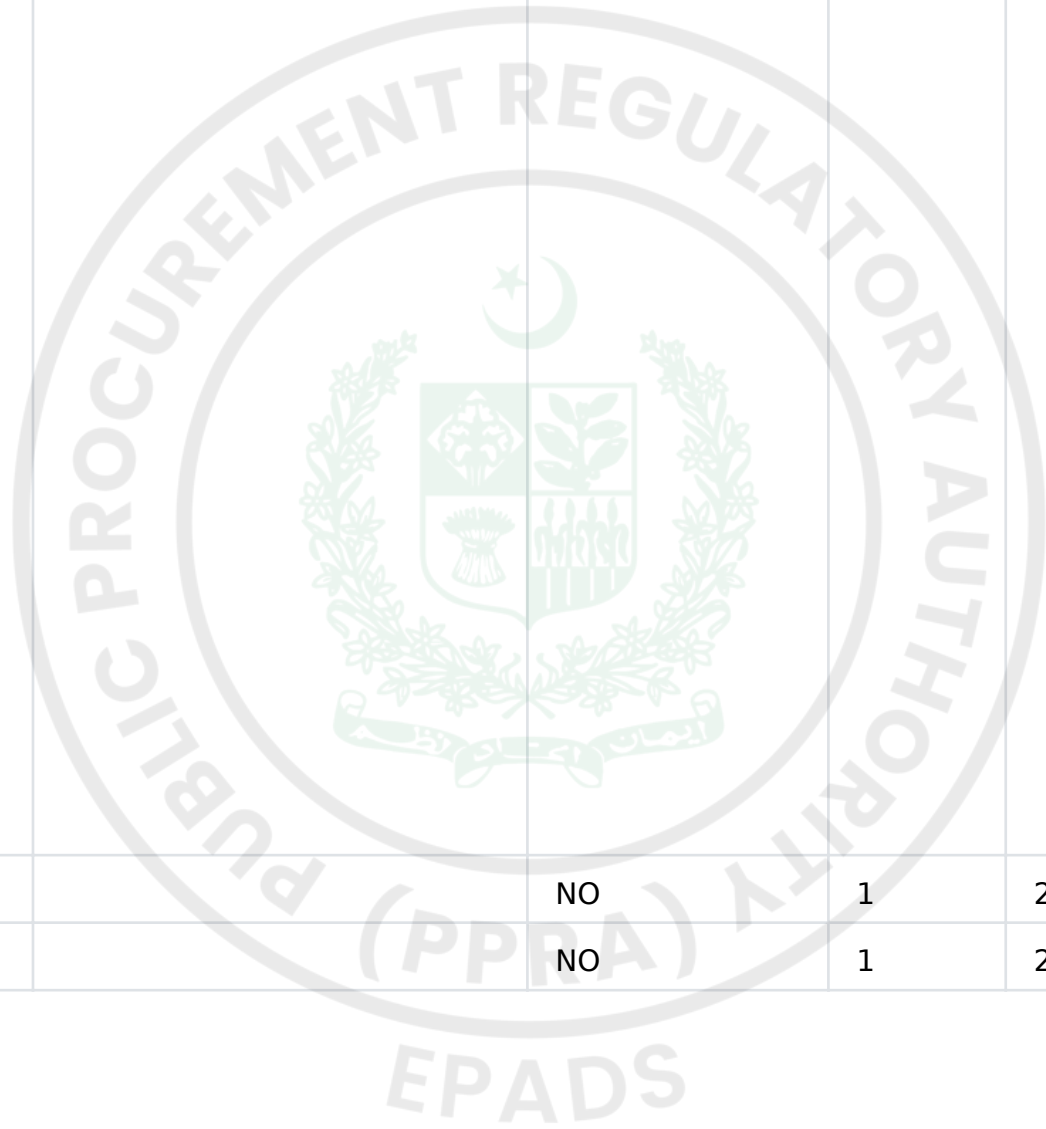


Sr. No	Ref. No.	Description	Unit	Qty	Rate	Amount
518		SUPPLY, INSTALLATION, TESTING AND COMMISSIONING OF WATER COOLED ELECTRIC OPERATED SCREW CHILLER WITH #T ENABLED BMS NETWORK CARD INCLUDING UNLOADING, LIFTING AND PLACING AT FOUNDATIONS AS SHOWN ON DRAWINGS AND SPECIFIED COMPLETE IN ALL RESPECT				
519	CH 1-1		NO	1	272000	272000
520	CH 1-2		NO	1	272000	272000

Sr. No	Ref. No.	Description	Unit	Qty	Rate	Amount
521		SUPPLY, INSTALLATION, TESTING AND COMMISSIONING OF FRP INDUCED DRAFT CROSS FLOW VERTICAL DISCHARGE TYPE COOLING TOWERS INCLUDING UNLOADING, LIFTING AND PLACING AT FOUNDATIONS AS SHOWN ON DRAWINGS AND SPECIFIED COMPLETE IN ALL RESPECT				
522	CT 1-1		NO	1	487500	487500



Sr. No	Ref. No.	Description	Unit	Qty	Rate	Amount
523		INSTALLATION, TESTING AND COMMISSIONING OF FORCED DRAFT HORIZONTAL TYPE AUTO IGNITION HOT WATER GENERATOR INCLUDING UNLOADING, LIFTING AND PLACING AS SHOWN ON DRAWINGS AND SPECIFIED IN SPECIFICATION COMPLETE IN ALL RESPECT				
524	HWG-1		NO	1	203700	203700
525	HWG-1		NO	1	203700	203700



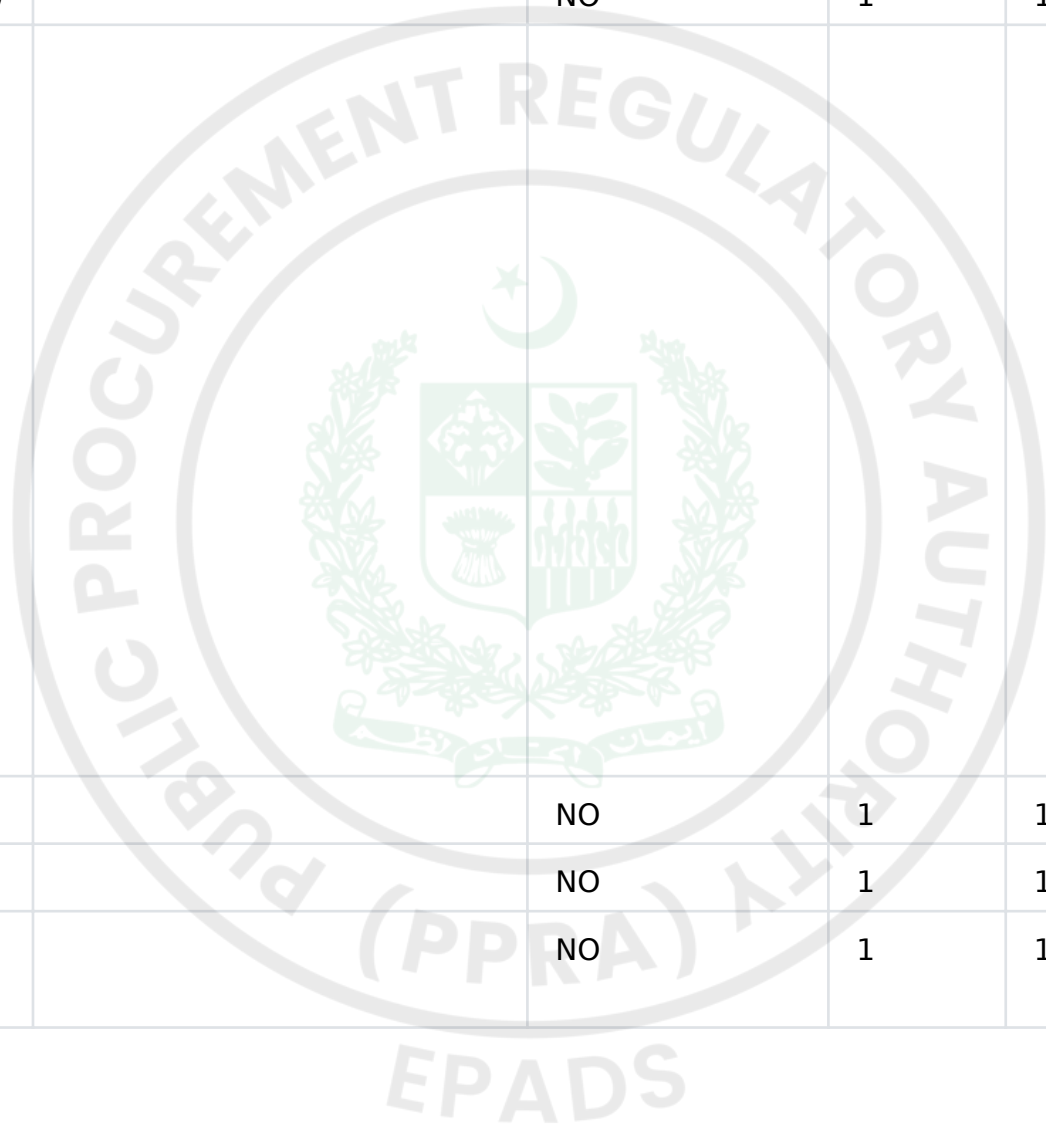
Sr. No	Ref. No.	Description	Unit	Qty	Rate	Amount
526		INSTALLATION, TESTING AND COMMISSIONING OF GAS PIPELINE CONNECTION FOR HOT WATER GENERATOR COMPLETE IN ALL RESPECT	LOT	1	2000000	2000000




Sr. No	Ref. No.	Description	Unit	Qty	Rate	Amount
527		INSTALLATION, TESTING AND COMMISSIONING OF AIR HANDLING UNITS INCLUDING UNLOADING, LIFTING AND PLACING AT FOUNDATIONS AS SHOWN ON DRAWINGS, SCHEDULED AND SPECIFICATIONS, COMPLETE IN ALL RESPECT				
528	AHU / 1		NO	1	76200	76200
529	AHU / 2		NO	1	76200	76200
530	AHU / 3		NO	1	76200	76200
531	AHU / 4		NO	1	76200	76200
532	AHU / 5		NO	1	76200	76200
533	AHU / 6		NO	1	76200	76200

Sr. No	Ref. No.	Description	Unit	Qty	Rate	Amount
534	AHU / 7		NO	1	76200	76200
535	AHU / 8		NO	1	76200	76200
536	AHU / 9		NO	1	76200	76200
537	AHU / 10		NO	1	76200	76200
538	SUPPLY, INSTALLATION, TESTING AND COMMISSIONING OF CHILLED WATER CENTRIFUGAL END SUCTION PUMPS INCLUDING LIFTING AND PLACING AT FOUNDATIONS AS SHOWN ON DRAWINGS & SPECIFIED.					
539	CHP-1-1		NO	1	1592200	1592200
540	CHP-1-2		NO	1	1592200	1592200


Sr. No	Ref. No.	Description	Unit	Qty	Rate	Amount
541	CHP-1-2 (Stand By)		NO	1	1592200	1592200
542	SUPPLY, INSTALLATION, TESTING AND COMMISSIONING OF CONDENSER WATER CENTRIFUGAL END SUCTION PUMPS INCLUDING LIFTING AND PLACING AT FOUNDATIONS AS SHOWN ON DRAWINGS & SPECIFIED.					
543	CWP-1-1		NO	1	1566875	1566875
544	CWP-1-2		NO	1	1566875	1566875
545	CWP-1-2 (Stand By)		NO	1	1566875	1566875



Sr. No	Ref. No.	Description	Unit	Qty	Rate	Amount
546		SUPPLY & INSTALLATION OF AIR SEPARATOR COMPLETE WITH ACCESSORIES AS SPECIFIED & SCHEDULED.				
547	AS-1		NO	1	533400	533400
548		SUPPLY & INSTALLATION OF CLOSED CYLINDRICAL DIAPHRAGM TYPE EXPANSION TANK COMPLETE WITH ACCESSORIES AS SPECIFIED & SCHEDULED.				
549	ET-1		NO	1	622500	622500

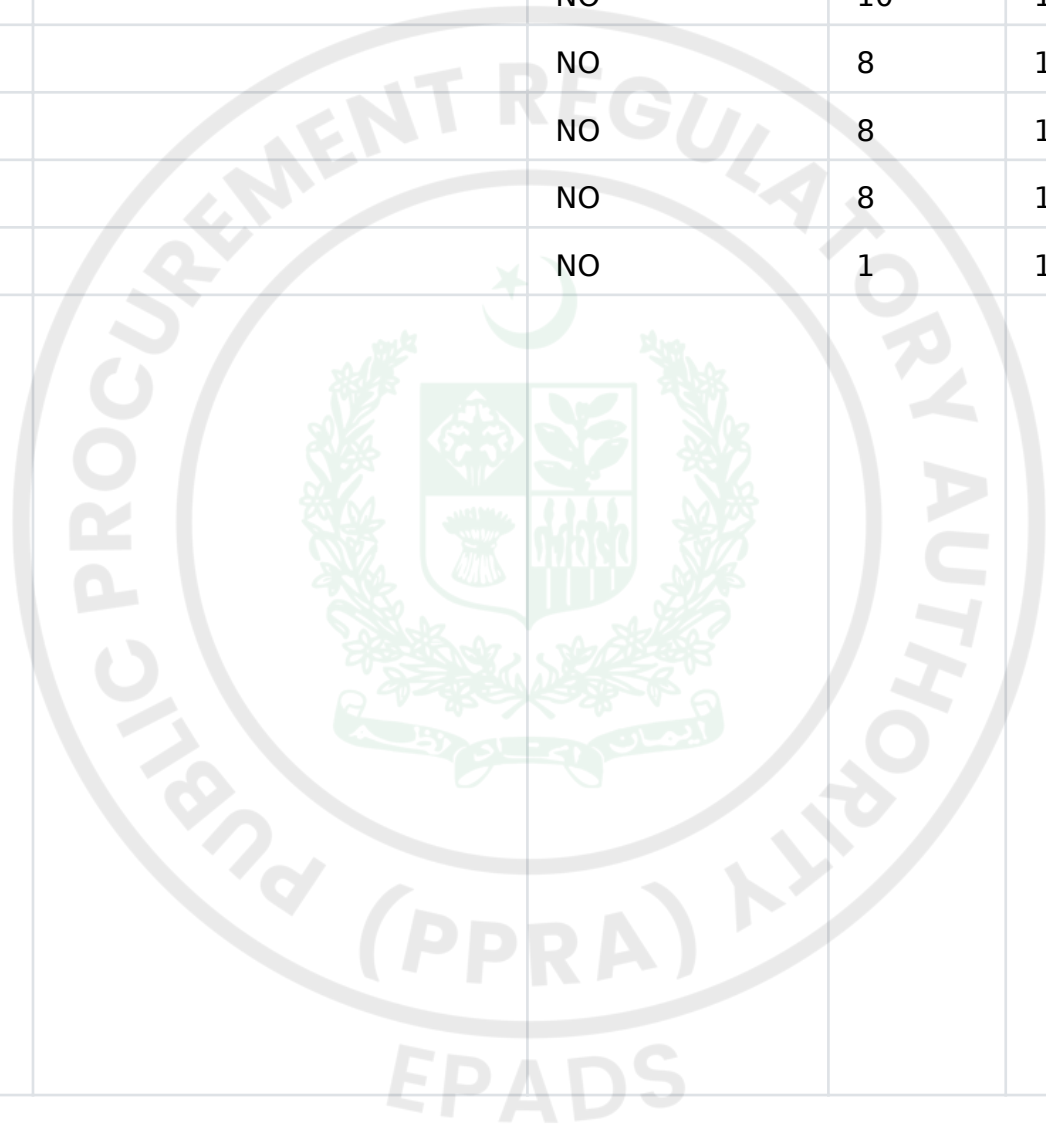


Sr. No	Ref. No.	Description	Unit	Qty	Rate	Amount
550		SUPPLY & INTALLTION OF DIESEL STORAGE DAY TANK FOR HOT WATER GENERATOR, CONSTRUCTED WIH 3MM M.S SHEET. DAY TANK SHALL BE PROVIDED WITH FLOAT VALVE, INLET & OUTLET VALVES, DRAIN COCK AND GAGE GLASS FOR LEVEL MONITORING, COMPLETE WITH ACCESSORIES AS SPECIFIED AND SCHEDULED.				
551	DT-1		NO	1	1536500	1536500




Sr. No	Ref. No.	Description	Unit	Qty	Rate	Amount
552		SUPPLY INSTALLATION, TESTING AND COMMISSIONING OF CEILING CONCEALED TYPE DUCTED FAN COIL UNITS BUILT-IN 2- WAY CONTROL VALVE COMPLETE WITH WIRED REMOTE CONTROLLER, INCLUDING UNLOADING, LIFTING AND FIXING AS SHOWN ON DRAWINGS & SPECIFIED				
553	FCU-1		NO	10	13950	139500
554	FCU-2		NO	10	13950	139500
555	FCU-3		NO	25	13950	348750

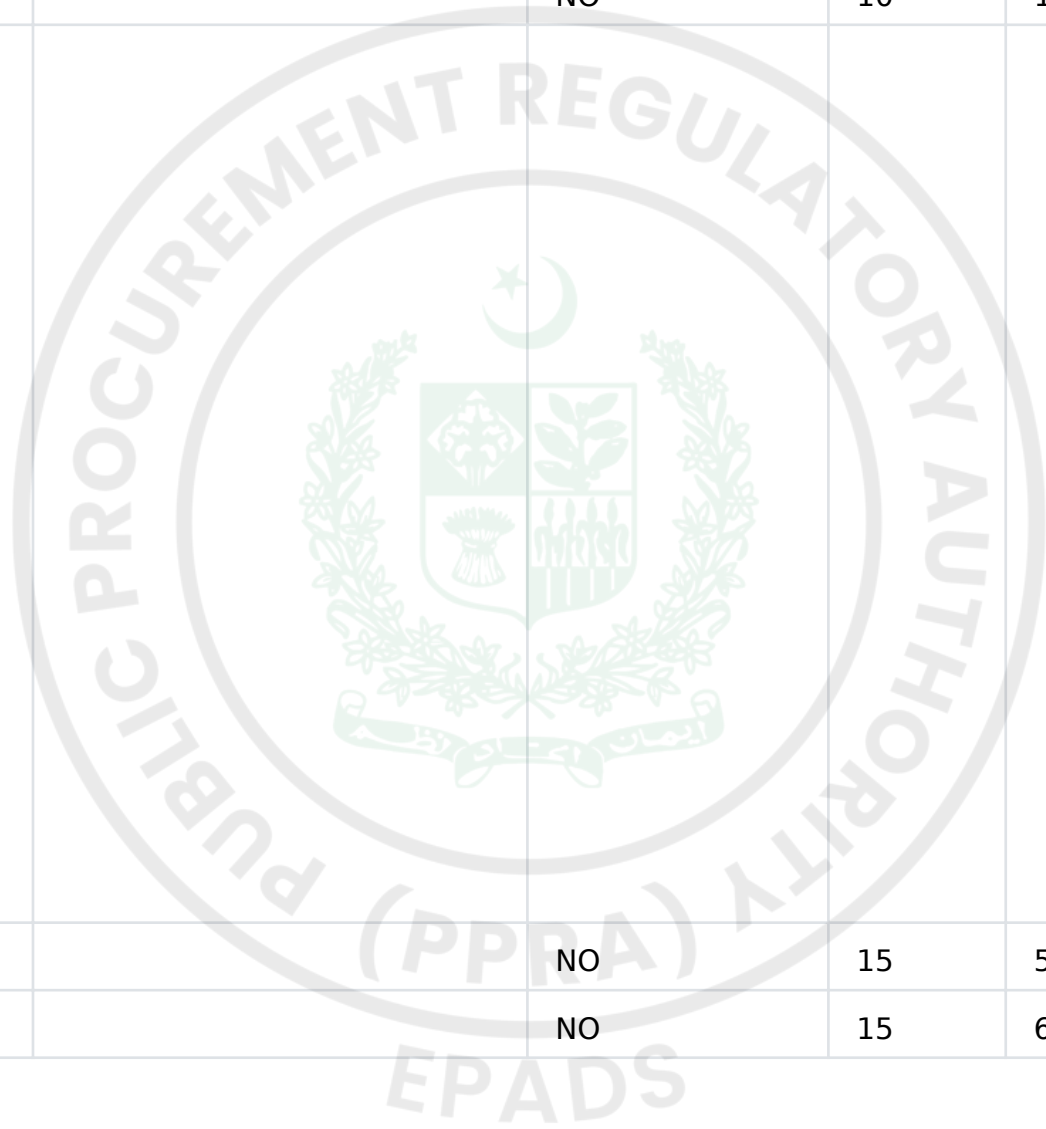
Sr. No	Ref. No.	Description	Unit	Qty	Rate	Amount
556	FCU-4		NO	10	13950	139500
557	FCU-5		NO	8	13950	111600
558	FCU-6		NO	8	13950	111600
559	FCU-7		NO	8	13950	111600
560	FCU-8		NO	1	13950	13950
561	SUPPLY, INSTALLATION, TESTING AND COMMISSIONING OF DSACs WITH THERMOSTATE CONTROL KIT, INCLUDING UNLOADING, LIFTING AND PLACING AS SHOWN ON DRAWINGS & SPECIFIED. COMPLETE IN ALL RESPECT.					




Sr. No	Ref. No.	Description	Unit	Qty	Rate	Amount
562	DSAC-1 / CU-1		NO	1	5712000	5712000
563	DSAC-1 / CU-1		NO	1	5712000	5712000
564		SUPPLY, INSTALLATION, TESTING AND COMMISSIONING OF DUCT MOUNT ELECTRICAL HEATERS COMPLETE WITH HIGH TEMPERATURE LIMIT THERMOSTATE FOR SAFTY, INCLUDING UNLOADING, LIFTING AND FIXING AS SHOWN ON DRAWING & SPECIFIED				
565	EDH-1		NO	1	199750	199750




Sr. No	Ref. No.	Description	Unit	Qty	Rate	Amount
566	EDH-2		NO	10	199750	1997500
567		SUPPLY, INSTALLATION, TESTNG AND COMMISSIONING OF DECORATIVE WALL MOUNTED TYPE COOL & HEAT SPLIT AIR CONDITIONERS WITH WIRELESS REMOTE CONTROL, INCLUDING UNLOADNG, LIFTING & FIXING AS SHOWN ON DRAWING & SPECIFIED.				
568	SAC-1		NO	15	550000	8250000
569	SAC-2		NO	15	650000	9750000



Sr. No	Ref. No.	Description	Unit	Qty	Rate	Amount
570		SUPPLY AND INSTALLATION OF COPPER PIPES WITH 3/4" CLOSE CELL FOAM INSULATION AND CONTROL WIRE FOR DSACs, INSULATION SHALL PROTECTED WITH PVC TAPE, COMPLETE IN ALL RESPECT.				
571		DIA 1.0 INCH	RFT	375	3643	1366125
572		DIA 5/8 INCH	RFT	375	1976	741000

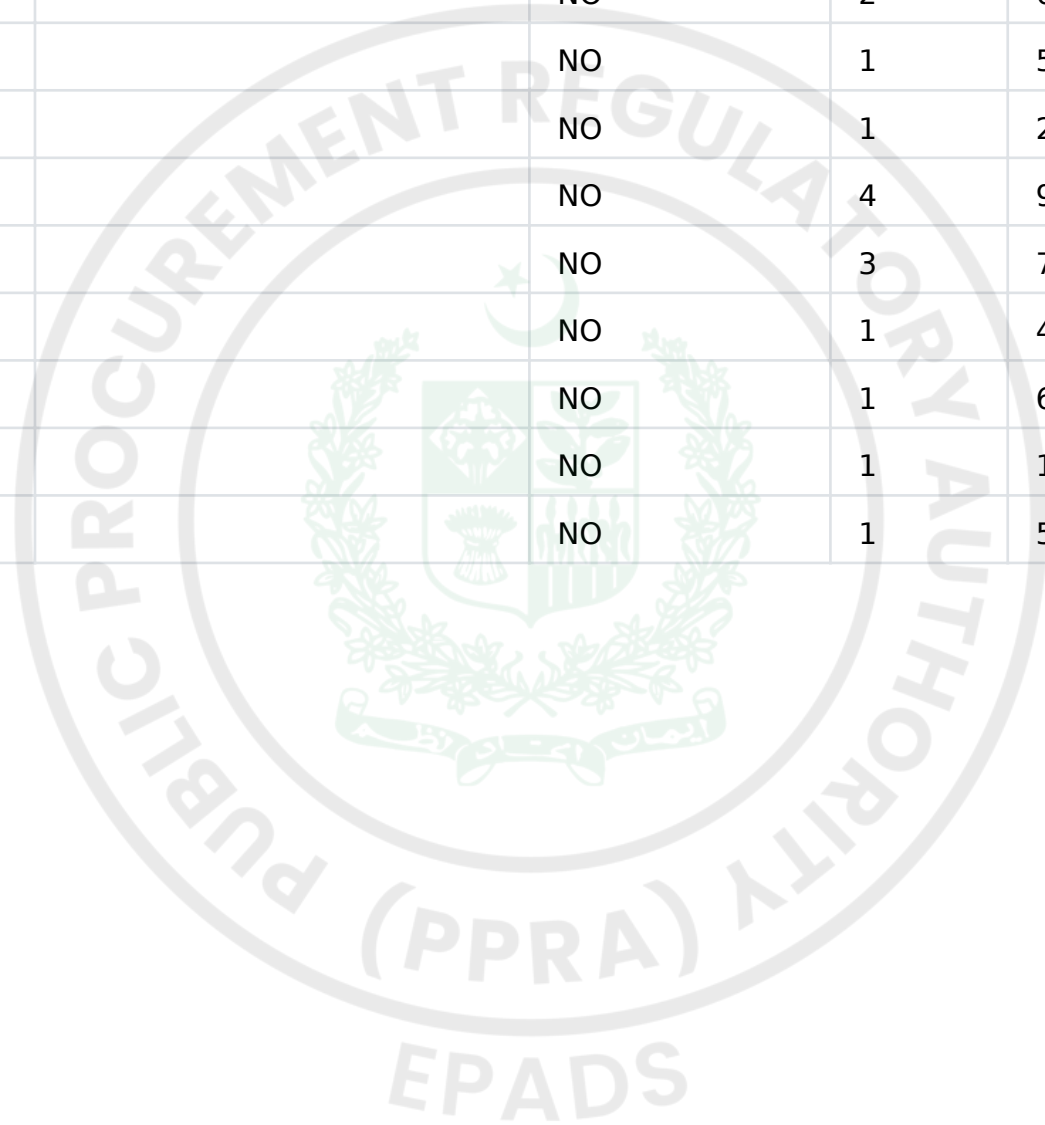


Sr. No	Ref. No.	Description	Unit	Qty	Rate	Amount
573		SUPPLY AND INSTALLATION OF MANUFACTURER RECOMMEND SIZES COPPER PIPES WITH 3/4" CLOSE CELL FOAM INSULATION AND CONTROL WIRE FOR SPLIT ACs. INSULATION SHALL PROTECTED WITH PVC TAPE. COMPLETE IN ALL RESPECT.				
574	SAC-1		RFT	330	1573	519090
575	SAC-2		RFT	190	1969	374110



Sr. No	Ref. No.	Description	Unit	Qty	Rate	Amount
576		SUPPLY & INSTALLATION OF TRUNKING OF G.I SHEET (US GAUGE-22) WITH REMOVEABLE TOP COVER FOR EXPOSED COPPER PIPES AS SHOWN ON THE DRAWINGS				
577	18" X 3"		RFT	100	2426	242600
578	12" X 3"		RFT	20	2170	43400
579		SUPPLY & INSTALLATION OF FRESH & EXHAUST FANS AS SPECIFIED, SCHEDULED.& SHOWN ON DRAWINGS				
580	EF-1		NO	2	537030	1074060

Sr. No	Ref. No.	Description	Unit	Qty	Rate	Amount
581	EF-2		NO	2	642600	1285200
582	EF-3		NO	1	596700	596700
583	EF-4		NO	1	202300	202300
584	EF-5		NO	4	95200	380800
585	EF-6		NO	3	78540	235620
586	EF-7		NO	1	4001800	4001800
587	EF-8		NO	1	634100	634100
588	SF-1		NO	1	1028500	1028500
589	PF-1		NO	1	547400	547400




Sr. No	Ref. No.	Description	Unit	Qty	Rate	Amount
590		SUPPLY & INSTALLATION OF CHEMICAL FEEDER AND CHEMICALS AS SPECIFIED FOR CHILLED WATER SYSTEM WITH SUFFICIENT CHEMICALS FOR FEEDING FOR 1 YEAR OPERATION, TESTING AND COMMISSIONING. BASED ON 10 HRS OPERATION PER DAY	Lot	1	632500	632500



Sr. No	Ref. No.	Description	Unit	Qty	Rate	Amount
591		SUPPLY & INSTALLATION OF CHEMICAL FEEDER, DOZING PUMP AND CHEMICALS AS SPECIFIED FOR CONDENSER WATER SYSTEM WITH SUFFICIENT CHEMICALS FOR FEEDING FOR 1 YEAR OPERATION, TESTING AND COMMISSIONING. BASED ON 10 HRS OPERATION PER DAY	Lot	1	632500	632500



Sr. No	Ref. No.	Description	Unit	Qty	Rate	Amount
592		SUPPLY AND INSTALLATION OF DUCTING & SHEET METAL WORK COMPLETE WITH HANGERS, BRACINGS, SPLITTER DAMPERS ETC.				
593		US GAUGE 26	SFT	2150	443	952450
594		US GAUGE 24	SFT	4750	541	2569750
595		US GAUGE 22	SFT	5500	627	3448500
596		US GAUGE 20	SFT	1865	684	1275660
597		US GAUGE 18	SFT	1475	696	1026600



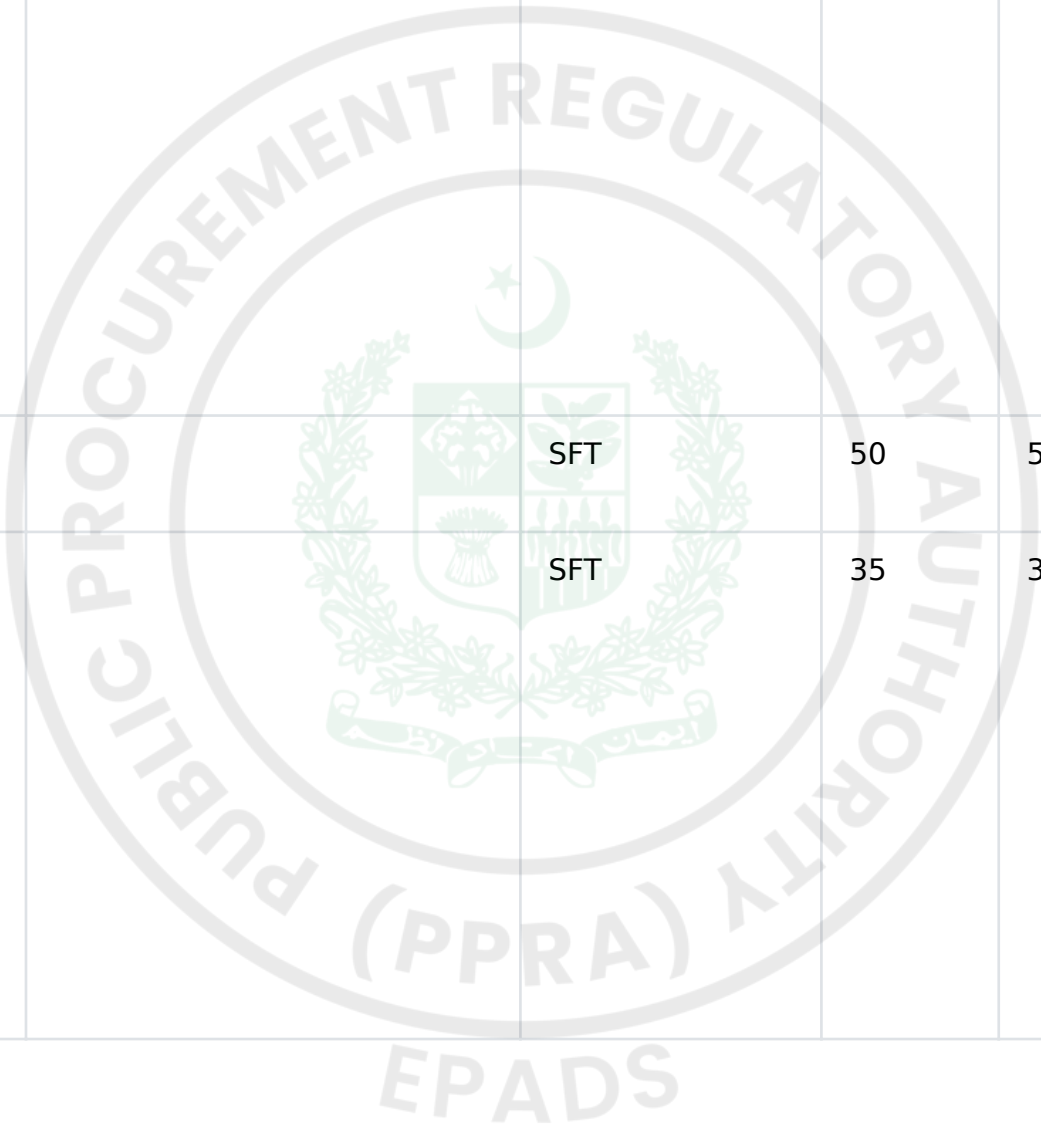
Sr. No	Ref. No.	Description	Unit	Qty	Rate	Amount
598		SUPPLY & INSTALLATION OF 1.0" THICK FIBER GLASS BALNKET INSULATION OF DENSITY 1.0 LBS/Ft3, HAVING FACTORY APPLIED FRK FACING PROTECTED WITH 8OZ CANVAS CLOTH COMPLETE WITH ADHESIVES, SEALERS AND PROTECTIONS, COMPLETE IN ALL RESPECT.	SFT	9500	293	2783500




Sr. No	Ref. No.	Description	Unit	Qty	Rate	Amount
599		SUPPLY AND & INSTALLATION OF 12 GAUGE THICK MS SHEET FLUE DUCT WITH 3" THICK ROCK WOOL INSULATION AND 26GAUGE G.I SHEET CLADDING FOR HOT WATER GENERATOR's EXHAUST OF SIZE DIA 12".	RFT	125	7475	934375
600		SUPPLY & INSTALATION OF AIR DEVICES AS SPECIFIED AND SCHEDULED				
601	SRAD	(SUPPLY ROUND AIR DIFFUSER) DIA 12"	NO	15	4928	73920
602	SD	(SWIRL DIFFUSER) DIA 16"	NO	175	4928	862400
603	SAD	(SUPPLY AIR DIFFUSER)	SFT	148	4691	694268

Sr. No	Ref. No.	Description	Unit	Qty	Rate	Amount
604	RAD	(RETURN AIR DIFFUSER)	SFT	135	4691	633285
605	EAD	(EXHAUST AIR DIFFUSER)	SFT	21	4928	103488
606	EAG	(EXHAUST AIR GRILLE)	SFT	90	4928	443520
607	SAG	(SUPPLY AIR GRILLE)	SFT	45	4806	216270
608	RAG	(RETURN AIR GRILLE)	SFT	10	4806	48060
609	RAL	(RETURN AIR LINEAR GRILL) 3" X 2 SLOTS X 3/4"	RFT	190	1890	359100
610	L	(Fresh/ Exhaust) Louver	SFT	165	4455	735075
611	SUPPLY & INSTALLATION OF 18 GAUGE GI SHEET DAMPERS AS SPECIFIED. COMPLETE IN ALL RESPECT.					
612	VCD (VOLUME CONTROL DAMPER)		SFT	125	5003	625375
613	FD (FIRE DAMPER) UL		SFT	95	5665	538175

Sr. No	Ref. No.	Description	Unit	Qty	Rate	Amount
614		SUPPLY & INSTALLATION OF GRAVITY SHUTTER TYPE DUCT MOUNTED NON RETURN DAMPERS AS SPECIFIED. COMPLETE IN ALL RESPECT				
615		NRD (NON RETURN DAMPER)	SFT	50	5003	250150
616		SUPPLY AND INSTALLATION OF 2" THICK WASH ABLE ALUMINUM MESH FILTERS OTHER THAN INSTALLED IN AHUS FABRICATED WITH MIN. 12 MESH LAYERS	SFT	35	3553	124355

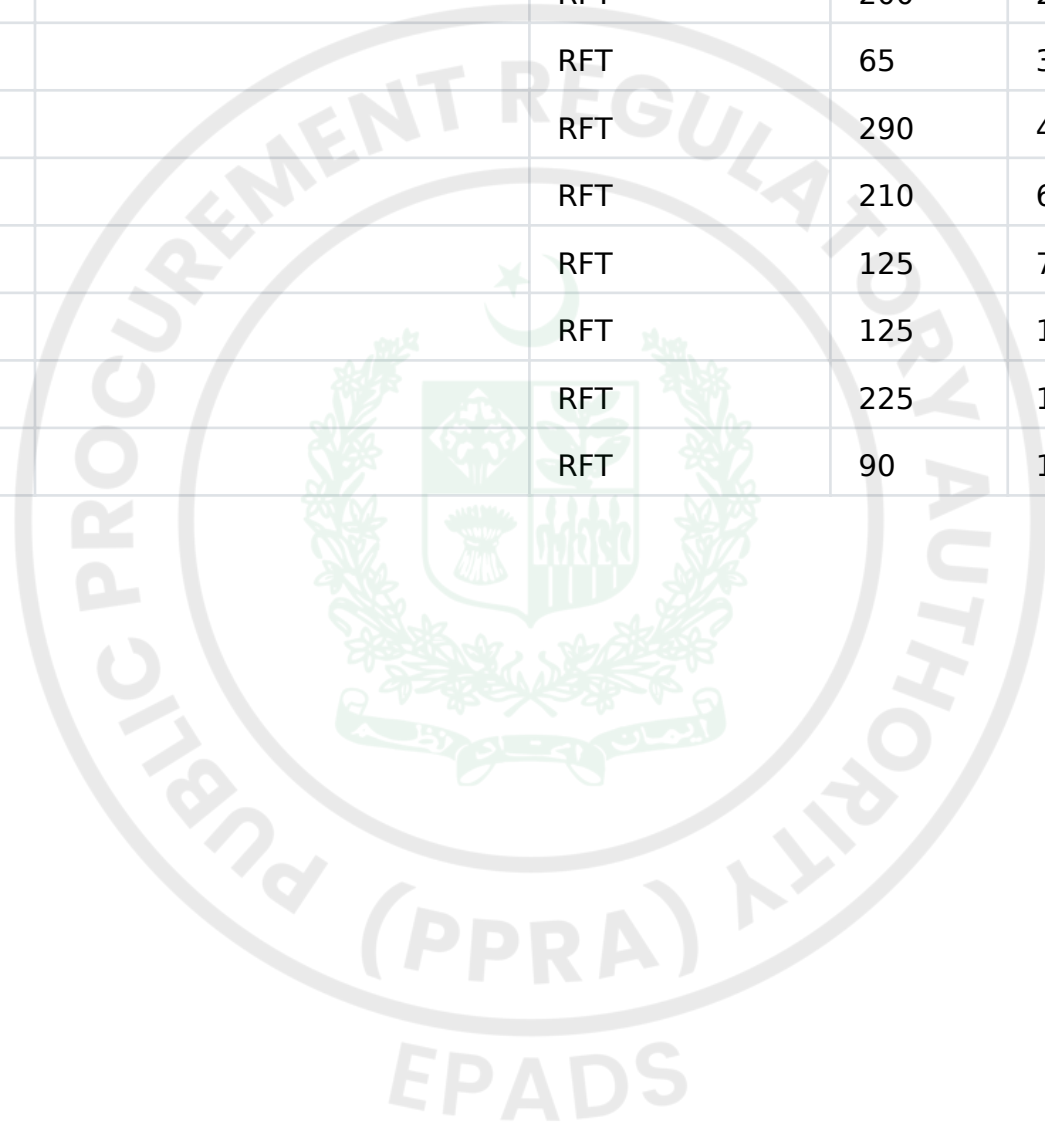


Sr. No	Ref. No.	Description	Unit	Qty	Rate	Amount
617		SUPPLY AND INSTALLATION OF GLASS FIBER SOUND LINER OF DENSITY 1.5 LBS/Ft3 COMPLETE WITH ADHESIVES & SEALERS	SFT	1500	290	435000
618		FLEXIBLE DUCT CONNECTORS 3" WIDE FACTORY FABRICATED WITH COATD WOVEN FABRIC AND GI COLLARS BOTH BY MEANS OF DOUBLE LOCK SEAM ON EACH SIDE	RFT	1225	508	622300



Sr. No	Ref. No.	Description	Unit	Qty	Rate	Amount
619		SUPPLY & INSTALLATION OF BLACK STEEL SEAMLESS SCHEDULED 40 PIPING & FITTINGS EXCLUDING VALVES AND STRAINERS INCLUDING HANGERS ANCHOR BOLTS FOR CHILLED WATER CIRCULATION.				
620		DIA 0.50 INCH	RFT	350	504	176400
621		DIA 0.75 INCH	RFT	1350	605	816750
622		DIA 1.00 INCH	RFT	550	814	447700
623		DIA 1.25 INCH	RFT	500	1008	504000
624		DIA 1.50 INCH	RFT	475	1225	581875
625		DIA 2.00 INCH	RFT	475	1535	729125

Sr. No	Ref. No.	Description	Unit	Qty	Rate	Amount
626	DIA 2.50 INCH		RFT	200	2441	488200
627	DIA 3.00 INCH		RFT	65	3139	204035
628	DIA 4.00 INCH		RFT	290	4410	1278900
629	DIA 5.00 INCH		RFT	210	6107	1282470
630	DIA 6.00 INCH		RFT	125	7711	963875
631	DIA 8.00 INCH		RFT	125	12710	1588750
632	DIA 10.00 INCH		RFT	225	12788	2877300
633	DIA 12.00 INCH		RFT	90	13222	1189980



Sr. No	Ref. No.	Description	Unit	Qty	Rate	Amount
634		SUPPLY & INSTALLTION OF PVC PIPING AND FITTINGS WITH 1/2" THICK JUMBOLON FOAM INSULATION AS SCHEDULED, EXCLUDING VALVES AND STRAINERS, INCLUDING HANGERS, ANCHOR BOLTS FOR CONDENSATE DRAIN WATER.				
635		DIA 0.75 INCH	RFT	1125	250	281250
636		DIA 1.00 INCH	RFT	650	297	193050
637		DIA 1.25 INCH	RFT	345	385	132825
638		DIA 2.00 INCH (CT DRAIN)	RFT	100	736	73600

Sr. No	Ref. No.	Description	Unit	Qty	Rate	Amount
639		SUPPLY & INSTALLATION OF ELASOMERIC/EPDM CLOSED CELL FM APPROVED FOAM TYPE INSULATION OF DENSITY 45-65 Kg/m3 AND THERMAL CONDUCTIVITY 0.035 W/M AT 24 DEG C OF CLASS-0 RATING, PROTECTED WITH FIRE RETARDENT TYPE HIGH DENSITY CLOSELY WOVEN SHINY FIBERGLASS CLOTH AS SPECIFIED BY MANUFACTURED COMPLETE WITH ADHESIVES AND SEALERS AS SPECIFIED & SCHEDULED FOR CHILLED WATER PIPING & FITTING				



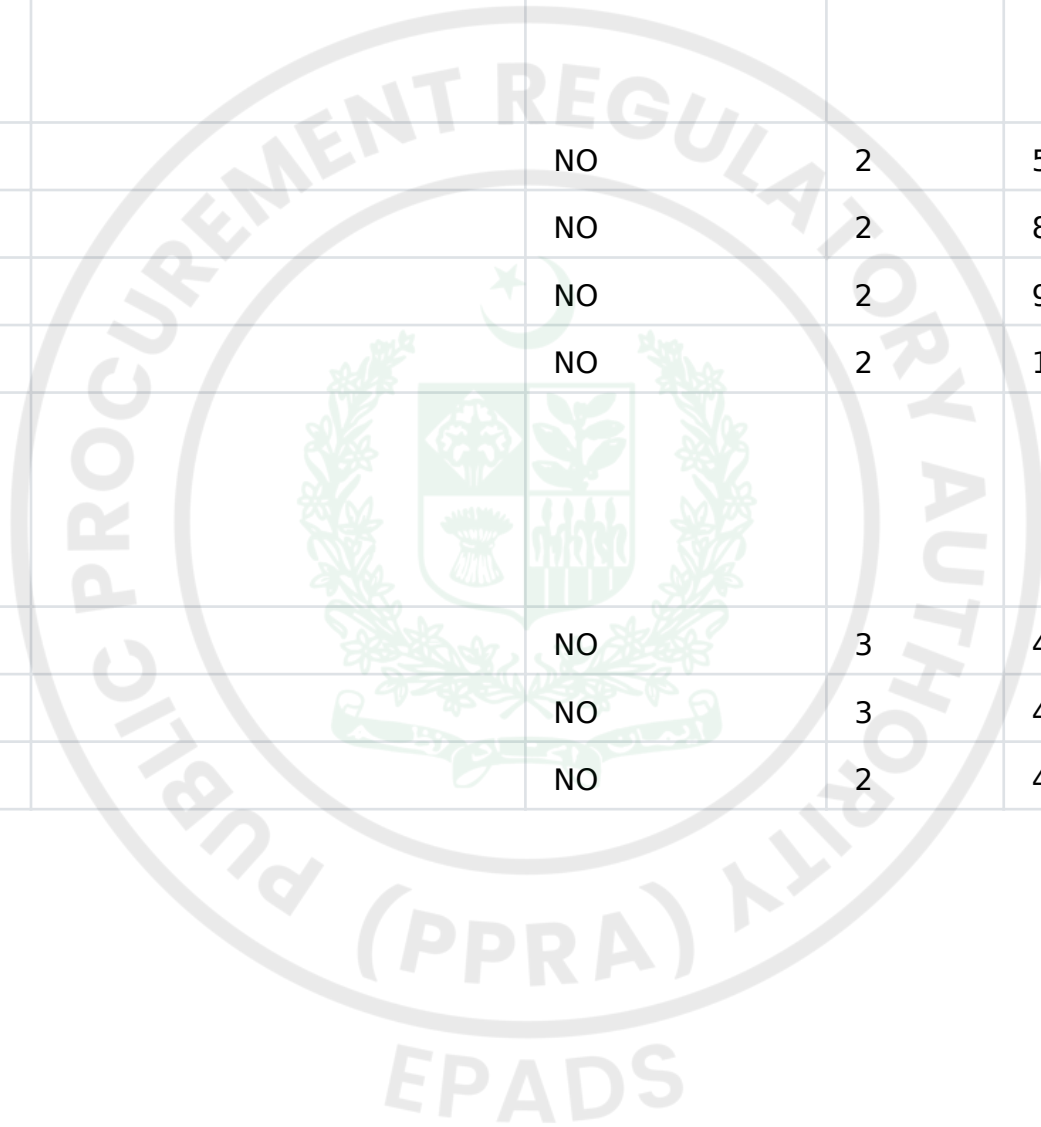
Sr. No	Ref. No.	Description	Unit	Qty	Rate	Amount
640	DIA 0.50 INCH		RFT	165	457	75405
641	DIA 0.75 INCH		RFT	1020	508	518160
642	DIA 1.00 INCH		RFT	650	558	362700
643	DIA 1.25 INCH		RFT	565	616	348040
644	DIA 1.50 INCH		RFT	375	725	271875
645	DIA 2.00 INCH		RFT	375	798	299250
646	DIA 2.50 INCH		RFT	145	1088	157760
647	DIA 3.00 INCH		RFT	68	1160	78880
648	DIA 4.00 INCH		RFT	375	1508	565500
649	DIA 5.00 INCH		RFT	265	1479	391935
650	DIA 6.00 INCH		RFT	100	1668	166800
651	DIA 8.00 INCH		RFT	45	2211	99495

Sr. No	Ref. No.	Description	Unit	Qty	Rate	Amount
652		SUPPLY & INSTALLATION OF 26-GAUGE G.I SHEET CLADDING OVER INSULATED CHILLED WATER PIPES & VALVES IN PLANT ROOM	SFT	1250	405	506250
653		SUPPLY AND INSTALLATION OF GATE VALVES.				
654		DIA 0.50 INCH	NO	20	4050	81000
655		DIA 0.75 INCH	NO	65	5333	346645
656		DIA 1.00 INCH	NO	15	7054	105810
657		DIA 1.25 INCH	NO	8	10463	83704
658		DIA 2.00 INCH	NO	10	23355	233550
659		SUPPLY AND INSTALLATION OF BUTTERFLY VALVES.				

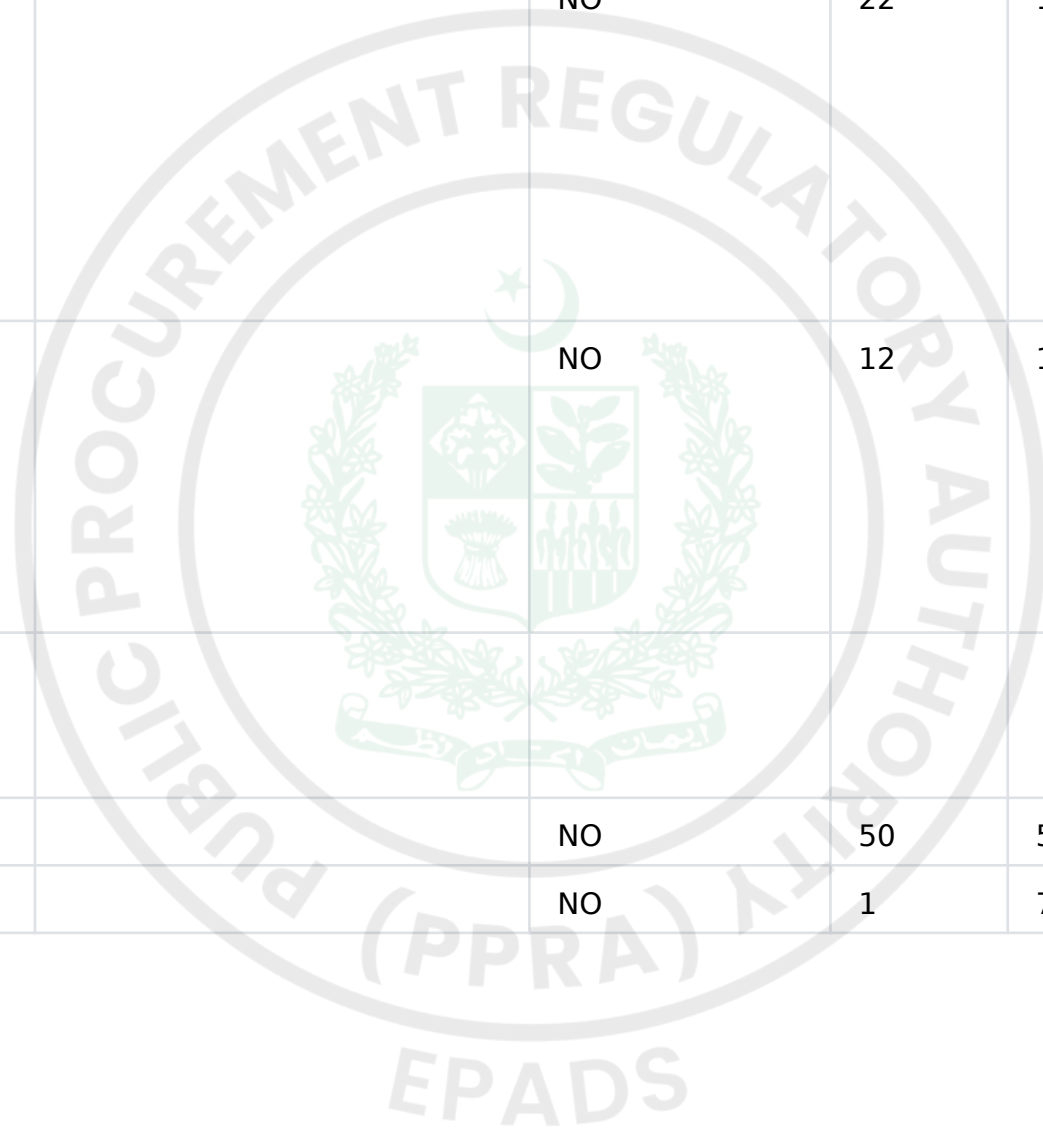
Sr. No	Ref. No.	Description	Unit	Qty	Rate	Amount
660		DIA 2.50 INCH	NO	8	25684	205472
661		DIA 3.00 INCH	NO	2	28961	57922
662		DIA 4.00 INCH	NO	1	36720	36720
663		DIA 5.00 INCH	NO	5	50355	251775
664		DIA 6.00 INCH	NO	6	57375	344250
665		DIA 8.00 INCH	NO	1	60075	60075
666		DIA 10.00 INCH	NO	2	66488	132976
667		DIA 12.00 INCH	NO	1	76579	76579
668		SUPPLY AND INSTALLATION OF BALANCING VALVES.				
669		DIA 0.50 INCH	NO	7	3861	27027
670		DIA 0.75 INCH	NO	20	5667	113340
671		DIA 1.00 INCH	NO	5	8026	40130
672		DIA 1.25 INCH	NO	2	11340	22680
673		DIA 2.00 INCH	NO	3	32805	98415
674		DIA 2.50 INCH	NO	4	42525	170100

Sr. No	Ref. No.	Description	Unit	Qty	Rate	Amount
675		DIA 3.00 INCH	NO	2	52650	105300
676		DIA 4.00 INCH	NO	4	69188	276752
677		DIA 5.00 INCH	NO	1	90315	90315
678		DIA 6.00 INCH	NO	1	129128	129128
679		DIA 8.00 INCH	NO	3	229500	688500
680		SUPPLY AND INSTALLATION OF STRAINERS.				
681		DIA 0.50 INCH	NO	8	3173	25384
682		DIA 0.75 INCH	NO	20	4566	91320
683		DIA 1.00 INCH	NO	5	6413	32065
684		DIA 1.25 INCH	NO	2	9477	18954
685		DIA 2.00 INCH	NO	3	20250	60750
686		DIA 2.50 INCH	NO	2	24030	48060
687		DIA 5.00 INCH	NO	2	62775	125550
688		DIA 6.00 INCH	NO	2	69930	139860
689		DIA 8.00 INCH	NO	2	75938	151876


Sr. No	Ref. No.	Description	Unit	Qty	Rate	Amount
690		SUPPLY AND INSTALLATION OF CHECK VALVE				
691		DIA 1.00 INCH	NO	2	5569	11138
692		DIA 5.00 INCH	NO	2	80325	160650
693		DIA 6.00 INCH	NO	2	97200	194400
694		DIA 8.00 INCH	NO	2	138645	277290
695		SUPPLY AND INSTALLATION OF PIPE FLEXIBLE CONNECTORS.				
696		DIA 5.00 INCH	NO	3	43470	130410
697		DIA 6.00 INCH	NO	3	46575	139725
698		DIA 8.00 INCH	NO	2	49140	98280



Sr. No	Ref. No.	Description	Unit	Qty	Rate	Amount
699		SUPPLY & INSTALLATION OF PRESSURE GAUGES COMPLETE WITH SIPHON & GAUGE COCK	NO	22	11800	259600
700		SUPPLY AND INSTALLATION OF PIPE LINE THERMOMETERS COMPLETE WITH THERMOWELLS	NO	12	15255	183060
701		SUPPLY AND INSTALLATION OF DRAIN COCKS.				
702		DIA 0.75 INCH	NO	50	5567	278350
703		DIA 1.00 INCH	NO	1	7088	7088

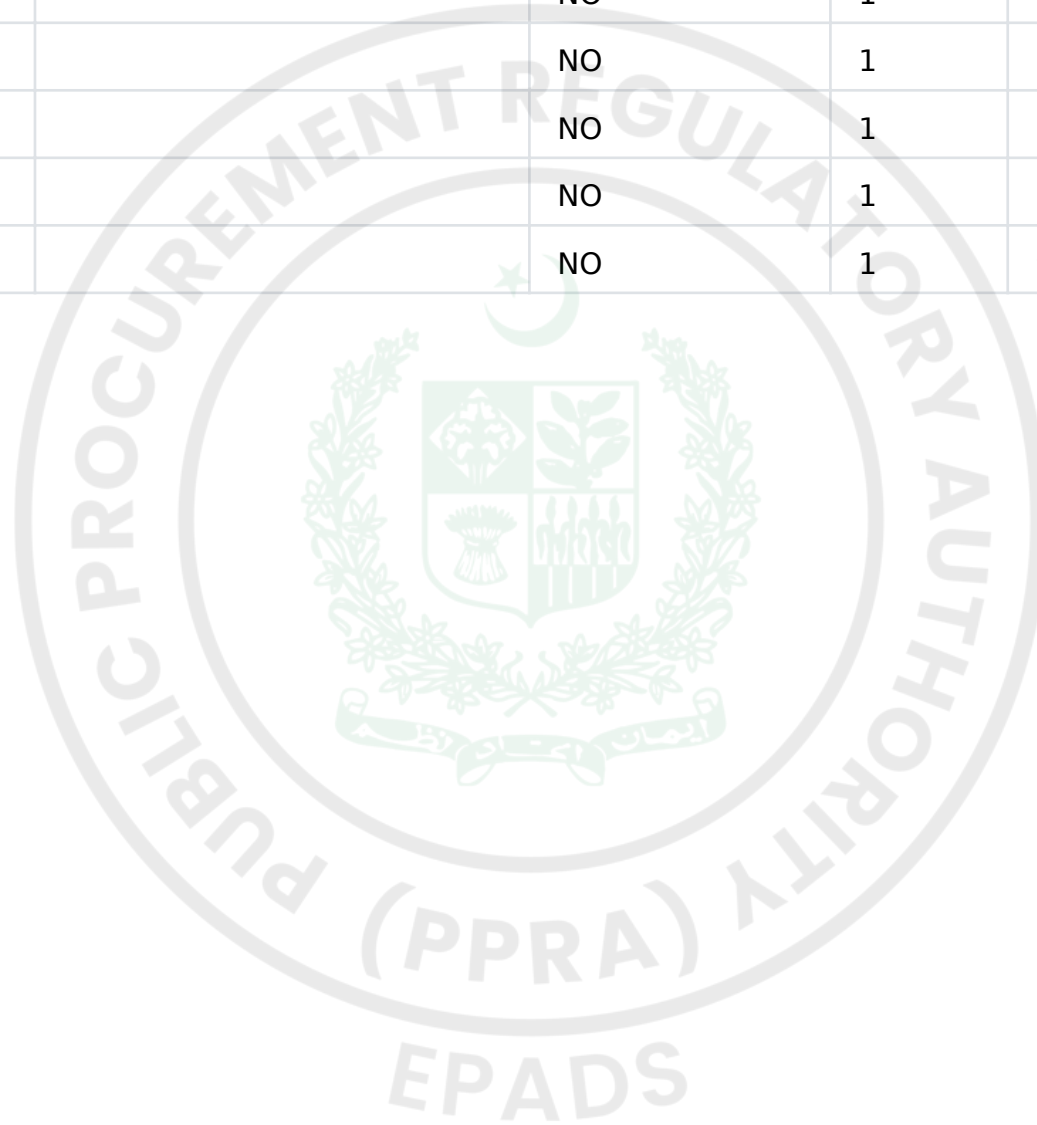


Sr. No	Ref. No.	Description	Unit	Qty	Rate	Amount
704		SUPPLY AND INSTALLATION OF ISOLATION BALL VALVE.				
705		DIA 2.00 INCH	NO	1	29160	29160
706		SUPPLY AND INSTALLATION OF AIR VENTS				
707		AUTOMATIC	NO	9	12393	111537
708		SUPPLY AND INSTALLATION OF AIR PRESSURE REDUCING VALVE				
709		DIA 1.00 INCH	NO	2	74858	149716
710		SUPPLY AND INSTALLATION OF AIR PRESSURE RELIEFE VALVE				
711		DIA 1.25 INCH	NO	2	99765	199530




Sr. No	Ref. No.	Description	Unit	Qty	Rate	Amount
712		SUPPLY AND INSTALLATION OF GAS PRESSURE REGULATOR	NO	1	101858	101858
713		SUPPLY AND INSTALLATION OF ELECTRICAL WORKS AS SPECIFIED AND AS SHOWN ON DRAWINGS				
714	a)	SUPPLY & INSTALLATION OF ELECTRICAL PANELS				
715	MCC-1		NO	1	1674750	1674750
716	MCC-2		NO	1	1558750	1558750
717	ACP-1		NO	1	144275	144275
718	ACP-2		NO	1	152250	152250
719	ACP-3		NO	1	144275	144275
720	ACP-4		NO	1	171100	171100
721	ACP-5		NO	1	323350	323350

Sr. No	Ref. No.	Description	Unit	Qty	Rate	Amount
722	ACP-6		NO	1	144710	144710
723	ACP-7		NO	1	141230	141230
724	ACP-8		NO	1	161675	161675
725	ACP-9		NO	1	138475	138475
726	ACP-10		NO	1	93235	93235



Sr. No	Ref. No.	Description	Unit	Qty	Rate	Amount
727		SUPPLY & INSTALLATION OF POWER CABLES FROM ATS (AUTO TRANSFER SOURCE) PANEL IN "ELECTRICAL PANEL ROOM" AT BASEMENT-2 TO MCC-1 & MCC-2 IN HVAC PLANT ROOM, COMPLETE WITH G.I TRUCNH, HANGING, LUGS, GLANDS, ACCESSORIES & TERMINATIONS, COMPLETE IN ALL RESPECT.				
728		300 mm ² - 3 Core	RFT	850	12071	10260350
729		120 mm ² - 1 Core	RFT	850	1740	1479000
730		70 mm ² - 1 Core	RFT	450	1037	466650

Sr. No	Ref. No.	Description	Unit	Qty	Rate	Amount
731		SUPPLY & INSTALLATION OF TRUNKING OF G.I SHEET (US GAUGE-16) FOR MAIN POWER CABLES FROM ATS TO MCC-1 & MCC-2 WITH HANGING ARRANGEMENT, COMPLETE IN ALL RESPECT.				
732	18" X 3"		RFT	245	2163	529935




Sr. No	Ref. No.	Description	Unit	Qty	Rate	Amount
733		INSTALLATION OF BMS TEMPERATURE & AUTOCONTROL WITH CONTROL VALVES (2-WAY), ACTUATORS, SENSORS AND CONTROLERS FOR AHUs SHOWN ON DRAWING COMPLETE WITH CONDUITING AND WIRING.	NO	3	195025	585075



Sr. No	Ref. No.	Description	Unit	Qty	Rate	Amount
734		INSTALLATION OF BMS TEMPERATURE & AUTOCONTROL FOR HVAC PLANT ROOM AND COOLING TOWERS, COMPLETE WITH MOTORIZED VALVES, ACTUATORS, SENSORS, CONTROLER, SOFTWARE (LIFETIME LICENCED), COMPUTER & PRINTER INCLUDING SUPERVISORY CONTROL, AS SHOWN ON DRAWING.	NO	1	1312250	1312250



Sr. No	Ref. No.	Description	Unit	Qty	Rate	Amount
735		INSTALLATION OF BMS TEMPERATURE & AUTOCONTROL WITH SENSORS AND CONTROLERS FOR DSAC's SHOWN ON DRAWING.	NO	2	232435	464870
736		INSTALLATION OF BMS CONTROL FOR PARKING VENTILATION FANS AT BASEMENTS WITH CARBON MONOXIDE (CO) SENSORS AS SHOWN ON DRAWING, COMPLETE WITH CONDUITING AND WIRING.	LOT	1	703250	703250



Sr. No	Ref. No.	Description	Unit	Qty	Rate	Amount
737		PERFORMANCE TEST OF ONE CHILLER AND PRESHIPMENT INSPECTION OF ALL AHUs AT MANUFACTURER FACILITIES IN THE PRESENCE OF EMPLOYER, CONSULTANT, CONTRACTOR & MANUFACTURER, AS SPECIFIED IN TECHNICAL SPECIFICATIONS CLAUSE NO. 41	JOB	1	1250000	1250000



Sr. No	Ref. No.	Description	Unit	Qty	Rate	Amount
738		NOTE: PERFORMANCE TEST OF CHILLER SHALL BE CONDUCTED AT 100% LOAD AND CONDITIONS SPECIFIED IN EQUIPMENT SCHEDULE, REPORTS SHALL BE SUBMITTED DIRECTLY BY MANUFACTURER.				



Sr. No	Ref. No.	Description	Unit	Qty	Rate	Amount
739		OPERATION & MAINTENANCE FOR 1 YEAR PERIOD AFTER ISSUENCE OF SUBSTANTIAL COMPLETION CERTIFICATE, AS SPECIFIED IN TECHNICAL SPECIFICATIONS CLAUSE NO. 39	LOT	1	9000000	9000000
740		PAINTING & EQUIPMENT IDENTIFICATION	LOT	1	1125000	1125000
741		INSPECTION, TESTING COMMISSION AND AIR/WATER BALANCING	LOT	1	1875000	1875000
742		SHOP AND AS-BUILT DRAWINGS	LOT	1	1250000	1250000

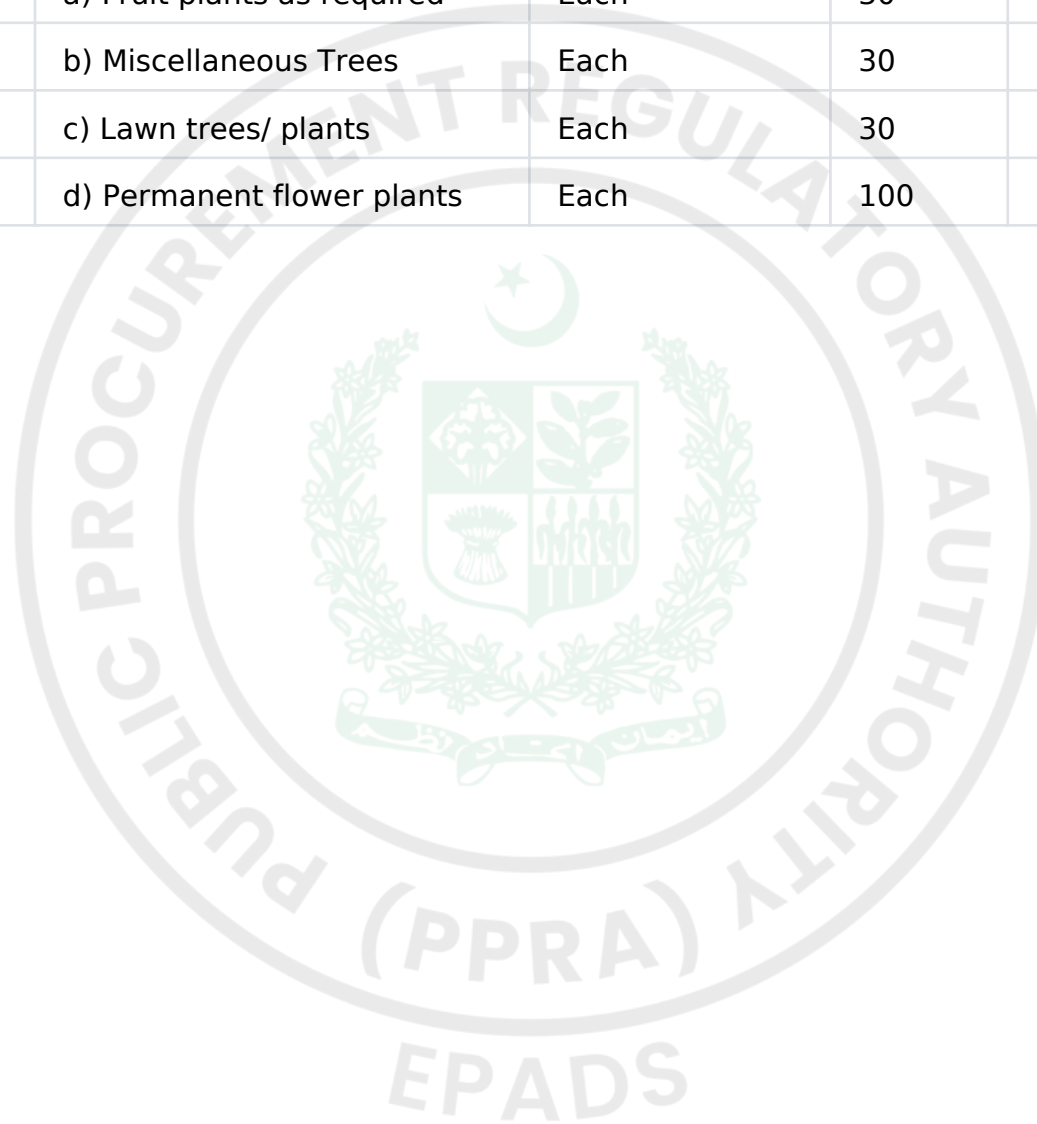
Sr. No	Ref. No.	Description	Unit	Qty	Rate	Amount
743		CIVIL WORKS RELATED HVAC EQUIPMENT FOUNDATIONS CUTTING OF WALLS/SLAB, PATCHING, PLASTERING & FINISHING AND COORDINATION WITH OTHERS.	LOT	1	3500000	3500000
744		Excavation or cutting of earth to required gradient for Horticulture and land scarping in any kinds of soil and disposal of surplus excavated stuff outside the limit as per drawing and instructions of the Engineer In-charge.	Sqm	500	175	87500

Sr. No	Ref. No.	Description	Unit	Qty	Rate	Amount
745		Supply, stacking and dressing of approved garden soil (sweet earth) from approved source free from salt, pebbles and grass roots etc including all leads & lifts, complete in all respects as per drawings and instructions of the Engineer In-charge.	Cum	150	1155	173250
746		Supply, stacking and spreading of approved cowding manure from approved source free from pebbles and grass roots etc including all leads & lifts, complete in all respects as per drawings and instructions of the Engineer In-charge.	Sqm	1000	165	165000

Sr. No	Ref. No.	Description	Unit	Qty	Rate	Amount
747		Supply of american grass including all leads an lifts and grassing fine by dibbling grass roots including watering, weeding till such time the grass is set and becomes green and is fit for removing complete in all respects as per drawings and instructions of the Engineer In-charge.	Sqm	850	390	331500
748		Supply of approved INDOOR PLANTS including clay pot ,all leads an lifts etc complete in all respects and instructions of the Engineer In-charge.	Each	100	5500	550000

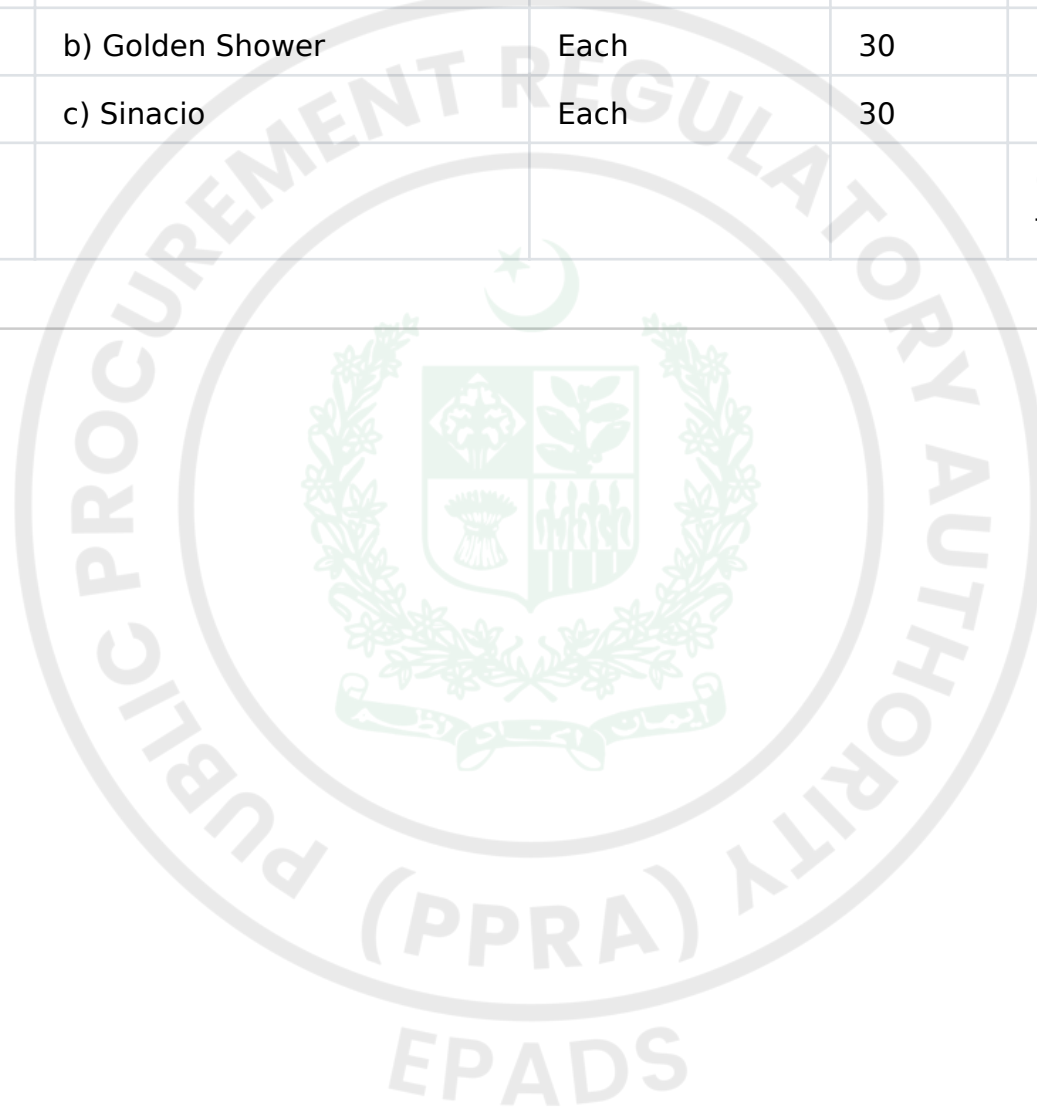
Sr. No	Ref. No.	Description	Unit	Qty	Rate	Amount
749		<p>Providing & Planting a Tree incl preparing a Tree Pit (size 900mm. X 900 mm. X 900mm.) by excavation, termite treatment in form of 20ml of any approved anti termite per plant on the walls & base of the pit,filling the pit with compost (ratio 1 manure : 3 sweet earth: 1 sand by volume) , transportation and mixing of soil improvement nutrients as required in all pits , DAP, Urea, etc. as per good horticultural practices, flooding with water at least 20 ltr. Per plant , dressing ,removal of rubbish & surplus earth if any with all leads & lifts, all locations specified. Maintenance of plants for a period of 24 months, replacement of any dead & sickly plants in this period, spraying of insecticides as required and complete in all respects as per botanical</p>				

Sr. No	Ref. No.	Description	Unit	Qty	Rate	Amount
750		a) Fruit plants as required	Each	30	2500	75000
751		b) Miscellaneous Trees	Each	30	2500	75000
752		c) Lawn trees/ plants	Each	30	2500	75000
753		d) Permanent flower plants	Each	100	2500	250000



Sr. No	Ref. No.	Description	Unit	Qty	Rate	Amount
754		<p>Providing & planting a Shrub incl preparing a Shrub Pit (size 450mm. X 450 mm. X 450mm.) by excavation, termite treatment in form of 15 ml of any approved anti termite per plant on the walls & base of the pit, filling the pit with compost. (ratio 1 manure : 3 sweet earth : 1 sand by volume) , DAP, Urea, transportation and mixing of soil as required in all pits, flooding with water at least 15 ltr. Per plant , dressing , removal of rubbish & surplus earth if any with all leads & lifts, planting in full and final location specified, maintenance of plants for a period of 24 months, replacement of any dead & sickly plants in this period, spraying of insecticides as required, as per botanical name & specification mentioned hereunder, complete in all respects as per drawings and instructions</p>				

Sr. No	Ref. No.	Description	Unit	Qty	Rate	Amount
755		a) Rangoon Creeper Double	Each	30	2500	75000
756		b) Golden Shower	Each	30	2500	75000
757		c) Sinacio	Each	30	2500	75000
					GRAND TOTAL:	Rs1,846,842,456.83



Scope of Work

- Civil Works: Buildings
- Water Supply and Sanitary Installation
- External Development Works (Infrastructure)
- Fire Fighting Works.
- Electro/ Mechanical
- HorticultureWorks



Price Schedule

For Individual Jobs

#	Job Title	Quantity	Unit Price (PKR)	Total Price (PKR)	Delivery Location	Delivery Period / Year	Country of Origin
1							
2							

For Lots

#	Lot Title	Total Lot Price (PKR)	Country of Origin
1	[Lot 1 Title]		





General Conditions of Contract

Red Book:

© FIDIC 2017. All rights reserved.

The Conditions of Contract are the “General Conditions” which form part of the “Conditions of Contract for Construction for Building and Engineering Works Designed by the Employer (“Red book”) Second edition 2017” published by the Federation Internationale Des Ingenieurs – Conseils (FIDIC) and the following “Particular Conditions” which shall complement the General Conditions of the Contract.

The successful Bidder, upon contract award, shall be required to furnish two (02) copies of aforementioned “General Conditions” for incorporation in the Works Contract.

International Federation of Consulting Engineers (FIDIC) FIDIC

Bookshop – Box- 311 – CH – 1215 Geneva 15, Switzerland


Fax: +41 22 799 49 054

Telephone: [+41 22 568 0500](tel:+41225680500)

E-mail: fidic@fidic.org

Website: www.fidic.org

FIDIC code: ISBN13: 978-2-88432-084-9





Special Conditions of Contract

PARTICULAR CONDITIONS OF CONTRACT (PCC)

Particular Conditions

(Mandatory Provisions not to be amended/substituted)

The Particular Conditions (PCC) complement the General Conditions (GCC) to specify dates, contractual requirements, and special circumstances related to the Works. The PCC consists of two parts, Part A - Contract Data and Part B - Special Provisions. The provisions to be found in the Special Provisions (Particular Conditions - Part B) take precedence over the equivalent provisions found under the same Sub-Clause number(s) in the General Conditions, and the provisions of the Contract Data (Particular Conditions - Part A) take precedence over the Special Provisions (Particular Conditions - Part B).

PART A - Contract Data

Sub-Clause 1.1.27

Defects Notification Period (DNP): **365** Days

Sub-Clause 1.1.31

Employer's name & address: **Capital Development Authority (Works Directorate), Dy. Director (Works-II), CDA Office # 26, 1st Floor, Block-III, P&C Wing, CDA.**

Sub-Clause 1.1.35

Engineer's name & address: Concerned Member

Block Number IV CDA Secretariate G-7/4 Islamabad

Sub-Clause 1.1.84

Time for Completion: **735** days for whole of the works

Sub-Clause 1.3 (a)(ii)

Agreed method of electronic transmission: Agreed

The Electronic Transmission Methods are Epads version 2.0

Sub-Clause 1.3 (d)

Address of Employer for Communications: **Office # 26, 1st Floor, Block-III, P&C Wing, CDA.**

Address of Engineer for Communications:

Block Number IV CDA Secretariate G-7/4 Islamabad

Address of Contractor for Communications: -----

Sub-Clause 1.4

Contract shall be governed by the law of: **Islamic Republic of Pakistan**

Ruling language: **English**

Language for communications: **English**

Sub-Clause 2.1

After receiving the Letter of Acceptance, the Contractor shall be given right of access to all or part of the Site within: **14** days after Commencement Date

Sub-Clause 2.4

Employer's financial arrangements:

PSDP

Sub-Clause 3.2 (e)(ii)

Engineer's Duties and Authority: **Variation resulting in an increase of the Accepted Contract Amount in excess of one percent (1%) subject to accumulative Variations not exceeding five percent (5%) of the Accepted Contract Amount**

Sub-Clause 4.2

Performance Security (as percentage of the Accepted Contract Amount in Currencies): 10.00%

Form of Performance Guarantee: **Bank Guarantee**

Sub-Clause 4.2.1

List of Insurance Companies:

Only NICL

Sub-Clause 4.7.2

period for notification of errors in the items of reference: **Twenty Eight (28) days**

Sub-Clause 4.19

Period of payment for temporary utilities: **Each Month**

Sub-Clause 5.1 (a)

Maximum allowable accumulated value of work subcontracted (as a percentage of the Accepted Contract Amount): **Nil %**

Sub-Clause 5.1 (b)

Parts of the Works for which subcontracting is not permitted: Nil

Sub-Clause 6.5

Normal working hours on the Site: **8**

Sub-Clause 8.3

Number of additional paper copies of programmes: **3**

Sub-Clause 8.8 & 14.15(b)

Delay Damages payable for each day of delay **0.10%** of the Accepted Contract Amount for delay in completion of whole of the Works

Sub-Clause 8.8

Maximum amount of Delay Damages **10.00 %** of the Accepted Contract Amount

Sub-Clause 8.14

Applicability of Incentives for Early Completion **No**

Sub-Clause 12.3

Percentage profit (Not more than 10%): **Nil**

Sub-Clause 13.4.(b)(ii)

Percentage rate to be applied to Provisional Sums for overhead charges and profit: **Twenty Five percent (25%)**

Sub-Clause 14.2

Total Advance Payment: **Fifteen percent (15%) of the Accepted Contract Amount excluding Provisional Sums payable in the currencies and proportions in which the Accepted Contract Amount is payable**

Sub-Clause 14.2.1

Advance Payment Insurance **Allowed**

only bank guarantee duly issue from schedules bank of pakistan

Sub-Clause 14.2.3

Percentage deductions for the repayment of the Advance Payment: Deduction shall be made at the amortization rate of 17.5 % of the value of the Works executed of each IPC as provided in paragraph (i) of Sub-Clause GCC 14.3, starting from 2nd IPC provided that the advance payment shall be completely repaid prior to the time when 90% of the Accepted Contract Amount less Provisional Sums has been certified for payment. It may be more than 17.5% in the last instalment to ensure full repayment.

Sub-Clause 14.3

Period of payment **One Month**

Sub-Clause 14.3(b)

Number of additional paper copies of Statements: **3**

Sub-Clause 14.3 (iii)

Percentage of retention: **Seven percent (7%)**

Sub-Clause 14.3 (iii)

Limit of Retention Money (as a percentage of the Accepted Contract Amount): **Five percent (5%)**

Sub-Clause 14.5(b)(i)

Plant and Materials for payment when shipped: **Plant and Materials under Bill of “Imported Plant and Materials”**

Imported Plants and Materials

Not applicable

Sub-Clause 14.5(c)(i)

Plant and Materials for payment when delivered to the Site: Plant and Non Perishable Materials

Plants and Materials Onsite

Not applicable

Sub-Clause 14.6.2

Minimum amount of Interim Payment Certificate (IPC): **Yes**

The Minimum Amount IPC is 15000000

[Employer to give value not exceeding one fifth of the average expected value of Interim Payment Certificate]

Sub-Clause 14.7(a)

Period of payment of Advance Payment to the Contractor: **14 days**

Sub-Clause 14.7b(i)

Period for the Employer to make interim payments to the Contractor under Sub-Clause 14.6: **28** days

Sub-Clause 14.7b(ii)

Period for the Employer to make interim payments to the Contractor under Sub-Clause 14.13 (Final Payment): **28** days

Sub-Clause 14.7(c)

Period for the Employer to make final payment to the Contractor: **56** days

Sub-Clause 14.8

Financing charges for delayed payment Local Currency (PKR):

6-Month KIBOR (Offer) +3% per annum.

Foreign Currency:

USD

6-Month SOFR (Secured Overnight Financing Rate for USD) +1% per annum.

EURO

6-Month EURIBOR (EURO Interbank Offered Rate for EURO) +1% per annum.

Others

Appropriate rates +1% (for other foreign currencies, Ref. Schedule-A, A-4 to Bid).

Sub-Clause 14.11.1(b)

Number of additional paper copies of draft Final Statements: **3**

[insert number of copies say six (06)]

Sub-Clause 14.15

Currencies of payment of Contract Price: **as stated in the Table Schedule of Adjustment Data of Schedule A (if Given)**

Sub-Clause 14.15(a)(i)

Proportions or amounts of Local and Foreign currencies: **as stated in the Table Schedule of Adjustment Data of Schedule A (if Given)**

Sub-Clause 14.15(c)

Currencies and proportions for payment of Delay Damages: **as stated in the Table Schedule of Adjustment Data of Schedule A (if Given)**

Sub-Clause 14.15(f)

rates of exchange: **as stated in the Table IV of Schedule A (If Given)**

Sub-Clause 17.2(d)

Forces of nature, the risks of which are allocated to the Contractor: **Nil**

Sub-Clause 19.1

Permitted deductible limits:

- i) insurance required for the Works: **Ten percent (10%) of loss amount on each & every loss**
- ii) insurance required for Goods: **Nil**
- iii) insurance required for liability for breach of professional duty: **Nil**
- iv) insurance required against liability for fitness for purpose (if any is required): **Nil**
- v) insurance required for injury to persons and damage to property: **Nil**
- vi) insurance required for injury to employees: **Nil**
- vii) other insurances required by Laws and by local practice : **Nil**

Periods for submission of insurance:

- a) evidence of insurance: Not later than the Commencement Date
- b) relevant policies: Within twenty eight (28) day from the Commencement Date

Sub-Clause 19.2.1(b)

Additional amount to be insured (as a percentage of the replacement value): 15% of the replacement value (Accepted Contract Amount)

Sub-Clause 19.2.2

Extent of insurance required for Goods: From Ex-Works (i.e., works, factory, warehouse, etc) to delivery at the Site

Amount of insurance required for Goods: Full replacement value

Sub-Clause 19.2.3(a)

Amount of insurance required for liability for breach of professional duty: Full replacement value of the Works to be designed by the Contractor

Sub-Clause 19.2.3(b)

Insurance required against liability for fitness for purpose: **Yes**

Sub-Clause 19.2.3

Period of insurance required for liability for breach of professional duty: Until the date of issuance of Performance Certificate

Sub-Clause 19.2.4

Amount of insurance required for injury to persons and damage to property: Injury to person and Fatal case: in accordance with Workmen Compensation Act

Damage to Property: The Amount of Insurance Required for Person Injury is 2000000

The Amount of Insurance Required for Damage to Property is 5000000 as per his assessment of the adjoining property(ies) other than the Works] without limit to the number of incidents

Sub-Clause 19.2.6

Other insurances required by Laws and by local practice: All insurances as applicable, to the extent of execution of the project, under Federal and Provincial laws of Islamic Republic of Pakistan

Sub-Clause 21.1

Time for appointment of the DAAB: Within 28 days from the Commencement Date.

In case the Accepted Contract Amount is lesser than PKR one (01) billion, appointment of the DAAB shall be made when Dispute arises between the Parties.

Sub-Clause 21.1

The DAAB shall comprise 3

[insert either “a sole Member” or “Three Members”]

[For a Contract estimated to cost above PKR 2.5billion, the DAAB shall comprise of three members. For a Contract estimated to cost between PKR1billion and PKR2.5billion, the DAAB may comprise of three members or a sole member. For a Contract estimated to cost less than PKR1billion, a sole member is recommended.]

Sub-Clause 21.1

List of proposed members of DAAB

- proposed by Employer

Dr. Shahid Mehmood

- proposed by Contractor

[to be inserted at the time of signing of the Contract]

1. _____

2. _____

3. _____

Sub-Clause 21.2

Appointing entity (official) for DAAB members Managing Director Public Procurement Regulatory Authority (PPRA) or Chairman Pakistan Engineering Council (PEC) from the list of PEC approved arbitrators published at its website

Sub-Clause 21.6

Rules of Arbitration: PEC Rules of Conciliation and Arbitration or Pakistan Arbitration Act of 1940, if the former is inactive.

The place of Arbitration shall be in the Employer's country: **Islamabad , Pakistan**

[Insert name of city]

Particular Conditions

PartB - Special Provisions

1.1 Definitions

1.1.76 "Specification"

Following is added at the end:

"and consists of two parts i.e.,

- i) "Part A - Specific Provisions"; and
- ii) "Part B - Technical Provisions".

1.2 Interpretation

"and" is deleted from the end of sub-paragraph (i) and added at the end of sub-paragraph (j).

Sub-paragraph (k) is added:

"(k) The word "tender" is synonymous with "bid" the word tenderer with "bidder", the words "tender documents" with "bidding documents" and "Schedule of Prices" with "Bill of Quantities", as applicable."

1.5 Priority of Documents The documents listed at (a) through (k) of this Sub-Clause are deleted and substituted with the following:

- (a) the Contract Agreement;
- (b) the Letter of Acceptance;
- (c) the Letter of Bid;
- (d) the Particular Conditions Part A - Contract Data;
- (e) the Particular Conditions Part B - SpecialProvisions;
- (f) the General Conditions;
- (g) the Specification Part A - SpecificProvisions;
- (h) the Specification Part B- Technical Provisions;
- (i) the Drawings;
- (j) the completed Schedules to Bid includingBillof Quantities;
- (k) the JV Undertaking (if the Contractor is a JV); and

(l) any other documents forming part of the Contract.

The addenda/corrigenda, if any, shall be deemed to have been incorporated at the appropriate places in the documents forming the Contract.

1.6 Contract Agreement

In the last line of the 1st paragraph the text “shall be borne by the Employer” is substituted by “shall be reimbursed by the Employer to the Contractor”.

3.1 The Engineer

In sub-paragraph (a) the text “as defined in the Pakistan Engineering Council Act, 1975 (Act No.V of 1976)” are added after the words “professional engineer”.

3.2 Engineer’s Duties and Authority

The Engineer shall obtain the consent in writing of the Employer before taking action under the following Sub-Clauses of these Conditions:

- (a) Consenting to the subcontracting of any part of the Works under Sub-Clause 5.1 [Subcontractors]
- (b) Any action under Sub-Clauses 8.9 [Employer’s Suspension] and 8.12 [Prolonged Suspension]
- (c) Issuance of “Taking Over Certificate” under Sub-Clause 10.1 [Taking Over the Works and Sections].
- (d) Issuing the “Performance Certificate” under Sub-Clause 11.9 [Performance Certificate].
- (e) Sub-Clause 13.1 [Right to Vary]: instructing a Variation, except;
 - (i) in an emergency situation as determined by the Engineer, or
 - (ii) if such a Variation would increase the Accepted Contract Amount by less than the percentage specified in the Contract Data.
- (f) Sub-Clause 13.3 [Variation Procedure]: approving a proposal for Variation submitted by the Contractor in accordance with Sub-Clause 13.3.2 [Variation by Request for Proposal] or 13.2 [Value Engineering].
- (g) Certifying release of second half of the Retention Money under Sub-Clause 14.9 [Release of Retention Money].
- (h) Issuing Final Payment Certificate under Sub-Clause 14.13 [Issue of FPC].
- (i)

Issue of FPC Sub Clauses

Determination

*[insert Sub-Clause number (not Sub-Clause 3.7 [Agreement or Determination])]

Any such requirement shall not be applied to any action by the Engineer under Sub-Clause 3.7 [Agreement or Determination], as stated in Sub-Clause 3.2 [Engineer’s Duties and Authority] of the General Conditions. Notwithstanding the obligation, as set out above, to obtain approval, if, in the opinion of the Engineer, an emergency occurs affecting the safety of life or of the Works or of adjoining property, he may, without relieving the Contractor of any of his duties and responsibility under the Contract, instruct the Contractor to execute all such work or to do all such things as may, in the opinion of the Engineer, be necessary to abate or reduce the risk. The Contractor shall forthwith comply, despite the absence of approval of the Employer, with any such instruction of the Engineer. The Engineer shall determine an addition to the Contract Price, in respect of such instruction, in accordance with Clause 13 and shall notify the Contractor accordingly, with a copy to the Employer.

Following is added after the words “the Employer’s consent is required” in 4th paragraph: “stating that the Employer’s consent has been obtained for that specified authority”

4.2 Performance Security

4.2.1 Contractor's Obligations

The entity issuing the Performance Security and its form shall be as under:

The Performance Security shall be, at the option of the Contractor, issued in the prescribed form included in the Bidding Documents, by (a) a Scheduled Bank in Pakistan or (b) a foreign bank duly counter-guaranteed by a Scheduled Bank in Pakistan or (c) an Insurance Company listed in the Contract Data and rated by PACRA/VIS of ratings provided in Table below:

Accepted Contract Amount (In Eq. PKR million) Minimum Rating of Insurance Companies

Up to 1000 A (+)

1001 to no limit AA

In case of Joint Venture, the Performance Security shall be in the name of the Joint Venture or in the name of Lead/either firm of the JV or in ratio of shares of the individual JV partners.

Following paragraph is added at the end of this Sub-Clause:

“The amount of Performance Security shall be reduced to 50% following issue of the Taking-Over Certificate for the whole of the Works under Clause 10 of Conditions of Contract.”

4.3 Contractor's Representative

In second paragraph the text “professional engineer as defined in the Pakistan Engineering Council Act, 1975 (Act No. V of 1976) (having temporary licence in case of foreign engineer under Section 12 of the Pakistan Engineering Council Act, 1975 (Act No. V of 1976)” are added after the words “qualified, experienced”.

In the 3rd paragraph the words “28 days” are substituted by “14 days”. In 2nd line of 4th paragraph the text “or appoint a replacement” is substituted by “except appointment of a suitable temporary replacement is deployed at the Site”

4.4 Contractor's Documents

4.4.2 As-Built Records

First paragraph is deleted and the text in the last paragraph is substituted with the following:

“The Contractor shall furnish to the Engineer 6 copies, one reproducible and one electronic copy (provided the Engineer has made available to the Contractor editable form of the Drawings) of all Drawings amended to conform to the Works as built. In case the Engineer does not make available to the Contractor editable form of the Drawings, the Contractor shall furnish to the Engineer as-built data for incorporation in the Drawings. Upon receipt of PDF versions of the as-built drawings prepared by the Engineer, the Contractor shall furnish to the Engineer 6 copies and one reproducible of these Drawings.

The price of such Drawings shall be deemed to be included in the Contract Price.”

Following Sub-Clause is added:

4.4.4 Shop Drawings

The Contractor shall submit to the Engineer for review 3 copies of all shop and erection drawings applicable to this Contract as per provision of relevant Sub-Clause of the Contract.

Review and approval by the Engineer shall not exceed 21 days and be construed as a complete check but will indicate only that the general method of construction and detailing is satisfactory and the Engineer's review or approval shall not relieve the Contractor of any of his responsibilities under the Contract.

4.8 Health and Safety Obligations

The following text is added at the end of this Sub-Clause:

In the event of work being carried out outside the normal working hours and in the event of work being carried out at night, the Contractor shall at his own cost, provide and maintain such good and sufficient light as will enable the work to proceed satisfactorily and without danger. The approaches to the Site and the Works where the night work is being carried out shall be sufficiently lighted. All arrangement adopted for such lighting shall be to the satisfaction of the Engineer.

4.20 Progress Reports

At the end of sub-paragraph (g) the word “and” is deleted and at the end of sub-paragraph (h) the full stop (.) is replaced with “;”, and the following new sub-paragraphs are added as:

- (i) planned programme for the execution of the Works for next 56 days to enable the Engineer to determine its programme of inspection and testing;
- (j) monthly summary of daily job record indicating weather conditions, deployment of Contractor’s Equipment, labour employment, local material procurement and material import, if any; and
- (k) salient contractual and project information.

5.1 Subcontractors

Add the following text at the end of paragraph (ii):

“under Schedule to Bid”

The following is added at the end of the last paragraph of Sub-Clause 5.1:

“All subcontracts relating to the Works shall include provisions which entitle the Employer to require the subcontract to be assigned to the Employer under sub-paragraph (a) of Sub-Clause 15.2.3 [After Termination].

The Contractor shall give reasonable opportunity to contractors from Islamic Republic of Pakistan for subcontracts for the Works, and endeavour to employ such contractors as Subcontractors.”

5.2 Nominated Subcontractors

5.2.2 Objection to Nomination

In sub-paragraph (c), “and” is deleted from the end of (i);

“.” at the end of (ii) is replaced with: “, and”.

The following is then added as (iii):

“(iii) be paid only if and when the Contractor has received from the Employer payments for sums due under the Subcontract referred to under Sub-Clause 5.2.3 [Payment to nominated Subcontractors].”

6.1 Engagement of Staff and Labour

The following paragraph is added at the end of the Sub-Clause:

“The Contractor shall, to the extent practicable and reasonable, employ staff (not less than 50%) and labour (not less than 85%) with appropriate qualifications and experience from sources within the Islamic Republic of Pakistan.”

6.7 Health and Safety of Personnel

The existing text is substituted with the following:

“In order to provide for the safety, health and welfare of persons, and for prevention of damage of any kind, all operations for the purposes of or in connection with the Contract shall be carried out in compliance with the Safety Requirements of the Government of Pakistan with such modifications thereto as the Engineer may authorize or direct and the Contractor shall take or cause to be taken such further measures and comply with such further requirements as the Engineer may determine to be reasonably necessary for such purpose. The Contractor shall also provide all other medical services and appoint a health and safety officer at Site if stated in the Specifications. In case of any fatality or serious accident, the Contractor shall, in addition, notify the Engineer immediately by the quickest available means.”

6.8 Contractor’s Superintendence

Insert at the end of sub-paragraph (a) of this Sub-Clause:

"or, if not, the Contractor shall make competent interpreters available during all working hours, in a number sufficient for those persons to properly perform their superintendence duties"

The following text is added at the end of this Sub-Clause:

“The Contractor’s authorized representative and his other engineers working at site shall possess valid

registration with the Pakistan Engineering Council.

The Contractor's authorized representative at Site shall be authorized to exercise adequate administrative and financial powers on behalf of the Contractor so as to achieve completion of the Works as per the Contract."

6.12 Key Personnel

The following is inserted at the end of the last paragraph:

"If any of the Key Personnel are not fluent in this language, the Contractor shall make competent interpreters available during all working hours in a number deemed sufficient by the Engineer."

The following Sub-Clauses 6.13 to 6.26 are added at the end of Sub-Clause 6.12:

6.13 Foreign Personnel

The Contractor may bring in to the Country any foreign personnel who are necessary for the execution of the Works to the extent allowed by the applicable Laws. The Contractor shall ensure that these personnel are provided with the required residence visas and work permits. The Employer will, if requested by the Contractor, use all reasonable endeavours in a timely and expeditious manner to assist the Contractor in obtaining any local, state, national, or government permission required for bringing in the Contractor's personnel.

The Contractor shall be responsible for the return of these personnel to the place where they were recruited or to their domicile. In the event of the death in the Country of any of these personnel or members of their families, the Contractor shall similarly be responsible for making the appropriate arrangements for their return or burial.

6.14 Supply of Foodstuffs

The Contractor shall arrange for the provision of a sufficient supply of suitable food as may be stated in the Specification at reasonable prices for the Contractor's Personnel for the purposes of or in connection with the Contract.

6.15 Supply of Water

The Contractor shall, having regard to local conditions, provide on the Site an adequate supply of drinking and other water for the use of the Contractor's Personnel.

6.16 Measures against Insect and Pest Nuisance

The Contractor shall at all times take the necessary precautions to protect the Contractor's Personnel employed on the Site from insect and pest nuisance, and to reduce the danger to their health. The Contractor shall comply with all the regulations of the local health authorities, including use of appropriate insecticide.

6.17 Alcoholic Liquor or Drugs

The Contractor shall not, otherwise than in accordance with the Laws of the Country, import, sell, give, barter or otherwise dispose of any alcoholic liquor or drugs, or permit or allow importation, sale, gift, barter or disposal thereto by Contractor's Personnel.

6.18 Arms and Ammunition

The Contractor shall not give, barter, or otherwise dispose of, to any person, any arms or ammunition of any kind, or allow Contractor's Personnel to do so.

6.19 Festivals and Religious Customs

The Contractor shall respect the Country's recognized festivals, days of rest and religious or other customs.

6.20 Funeral Arrangements

The Contractor shall be responsible, to the extent required by local regulations, for making any funeral arrangements for any of its local employees who may die while engaged upon the Works.

6.21 Forced Labour

The Contractor, including its Subcontractors, shall not employ or engage forced labour which consists of any work or service, not voluntarily performed, that is exacted from an individual under threat of force or penalty, and includes any kind of involuntary or compulsory labour, such as indentured labour, bonded labour or similar labour-contracting arrangements.

6.22 Child Labour

The Contractor, including its Subcontractors, shall not employ or engage child labour in accordance with relevant law(s) in force in Islamic Republic of Pakistan.

6.23 Employment Records of Workers

The Contractor shall keep complete and accurate records of the employment of labour at the Site. The records shall include the names, ages, genders, hours worked and wages paid to all workers. These records shall be summarized on a monthly basis and submitted to the Engineer. These records shall be included in the details to be submitted by the Contractor under Sub-Clause 6.10 [Contractor's Records].

6.24 Workers' Organizations

The Contractor shall comply with the relevant labour laws of Pakistan which recognize workers' rights to form and to join workers' organizations/Trade Union of their choosing and to bargain collectively without interference.

6.25 Non-Discrimination and Equal Opportunity

The Contractor shall not make decisions relating to the employment or treatment of Contractor's Personnel on the basis of personal characteristics unrelated to inherent job requirements. The Contractor shall base the employment of Contractor's Personnel on the principle of equal opportunity and fair treatment, and shall not discriminate with respect to any aspects of the employment relationship, including recruitment and hiring, compensation (including wages and benefits), working conditions and terms of employment, access to training, job assignment, promotion, termination of employment or retirement, and disciplinary practices. Special measures of protection or assistance to remedy past discrimination or selection for a particular job based on the inherent requirements of the job shall not be deemed discrimination. The Contractor shall provide protection and assistance as necessary to ensure nondiscrimination and equal opportunity, including for specific groups such as women, persons with disabilities, migrant workers and children (of working age in accordance with Sub-Clause 6.22).

6.26 Epidemics

In the event of any out-break of illness of epidemic nature, the Contractor shall comply with and carry out such regulations, orders and requirements as may be made by the Government or the local medical or sanitary authorities for the purpose of overcoming the same.

7.7 Ownership of Plant and Materials

The following is added before the first paragraph:

“Except as otherwise provided in the Contract,”

The following is added at the end of the Sub-Clause:

"No Plant and/or Materials that is the property of the Employer shall be removed from the Site. If it becomes necessary to:

(i) remove any item of such Plant from the Site for the purpose of repair, the Contractor shall give a Notice, with reasons, to the Engineer requesting consent to remove the defective or damaged item off the Site. This Notice shall clearly identify the item of defective or damaged Plant, and shall give details of: the defect or damage to be repaired; the place to which defective or damaged item of Plant is to be taken for repair; the transportation to be used (and insurance cover for such transportation); the proposed inspections and testing off the Site; and the planned duration required before the repaired item of Plant shall be returned to the Site. The Contractor shall also provide any further details that the Employer may reasonably require; or

(ii) replace any item(s) of such Plant and/or Materials, the Contractor shall give a Notice, with reasons, to the Engineer clearly identifying the item(s) of Plant and/or Materials to be replaced, and giving details of the due date of delivery to the Site of the replacement item(s).

Where any item of Plant and/or Materials has become the property of the Employer under this Sub-Clause before it has been delivered to the Site, the Contractor shall ensure that such an item is not moved except for its delivery to the Site.

The Contractor shall indemnify and hold the Employer harmless against and from the consequences of any defect in title or encumbrance or charge (except any reasonable restriction arising from the intellectual property rights of the manufacturer or producer) on any item of Plant and/or Materials that has become the property of the Employer under this Sub-Clause."

The following Sub-Clause 7.9 is added after Sub Clause 7.8:

7.9 Use of Pakistani Materials and Services

The Contractor shall, so far as may be consistent with the Contract, make the maximum use of materials, supplies, plant and equipment indigenous to or produced or fabricated in Pakistan and services available in Pakistan provided such materials, supplies, plant, equipment and services shall be of required standard.

8.1 Commencement of Works

The following is added before the first paragraph:

"After signing of the Contract Agreement by both Parties," and thereafter the word "The" is replaced with the word "the".

8.5 Extension of Time for Completion

The following is added after paragraph (c):

"for last five years".

The following Sub-Clause 8.14 is added after Sub-Clause 8.13:

8.14 Incentives For Early Completion

If Contract Data does not state applicability of incentives for early completion, this Sub-Clause shall not apply.

The Contractor shall be entitled subject to Sub-Clause 20.2 [Claims for Payment and/or EOT] to bonus payment if the Works and/or each Section is completed earlier than the Time for Completion for the Works or Section (as the case may be). The amount of bonus for early completion of the Works and/or each Section shall be up to a limit and at a rate to 50% of the relevant limit and rate of delay damages prescribed in Contract Data and shall be paid for every day which shall elapse between the relevant Date of Completion of the Works or Section and the relevant Time for Completion.

For the purposes of calculating any bonus payment, the applicable Time for Completion stated in the Contract Data is fixed and no adjustments of this time by reason of granting an EOT will be allowed.

The following Sub-Clause 11.12 is added after Sub-Clause 11.11:

11.12 Supervisory Assistance During DNP

If provided under the Schedule of Prices, the Contractor shall provide supervisory assistance to the Employer during the DNP for the Works. Such supervisory assistance shall be as described in the Specification for the purpose of supporting the Employer's operation and maintenance of the Plant for the period specified in the Schedule of Prices after the Date of Completion.

12.2 Method of Measurement

The following paragraph is added at the end of the Sub-Clause:

“Summary of measured quantity for payment shall be delineated item-wise under four headsnamely; “Schedule of Prices Quantity”, “Quantity Executed To-date”, “Quantity Certified Previously” and “Net Quantity Executed under this Certificate”.

12.3 Valuation of the Works

The following text is added at the end of fifth paragraph of the Sub-Clause:

“Sum of overhead charges and profit for sub-paragraph (a) shall be Twenty Five percent (25%)”.

13.4 Provisional Sums

The following paragraph is inserted as the penultimate paragraph:

“The Provisional Sum shall be used to cover the Employer’s share of the DAAB members’ fees and expenses, in accordance with Clause 21. No prior instruction of the Engineer shall be required with respect to the work of the DAAB. The Contractor shall submit the DAAB members’ invoices and the satisfactory evidence of having paid 100% of such invoices as part of the substantiation of those Statements submitted under Sub-Clause 14.3.

13.6 Adjustments for Changes in Laws

The following paragraphs are added at the end of the Sub-Clause:

“Notwithstanding the foregoing, the Contractor shall not be entitled to an extension of time if the relevant delay has already been taken into account in the determination of a previous extension of time and such Cost shall not be separately paid if the same shall already have been taken into account in the indexing of any inputs to the Table of Adjustment Data in accordance with the provisions of Sub-Clause 13.7 [Adjustments for Changes in Cost].”

14.1 The Contract Price

The following is added at the end of the Sub-Clause:

“Notwithstanding the provisions of subparagraph (b), Contractor's Equipment, including essential spare parts, imported by the Contractor for the sole purpose of executing the Contract shall be temporarily exempt from the payment of import duties and taxes upon initial importation, provided the Contractor shall post with the customs authorities at the port of entry an approved re-export bond or bank guarantee, valid until the Time for Completion plus six months, in an amount equal to the full import duties and taxes which would be payable on the assessed imported value of such Contractor's Equipment and spare parts, and callable in the event the Contractor's Equipment is not re-exported from the Country on completion of the Contract. A copy of the bond or bank guarantee endorsed by the customs authorities shall be provided by the Contractor to the Employer upon the importation of individual items of Contractor's Equipment and spare parts. Upon re-export of individual items of Contractor's Equipment or spare parts, or upon the completion of the Contract, the Contractor shall prepare, for approval by the customs authorities, an assessment of the residual value of the Contractor's Equipment and spare part to be re-exported, based on the depreciation scale(s) and other criteria used by the customs authorities for such purposes under the provisions of the applicable Laws. Import duties and taxes shall be due and payable to the customs authorities by the Contractor on (a) the difference between the initial imported value and the residual value of the Contractor's Equipment and spare parts to re-exported; and (b) on the initial imported value of the Contractor's Equipment and spare parts remaining in the

Country after completion of the Contract. Upon payment of such dues within 28 days of being invoiced, the bond or bank guarantee shall be reduced or released accordingly; otherwise the security shall be called in the full amount remaining.”

[The Employer may change or delete this Sub-Clause as per Project requirements]

14.2 Advance Payment

14.2.1 Advance Payment Guarantee

The entity issuing the Advance Payment Guarantee and its form shall be as under:

The Advance Payment Guarantee shall be in the form of Guarantee issued by (a) a Scheduled Bank in Pakistan or (b) a foreign bank duly counter-guaranteed by a Scheduled Bank in Pakistan or (c) an Insurance Company listed in the Contract Data and rated by PACRA/VIS of rating as provided in Table below:

Accepted Contract Amount (In Eq. million PKR) Minimum Rating of Insurance Companies

Up to 1000 A (+)

1001 to no limit AA

In case of Joint Venture, the Advance Payment Guarantee(s) shall be in the name of the Joint Venture or in the name of Lead/either firm of the JV or in ratio of shares of the individual JV partners.

14.6 Issue of IPC

14.6.1 The IPC

In the first line of the 1st paragraph the words “28 days” are substituted by “14 days”.

14.7 Payment

The words “or through crossed cheque in favour of the Contractor or JV partners. The Payment to JV partners shall be made at the request of the Joint Ventures in the ratio of their shares specified by them” are added at the end of the Sub-Clause.

14.8 Delayed Payment

In the first paragraph, third line, the words “compounded monthly” are deleted.

The text of 2nd paragraph is deleted and substituted with the following:

“The Employer shall pay to the Contractor compensation at the rate stated in the Contract Data.”

14.9 Release of Retention Money

The following is added at the end of Sub-Clause 14.9:

“Unless otherwise stated in the Contract, when the Taking-Over Certificate has been issued for the Works and the first half of the Retention Money has been certified for payment by the Engineer, the Contractor shall be entitled to substitute a guarantee, in the form annexed to the Particular Conditions or in another form approved by the Employer and issued by a schedule bank selected by the Contractor, for the second half of the Retention Money. The Contractor shall ensure that the guarantee is in the amounts and currencies of the second half of the Retention Money and is valid and enforceable until the Contractor has executed and completed the Works and remedied any defects, as specified for the Performance Security. On receipt by the Employer of the required guarantee, the Engineer shall certify, and the Employer shall pay the second half of the Retention Money. The release of the second half of the Retention Money against a guarantee shall then be in lieu of the release after the latest of the expiry dates of the Defects Notification Periods. The Employer shall return the guarantee to the Contractor within 21 days after receiving a copy of the Performance Certificate.

If the Performance Security required under Sub-Clause 4.2 is in the form of a demand guarantee, and the amount guaranteed under them when the Taking-Over Certificate is issued is more than half of the Retention Money, then the Retention Money guarantee will not be required. If the amount guaranteed under the

Performance Security when the Taking-Over Certificate is issued is less than half of the Retention Money, the Retention Money guarantee will only be required for the difference between half of the Retention Money and the amount guaranteed under the Performance Security.

15.2 Termination for Contractor's Default

15.2.1 Notice

Following text is added at the end of sub-paragraph (h) of this Sub-Clause:

“For the purposes of this Contract, corrupt and fraudulent practices have been defined in Public Procurement Rules 2004.”

15.2.3 After Termination

The word “and” at the end of sub-paragraph (ii) of paragraph (b) is deleted the following paragraph is added after sub-paragraph (iii):

“(iv) all Employer-Supplied Materials and/or Employer's Equipment made available to the Contractor in accordance with Sub-Clause 2.6 [Employer-Supplied Materials and Employer's Equipment], and”

15.4 Payment after Termination

The following text is added at the end of this Sub-Clause:

“The Employer shall be entitled to sell any of the Contractor's Equipment, Temporary Works and unused materials and apply the proceeds of sale towards payment of any debt due from the Contractor to the Employer under this Clause including any outstanding payments to the Subcontractors.

16.2 Termination by Contractor

16.2.1 Notice

The sub-paragraph (j) is deleted in its entirety.

At the end of sub-paragraph (i) “; or” is replaced with “.” and at the end of sub-paragraph (h) “;” is replaced with “; or”.

In sub-paragraph (f) “84 days” are replaced with “180 days” and text “for reasons not attributable to the Contractor” is added at the end.

16.3 Contractor's Obligations After Termination

Sub-paragraph (c) is deleted and replaced with:

“(c) deliver to the Engineer all Employer-Supplied Materials and/or Employer's Equipment made available to the Contractor in accordance with Sub-Clause 2.6 [Employer-Supplied Materials and Employer's Equipment]; and

(d) remove all other Goods from the Site, except as necessary for safety, and leave the Site.”

17.1 Responsibility for Care of the Works

After the two instances of “Goods” in the last paragraph, the words “Employer-Supplied Materials and/or Employer's Equipment” are added.

The following Sub-Clause 17.7 is added after Sub-Clause 17.6:

17.7 Use of Employer's Accommodation/Facilities

The Contractor shall take full responsibility for the care of the items of the Employer's facilities and/or accommodation, if any, as detailed in the Specification, from the date of use and/or occupation by the Contractor until the date on which such use and/or occupation is re-vested in the Employer.

If any loss or damage happens to any of the above items during a time while the Contractor is responsible for its care, arising from any cause other than a cause for which the Employer is responsible or liable, the Contractor shall promptly rectify the loss or damage at the Contractor's risk and cost.

18.1 Exceptional Events

The words “or disorder” are replaced with “disorder or sabotage” in sub-paragraph (c) of the Clause.

18.4 Consequences of an Exceptional Event

The following is added at the end of sub-paragraph (b) after deleting the “.”:

“, including the costs of rectifying or replacing the Works and/or Goods damaged or destroyed by Exceptional Events, to the extent they are not indemnified through the insurance policy referred to in Sub-Clause 19.2 [Insurance to be provided by the Contractor].”

18.5 Optional Termination

In sub-paragraph (c), the words “and necessarily” are added after the words “was reasonably”.

19.1 General Requirements

Following text is added at the end of first paragraph:

“The Contractor shall immediately after the date of the Letter of Acceptance submit the draft of insurance policies for the Employer’s consent.”

Following text is added at the end of third paragraph:

“The Contractor shall, within the respective periods stated in the Contract Data submit to the Engineer and the Employer a) evidence that the insurances described in this Clause have been effected, and b) copies of policies of the insurances described in Sub-Clauses 19.2.1, 19.2.4 and 19.2.5.”

19.2 Insurance to be provided by the Contractor

19.2.5 Injury to employees

The words “sickness, disease” are deleted in the third line of first paragraph.

The following Sub-Clause is added after Sub-Clause 19.2.6:

19.2.7 Insurance Company

“The Contractor shall be obliged to place all insurances described in this Clause with insurers listed in the Contract Data and rated by PACRA/VISOFRATING as provided in Table below:

Accepted Contract Amount (In Eq. million PKR)	Minimum Rating of Insurance Companies
Up to 1000	A (+)
1001 to no limit	AA

21.6 Arbitration

The word “international” is deleted in the sixth line of first paragraph. The text of sub-paragraph (a) is substituted with the following:

“the Dispute shall be finally settled under the Rules of Arbitration, specified in the Contract Data;”

The following Clauses are added after Clause 21

22 Custom Duty

[Employer may incorporate provisions where applicable. However, in order to make the bid more balanced, the payment of Customs Duties should be the responsibility of the Employer.]

23 Taxes

The Contractor, Subcontractors and their employees shall be liable to pay income tax, withholding tax, super tax and other taxes on income arising out of the Contract. The rates and prices as stated in the contract shall

be deemed to cover all such taxes.

24 Integrity Part

If it is found and established at any stage that the Contractor or any of his Subcontractors, agents or servants have violated or involved in violation of the Integrity Pact signed by the Contractor then the Employer shall be entitled to :

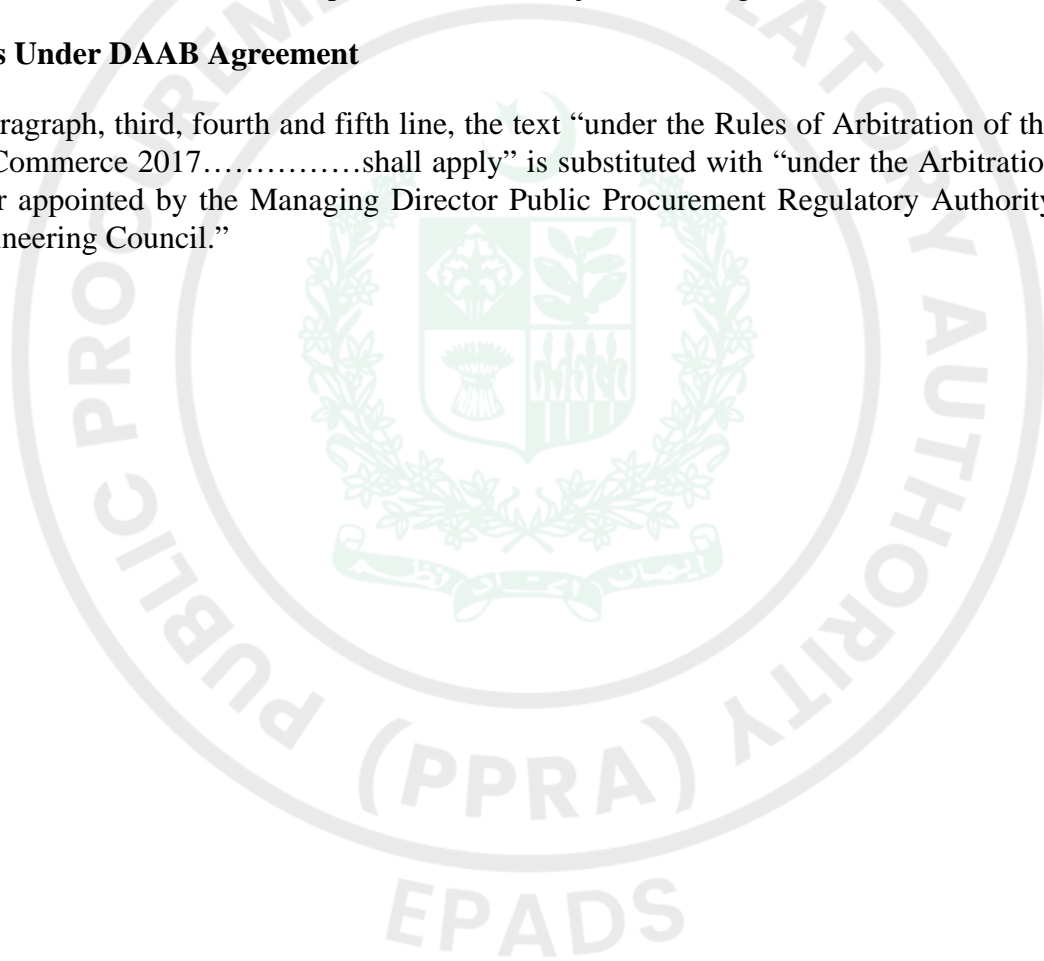
- (a) recover from the Contractor an amount equivalent to ten times the sum of any commission, gratification, bribe, finder's fee or kickback given by the Contractor or any of his Subcontractors, agent or servants;
- (b) terminate the Contract; and
- (c) recover from the Contractor any loss or damage to the Employer as a result of such termination or of any other corrupt business practices of the Contractor or any of his Subcontractors, agent or servants.

The termination under sub-paragraph(b) of this Sub-Clause shall proceed in the manner prescribed under Sub-Clause 15.1 to 15.4 and the payment under Sub-Clause 15.4 shall be made after having deducted the amounts due to the Employer under sub-paragraph(a) and (c) of this Sub-Clause.

Appendix General Conditions of Dispute Avoidance/Adjudication Agreement

12 Disputes Under DAAB Agreement

In the first paragraph, third, fourth and fifth line, the text “under the Rules of Arbitration of the International Chamber of Commerce 2017.....shall apply” is substituted with “under the Arbitration Act 1940 by sole arbitrator appointed by the Managing Director Public Procurement Regulatory Authority or Chairman Pakistan Engineering Council.”





Bid Securing Declaration

FORM OF BID SECURING DECLARATION

Date:

No.:

Alternative No.: **P54830**

To: **Capital Development Authority (Works Directorate), Dy. Director (Works-II), CDA Office # 26, 1st Floor, Block-III, P&C Wing, CDA.**

We, the undersigned, declare that:

We understand that, according to your conditions, Bids must be supported by a Bid-Securing Declaration.

We accept that we will be blacklisted and henceforth cross debarred for participating in respective category of public procurement proceedings for a period of (not more than) six months, if fail to abide with a bid securing declaration, however without indulging in corrupt and fraudulent practices, if we are in breach of our obligation(s) under the Bid conditions, because we:

- (a) have withdrawn our Bid during the period of Bid validity specified in the Letter of Bid; or
- (b) having been notified of the acceptance of our Bid by the Procuring agency/Employer during the period of Bid validity, (i) fail or refuse to sign the Contract; or (ii) fail or refuse to furnish the Performance Security (or guarantee), if required, in accordance with the ITB.

We understand this Bid Securing Declaration shall expire if we are not the successful Bidder, upon the earlier of (i) our receipt of your notification to us of the name of the successful Bidder; or (ii) twenty-eight days after the expiration of our Bid.

Name of the Bidder*

Name of the person duly authorized to sign the Bid on behalf of the Bidder** _____

Title of the person signing the Bid _____

Signature of the person named above _____

Date signed _____ day of _____, _____

*: In the case of the Bid submitted by joint venture specify the name of the Joint Venture as Bidder

** : Person signing the Bid shall have the power of attorney given by the Bidder attached to the Bid

[Note: In case of a Joint Venture, the Bid-Securing Declaration must be in the name of all members to the Joint Venture that submits the Bid.]

EPADS



Contract Form

FORM OF CONTRACT AGREEMENT

THIS CONTRACT AGREEMENT (hereinafter called the “Agreement”) made on the _____ day of _____ (month) 20____ between **Capital Development Authority (Works Directorate), Dy. Director (Works-II), CDA Office # 26, 1st Floor, Block-III, P&C Wing, CDA.** (hereinafter called the “Employer”) of the one part and _____ (hereinafter called the “Contractor”) of the other part.

WHEREAS the Employer is desirous that certain Works, viz., **Construction Of Federal Election Academy and other Offices of Election Commission of Pakistan at H-11/4, Islamabad (P54830)** should be executed by the Contractor and has accepted a Bid by the Contractor for the execution and completion of such Works and the remedying of any defects therein.

NOW this Agreement witnessed as follows:

1. In this Agreement words and expressions shall have the same meanings as are respectively assigned to them in the Conditions of Contract hereinafter referred to.
2. The following documents, in the order of priority, after incorporating addenda, if any, except those parts relating to Instructions to Bidders shall be deemed to form and be read and construed as part of this Agreement:
 - a) This Contract Agreement;
 - b) The Letter of Acceptance;
 - c) The Letter of Bid;
 - d) The Particular Conditions Part A - Contract Data;
 - e) The Particular Conditions Part B - SpecialProvisions;
 - f) The General Conditions;
 - g) The Specifications Part A - SpecificProvisions;
 - h) The Specifications Part B- Technical Provisions;
 - i) The Drawings;
 - j) The Completed Schedules to Bid including Schedule of Prices;
 - k) the JV Undertaking (if the Contractor is a JV); and
 - l) [Employer to insert any other documents forming part of the Contract]

The addenda/corrigenda,if any, (Excluding part relating to Instructions to Bidders alongwith Bidding Data) shall be deemed to have been incorporated at the appropriate places in the “Documents forming the Contract”.

3. In consideration of the payments to be made by the Employer to the Contractor as hereinafter mentioned, the Contractor hereby covenants with the Employer to execute and complete the Works and remedy defects therein in conformity and in all respects with the provisions of the Contract.

4. The Employer hereby covenants to pay the Contractor, in consideration of the execution and completion of the Works as per provisions of the Contract, the Contract Price or such other sum as may become payable under the provisions of the Contract at the times and in the manner prescribed by the Contract.

IN WITNESS WHEREOF the parties hereto have caused this Agreement to be executed on the day, month and year first before written in accordance with their respective laws.

Signature of the Contactor Signature of Employer

(Seal) (Seal)

Signed, Sealed and Delivered in the presence of:

Witness Witness

(Name, Title and Address) (Name, Title and Address)



DAAB Agreement

[All italicised text and any text within square brackets (except sub-clause headings) in this form of agreement is for use in preparing the form and should be deleted from the final product].

Name and details of the Contract Construction Of Federal Election Academy and other Offices of Election Commission of Pakistan at H-11/4, Islamabad

This Agreement made the _____ day of _____ [month], _____ [year], between

Name and contact details of the Employer **Capital Development Authority (Works Directorate), Dy. Director (Works-II), CDA**
Office # 26, 1st Floor, Block-III, P&C Wing, CDA.
+92-334-856-6622
ammarpavero@gmail.com

Name and contact details of the Contractor _____ (name)
_____ (address)
_____ (telephone)
_____ (email / other contact details);

Name and contact details of the DAAB Member _____ (name)
_____ (address)
_____ (telephone)
_____ (email / other contact details);

(“DAAB Agreement”)

Whereas:

- A. the Employer and the Contractor have entered (or intend to enter) into the Contract;
- B. under the Contract, the “DAAB” or “Dispute Avoidance/Adjudication Board” means the sole member or three members (as stated in the Contract Data of the Contract) so named in the Contract, or appointed under Sub-Clause 21.1 [Constitution of the DAAB] or Sub-Clause 21.2 [Failure to Appoint DAAB Members] of the Conditions of Contract;
- C. the Employer and the Contractor desire jointly to appoint the above-named DAAB Member to act on the DAAB as:
 - a. the sole member of the DAAB, and where this is the case, all references to the “Other Members” do not apply; or
 - b. one of three members / chairman [delete the one which is not applicable] of the DAAB and, where this is the case, the other two persons are:

_____ (name) _____ (name)
_____ (address) _____ (address)
_____ (telephone) _____ (telephone)
_____ (email/ other contact details) _____ (email/other contact details)

the “Other Members”; and

D. the DAAB Member accepts this appointment.

The Employer, Contractor and DAAB Member jointly agree as follows:

1. The conditions of this DAAB Agreement comprise:

(a) Clause 21 [Disputes and Arbitration] of the Conditions of Contract, and any other provisions of the Contract that are applicable to the DAAB’s Activities; and

(b) the “General Conditions of Dispute Avoidance/Adjudication Agreement”, which is appended to the General Conditions of the “Conditions of Contract for Construction” Second Edition 2017 published by FIDIC (“GCs”), as amended and/or added to by the following provisions.

2. [Details of amendments to the GCs, if any. For example:

In the procedural rules annexed to the GCs, Rule _ is deleted and replaced by: “ ... “]

3. The DAAB Member shall be paid in accordance with Clause 9 of the GCs. The currency of payment shall be _____.

In respect of Sub-Clauses 9.1 and 9.2 of the GCs, the amounts of the DAAB Member’s monthly fee and daily fee shall be:

monthly fee _____ per month, and

daily fee of _____ per day

(or as otherwise set under Sub-Clause 9.3 of the GCs).

4. In consideration of the above fees, and other payments to be made to the DAAB Member in accordance with the GCs, the DAAB Member undertakes to act as DAAB Member in accordance with the terms of this DAAB Agreement.

5. The Employer and the Contractor shall be jointly and severally liable for the DAAB Member’s fees and other payments to be made to the DAAB Member in accordance with the GCs.

6. This DAAB Agreement shall be governed by the law of _____ (if not stated, the law that governs the Contract under Sub-Clause 1.4 of the Conditions of Contract).

SIGNED by: _____ SIGNED by: _____ SIGNED by: _____

Print name: _____ Print name: _____ DAAB Member

Title: _____ Title: _____ Title: _____

for and on behalf of the
Employer for and on behalf of the
Contractor

in the presence of in the presence of in the presence of

Witness: _____ Witness: _____ Witness: _____

Name: _____ Name: _____ Name: _____

Address: _____ Address: _____ Address: _____

Date: _____ Date: _____ Date: _____



FORM OF MOBILIZATION ADVANCE GUARANTEE/ BOND

Guarantee No. _____ Date _____

WHEREAS _____ (hereinafter called the 'Employer')

has entered into a Contract for _____

(Particulars of Contract)

with _____ (hereinafter called the "Contractor").

AND WHEREAS, the Employer has agreed to advance to the Contractor, at the Contractor's request, an amount of Pak Rupees _____ (PKR _____) which amount shall be advanced to the Contractor as per provisions of the Contract.

AND WHEREAS, the Employer has asked the Contractor to furnish Guarantee to secure the mobilization advance for the performance of his obligations under the said Contract.

AND WHEREAS, _____

(hereinafter called the "Guarantor") at the request of the Contractor and in consideration of the Employer agreeing to make the above advance to the Contractor, has agreed to furnish the said Guarantee.

NOW, THEREFORE, the Guarantor hereby guarantees that the Contractor shall use the advance for the purpose of above mentioned Contract and if he fails and commits default in fulfilment of any of his obligations for which the advance payment is made, the Guarantor shall be liable to the Employer for payment not exceeding the aforementioned amount.

Notice in writing of any default, on the part of the Contractor, of which the Employer at his discretion of making decision, shall be given by the Employer to the Guarantor, and on such first written demand, payment shall be made by the Guarantor of all sums then due under this Guarantee without any reference to the Contractor and without any objection.

This Guarantee shall remain in force until the advance is fully adjusted against payments from the Interim Payment Certificates of the Contractor or until _____ whichever is earlier.

(Date)

The Guarantor's liability under this Guarantee shall not in any case exceed the sum of PKR _____ (Pak Rupees _____).

This Guarantee shall remain valid up to the aforesaid date and shall be null and void after the aforesaid date or earlier if the advance made to the Contractor is fully adjusted against payments from Interim Payment Certificates of the Contractor provided that the Guarantor

agrees that the aforesaid period of validity shall be deemed to be extended if on the above mentioned date the advance payment is not fully adjusted.

Guarantor
(Scheduled Bank/ Insurance Company)

Signature _____

Name _____

Title _____

WITNESS:

1. _____

Corporate Secretary (Seal) Corporate Guarantor (Seal)

2. _____

Name, Title & Address



Retention Money Security Demand Guarantee

_____ [Guarantor letterhead or SWIFT identifier code]

Beneficiary: _____ [Insert name and Address of Employer]

Date: _____ [Insert date of issue]

RETENTION MONEY GUARANTEE No.: [Insert guarantee reference number]

Guarantor: [Insert name and address of place of issue, unless indicated in the letterhead]

We have been informed that _____ [insert name of Contractor, which in the case of a joint venture shall be the name of the joint venture] (hereinafter called "the Contractor") has entered into Contract No. _____ [insert reference number of the contract] dated _____ with the Employer, for the execution of _____ [insert name of contract and brief description of Works] (hereinafter called "the Contract").

Furthermore, we understand that, according to the conditions of the Contract, the Employer retains moneys up to the limit set forth in the Contract ("the Retention Money"), and that when the Taking-Over Certificate has been issued under the Contract and the first half of the Retention Money has been certified for payment, payment of [insert the second half of the Retention Money or if the amount guaranteed under the Performance Guarantee when the Taking-Over Certificate is issued is less than half of the Retention Money, the difference between half of the Retention Money and the amount guaranteed under the Performance Security and, if required, the ES Performance Security] is to be made against a Retention Money guarantee.

At the request of the Applicant, we, as Guarantor, hereby irrevocably undertake to pay the Beneficiary any sum or sums not exceeding in total an amount of _____ [insert amount in figures] () [amount in words] upon receipt by us of the Employer's complying demand supported by the Beneficiary's statement, whether in the demand itself or in a separate signed document accompanying or identifying the demand, stating that the Applicant is in breach of its obligation(s) under the Contract, without your needing to prove or show grounds for your demand or the sum specified therein.

A demand under this guarantee may be presented as from the presentation to the Guarantor of a certificate from the Employer's bank stating that the second half of the Retention Money as referred to above has been credited to the contractor on its account number _____ at _____ [insert name and address of Contractor's bank].

This guarantee shall expire no later than the day of, 2..., and any demand for payment under it must be received by us at the office indicated above on or before that date.

[signature(s)]

Note: *All italicized text (including footnotes) is for use in preparing this form and shall be deleted from the final product.*



Integrity Pact

Integrity Pact

DECLARATION OF FEES, COMMISSION AND BROKERAGE ETC. PAYABLE BY THE SUPPLIERS OF GOODS, SERVICES & WORKS IN CONTRACTS WORTH RS.10.00 MILLION OR MORE

Contract

Number: Contract

Value: Contract Title:

Dated:

[Name of Supplier] hereby declares that it has not obtained or induced the procurement of any contract, right, interest, privilege or other obligation or benefit from Government of Pakistan or any administrative subdivision or agency thereof or any other entity owned or controlled by it (GoP) through any corrupt business practice.

Without limiting the generality of the foregoing [Name of Supplier] represents and warrants that it has fully declared the brokerage, commission, fee etc. paid or payable to anyone and not given or agreed to give and shall not give or agree to give to anyone within or outside Pakistan either directly or indirectly through any natural or juridical person, including its affiliate, agent, associate, broker, consultant, director, promoter, shareholder, sponsor or subsidiary, any commission, gratification, bribe, finder's fee or kickback, whether described as consultations fee or otherwise, with the object of obtaining or inducing the procurement of a contract, right, interest, privilege or other obligation or benefit in whatsoever form from GoP, except that which has been expressly declared pursuant hereto.

[Name of Supplier] certifies that it has made and will make full disclosure of all agreements and arrangements with all persons in respect of or related to the transaction with GoP and has not taken any action or will not take any action to circumvent the above declaration, representative or warranty.

[Name of Supplier] accepts full responsibility and strict liability for making and false declaration, not making full disclosure, misrepresenting fact or taking any action likely to defeat the purpose of this declaration, representation and warranty. It agrees that any contract, right interest, privilege or other obligation or benefit obtained or procured as aforesaid shall, without prejudice to any other right and remedies available to GoP under any law, contract or other instrument, be voidable at the option of GoP.

Notwithstanding any rights and remedies exercised by GoP in this regard, [Name of Supplier] agrees to indemnify GoP for any loss or damage incurred by it on account of its corrupt business practices and further pay compensation to GoP in an amount equivalent to ten time the sum of any commission, gratification, bribe, finder's fee or kickback given by [Name of Supplier] as aforesaid for the purpose of obtaining or inducing the procurement of any contract, right, interest, privilege or other obligation or benefit in whatsoever form from GoP.

Name of Employer:

Signature:

[Seal]

Name of Bidder/Contractor:

Signature:

[Seal]



Performance Guarantee Form

FORM OF PERFORMANCE SECURITY

Guarantee No. _____
Executed on _____
Expiry date _____

Name _____ of _____ Guarantor _____ with _____ address: _____

Name _____ of _____ Principal _____ (Contractor) _____ with
address: _____

Penal Sum of Security (express in words and figures) _____

Letter of Acceptance No. _____ Dated _____

KNOW ALL MEN BY THESE PRESENTS, that in pursuance of the terms of the Bidding Documents and above said Letter of Acceptance (hereinafter called the Documents) and at the request of the said Principal we, the Guarantor above named, are held and firmly bound unto the **Capital Development Authority (Works Directorate), Dy. Director (Works-II), CDA Office # 26, 1st Floor, Block-III, P&C Wing, CDA.** (hereinafter called the Employer) in the penal sum of the amount stated above for the payment of which sum well and truly to be made to the said Employer, we bind ourselves, our heirs, executors, administrators and successors, jointly and severally, firmly by these presents.

THE CONDITION OF THIS OBLIGATION IS SUCH, that whereas the Principal has accepted the Employer's above said Letter of Acceptance for _____

(Name of Contract) for the **Construction Of Federal Election Academy and other Offices of Election Commission of Pakistan at H-11/4, Islamabad (P54830)** _____ (Name of Project).

NOW THEREFORE, if the Principal (Contractor) shall well and truly perform and fulfill all the undertakings, covenants, terms and conditions of the said Documents during the original terms of the said Documents and any extensions thereof that may be granted by the Employer, with or without notice to the Guarantor, which notice is, hereby, waived and shall also well and truly perform and fulfill all the undertakings, covenants terms and conditions of the Contract and of any and all modifications of said Documents that may hereafter be made, notice of which modifications to the Guarantor being hereby waived, then, this obligation to be void; otherwise to remain in full force and virtue till all requirements of Clause 11, Defects After Taking Over, of Conditions of Contract are fulfilled.

Our total liability under this Guarantee is limited to the sum stated above and it is a condition of any liability attaching to us under this Guarantee that the claim for payment in writing shall be received by us within the validity period of this Guarantee, failing which we shall be discharged of our liability, if any, under this Guarantee.

We, _____ (the Guarantor), waiving all objections and defense under the Contract, do hereby irrevocably and independently guarantee to pay to the Employer without delay upon the Employer's first written demand without cavil or arguments and without requiring the Employer to prove or to show grounds or reasons for such demand any sum or sums up to the amount stated

above, against the Employer's written declaration that the Principal has refused or failed to perform the obligations under the Contract which payment will be effected by the Guarantor to Employer's designated Bank & Account Number.

PROVIDED ALSO THAT the Employer shall decide, whether the Principal (Contractor) has duly performed his obligations under the Contract or has defaulted in fulfilling said obligations and the Guarantor shall pay without objection any sum or sums up to the amount stated above upon first written demand from the Employer forthwith and without any reference to the Principal or any other person.

IN WITNESS WHEREOF, the above-bounden Guarantor has executed this Instrument under its seal on the date indicated above, the name and corporate seal of the Guarantor being hereto affixed and these presents duly signed by its undersigned representative, pursuant to authority of its governing body.

Guarantor

(Schedule Bank/ Insurance Company)

Signature: _____

Name: _____

Title: _____


Corporate Guarantor (Seal)

WITNESS:

1. _____

2. _____

Name, Title & Address





Annexure

Adjustment Data

Page Attached.

SBD Document (Read-Only)

See Form Under Additional Forms and Documents: **Adjustment Data** (page number: 315)

Drawing Part 1

Information (Read-Only)

See Form Under Additional Forms and Documents: **Drawing Part 1** (page number: 316)

Drawing Part 2

Information (Read-Only)

See Form Under Additional Forms and Documents: **Drawing Part 2** (page number: 342)

Drawing Part 3

Information (Read-Only)

See Form Under Additional Forms and Documents: **Drawing Part 3** (page number: 368)

Drawing Part 4

Information (Read-Only)

See Form Under Additional Forms and Documents: **Drawing Part 4** (page number: 394)

Drawing Part 5

Information (Read-Only)

See Form Under Additional Forms and Documents: **Drawing Part 5** (page number: 420)

Drawing Part 6

Information (Read-Only)

See Form Under Additional Forms and Documents: **Drawing Part 6** (page number: 446)

Drawing Part 7

Information (Read-Only)

See Form Under Additional Forms and Documents: **Drawing Part 7** (page number: 472)

Drawing Part 8


Information (Read-Only)

See Form Under Additional Forms and Documents: **Drawing Part 8** (page number: 498)

Drawing Part 9

Information (Read-Only)

See Form Under Additional Forms and Documents: **Drawing Part 9** (page number: 524)





Procurement Forms

Past Construction Experiences

As stipulated in Evaluation Criteria.

See Form Under Additional Forms and Documents: **Past Construction Experiences** (page number: 535)

Contractor's Key Personnel Representative and Their Schedules

As stipulated in Evaluation Criteria.

See Form Under Additional Forms and Documents: **Contractor's Key Personnel Representative and Their Schedules** (page number: 541)

Financial Resources

As stipulated in Evaluation Criteria.

See Form Under Additional Forms and Documents: **Financial Resources** (page number: 545)

Past Experience and Completed Contracts

As stipulated in Evaluation Criteria.

See Form Under Additional Forms and Documents: **Past Experience and Completed Contracts** (page number: 546)

Historical Contract Non-Performance, and Pending Litigation and Litigation History

As stipulated in Evaluation Criteria.

See Form Under Additional Forms and Documents: **Historical Contract Non-Performance, and Pending Litigation and Litigation History** (page number: 547)

Current Contracts and Their Progress

As stipulated in Evaluation Criteria.

See Form Under Additional Forms and Documents: **Current Contracts and Their Progress** (page number: 549)

Financial Capacity and Net Worth Evaluation Form


As stipulated in Evaluation Criteria.

See Form Under Additional Forms and Documents: **Financial Capacity and Net Worth Evaluation Form** (page number: 550)

Average Annual Turnover

As stipulated in Evaluation Criteria.

See Form Under Additional Forms and Documents: **Average Annual Turnover** (page number: 552)







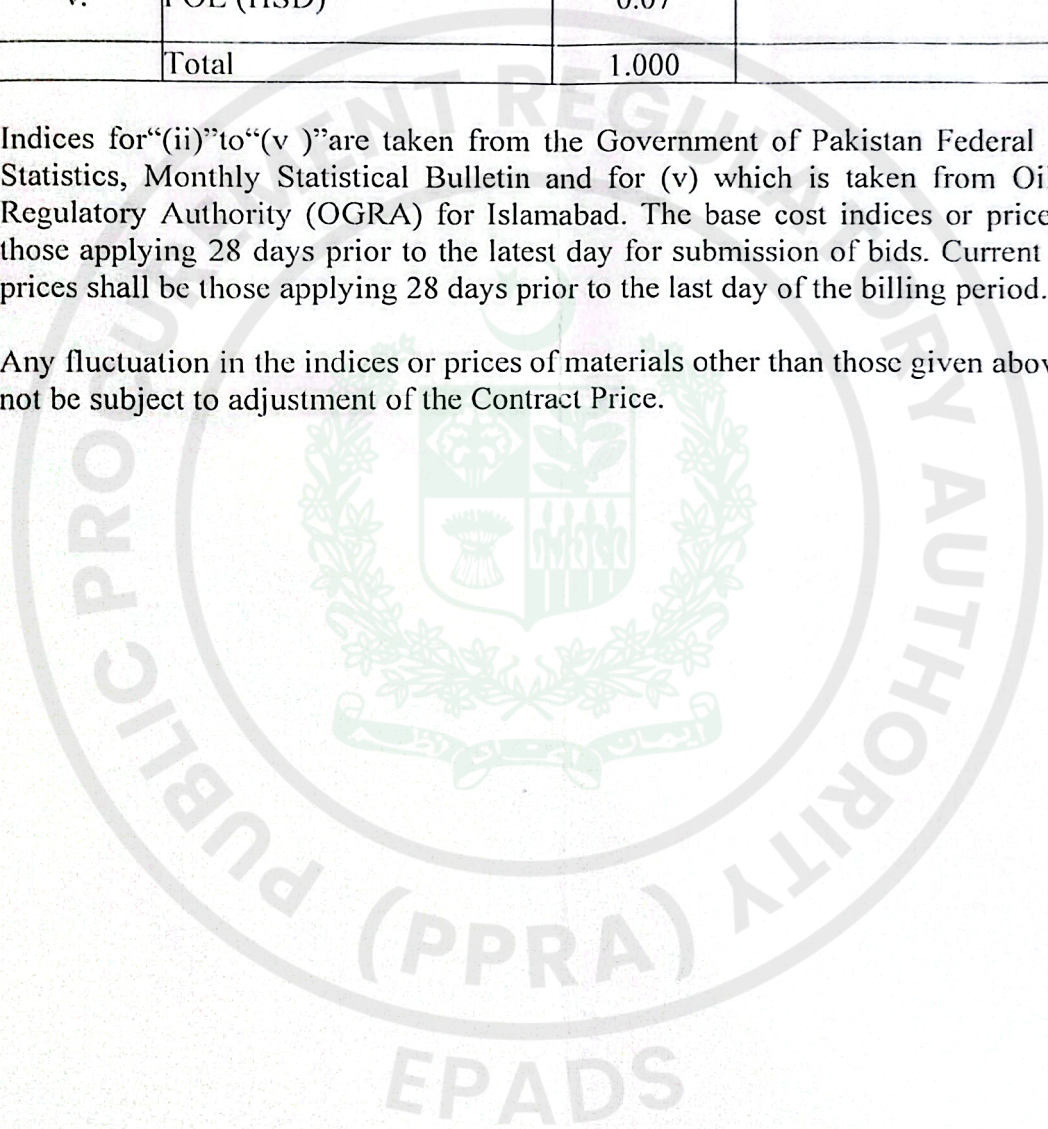
Additional Forms and Documents

SCHEDULE OF ADJUSTMENT DATA
Table I. Local Currency (LC)

Index code	Index description	Weighting	Source of index
1	2	3	4
i	Non-adjustable	0.46	As mentioned below/ "Notes"
ii	Labour	0.15	
iii	Cement	0.08	
iv	Reinforcement Steel	0.24	
v.	POL (HSD)	0.07	
	Total	1.000	

Notes:

- (i) Indices for“(ii)”to“(v)”are taken from the Government of Pakistan Federal Bureau of Statistics, Monthly Statistical Bulletin and for (v) which is taken from Oil and Gas Regulatory Authority (OGRA) for Islamabad. The base cost indices or prices shall be those applying 28 days prior to the latest day for submission of bids. Current indices or prices shall be those applying 28 days prior to the last day of the billing period.
- (ii) Any fluctuation in the indices or prices of materials other than those given above shall not be subject to adjustment of the Contract Price.





GOVERNMENT OF PAKISTAN
CAPITAL DEVELOPMENT AUTHORITY

CONSTRUCTION OF FEDERAL ELECTION ACADEMY
AND OTHER OFFICES OF ELECTION COMMISSION OF
PAKISTAN AT PLOT ,NO 26 , H-11/4 ISLAMABAD

TENDER DRAWINGS [PHASE - I]
(VOLUME - IV)



Development Consultancy Services (Pvt) Limited

Office # 27, 2nd Floor, Executive Complex, G-8 Markaz, Islamabad Tel: 92-51-8736304/05

E-mail: dcs.pak@gmail.com

TENDER DRAWINGS

LIST OF DRAWINGS (ECP)

FIRE FIGHTING			PUBLIC HEALTH			STRUCTURE			STRUCTURE		
S.NO.	TITLE	DRG.NO.	S.NO.	TITLE	DRG.NO.	S.NO.	TITLE	DRG.NO.	S.NO.	TITLE	DRG.NO.
120	LIST OF DRAWINGS	FF-0	142	LIST OF DRAWINGS	P - 0	162	GENERAL DETAILS	G - 01		MUMTY ROOF SLAB	S - 19
121	LEGEND & GENERAL NOTES	FF-00	143	PLUMBING LEGEND & GENERAL NOTES	P - 00	163	GENERAL DETAILS	G - 02		RAFT & COLUMNS DETAIL	S - 20
122	LOWER BASEMENT FIRE FIGHTING LAYOUT PLAN	FF-01	144	GROUND FLOOR WATER SUPPLY PLAN	P - 01	164	GENERAL DETAILS	G - 03		DETAIL OF LIFT WELL/ ELEVATOR L.B.F TO U.B.F	S - 21
123	UPPER BASEMENT FIRE FIGHTING LAYOUT PLAN	FF-02	145	FIRST FLOOR WATER SUPPLY PLAN	P - 02	165	GENERAL DETAILS	G - 04		DETAIL OF LIFT WELL/ ELEVATOR GROUND FLOOR TO FIRST FLOOR	S - 21a
124	GROUND FLOOR FIRE FIGHTING LAYOUT PLAN	FF-03	146	SECOND FLOOR WATER SUPPLY PLAN	P - 03	166	GENERAL DETAILS	G - 05		DETAIL OF LIFT WELL/ ELEVATOR SECOND FLOOR TO THIRD FLOOR	S - 21b
125	FIRST FLOOR FIRE FIGHTING LAYOUT PLAN	FF-04	147	THIRD FLOOR WATER SUPPLY PLAN	P - 04	167	LIST OF DRAWINGS	S - 00		DETAIL OF LIFT WELL/ ELEVATOR FOUR FLOOR TO SIXTH FLOOR	S - 21c
126	SECOND FLOOR FIRE FIGHTING LAYOUT PLAN	FF-05	148	FOURTH FLOOR WATER SUPPLY PLAN	P - 05	168	LOWER BASEMENT COLUMN LAYOUT PLAN	S - 01		LINTEL BEAM DETAIL	S - 22
127	THIRD FLOOR FIRE FIGHTING LAYOUT PLAN	FF-06	149	FIFTH FLOOR WATER SUPPLY PLAN	P - 06	169	UPPPER BASEMENT COLUMN LAYOUT PLAN	S - 01a		GENERAL NOTES & STAIR DETAIL	S - 23
128	FOURTH FLOOR FIRE FIGHTING LAYOUT PLAN	FF-07	150	SIXTH FLOOR WATER SUPPLY PLAN	P - 07	170	GROUND FLOOR COLUMN LAYOUT PLAN	S - 01b		SECTION DETAIL	S - 24
129	FIFTH FLOOR FIRE FIGHTING LAYOUT PLAN	FF-08	151	ROOF TOP WATER SUPPLY PLAN	P - 08		FIRST FLOOR COLUMN LAYOUT PLAN	S - 01c		BEAM SECTION DETAIL	S - 25
130	SIXTH FLOOR FIRE FIGHTING LAYOUT PLAN	FF-09	152	LOWER BASEMENT SEWERAGE PLAN	P - 09		SECOND FLOOR COLUMN LAYOUT PLAN	S - 01d		BEAM SECTION DETAIL	S - 26
131	MUMTY FLOOR FIRE FIGHTING LAYOUT PLAN	FF-10	153	GROUND FLOOR SEWERAGE PLAN	P - 10		THIRD FLOOR COLUMN LAYOUT PLAN	S - 01e			
PUBLIC ADDRESS			154	FIRST FLOOR SEWERAGE PLAN	P - 11		FOURTH FLOOR COLUMN LAYOUT PLAN	S - 01f			
132	LIST OF DRAWING & LEGEND	IT - 00	155	SECOND FLOOR SEWERAGE PLAN	P - 12		FIFTH FLOOR COLUMN LAYOUT PLAN	S - 01g			
133	PUBLIC ADDRESS LOWER BASEMENT FLOOR	IT - 01	156	THIRD FLOOR SEWERAGE PLAN	P - 13		SIXTH FLOOR COLUMN LAYOUT PLAN	S - 01h			
134	PUBLIC ADDRESS UPPER BASEMENT FLOOR	IT - 02	157	FOURTH FLOOR SEWERAGE PLAN	P - 14		MUMTY COLUMN LAYOUT PLAN	S - 01i			
135	PUBLIC ADDRESS GROUND FLOOR	IT - 03	158	FIFTH FLOOR SEWERAGE PLAN	P - 15		LOWER BASEMENT RAFT BOTTOM REINFORCEMENT PLAN	S - 02			
136	PUBLIC ADDRESS FIRST FLOOR	IT - 04	159	SIXTH FLOOR SEWERAGE PLAN	P - 16		LOWER BASEMENT RAFT TOP REINFORCEMENT PLAN	S - 03			
137	PUBLIC ADDRESS SECOND FLOOR	IT - 05	160	SEWERAGE & WATER SUPPLY BLOW UP PLAN	P - 17		LOWER BASEMENT BEAM LAYOUT PLAN	S - 04			
138	PUBLIC ADDRESS THIRD FLOOR	IT - 06	161	PLUMBING DETAILS	P - 18		LOWER BASEMENT ROOF SLAB BOTTOM REINFORCEMENT PLAN	S - 05			
139	PUBLIC ADDRESS FOURTH FLOOR	IT - 07					LOWER BASEMENT ROOF SLAB TOP REINFORCEMENT PLAN	S - 06			
140	PUBLIC ADDRESS FIFTH FLOOR	IT - 08					UPPER BASEMENT BEAM LAYOUT PLAN	S - 07			
141	PUBLIC ADDRESS SIXTH FLOOR	IT - 09					UPPER BASEMENT ROOF SLAB BOTTOM REINFORCEMENT PLAN	S - 08			
							UPPER BASEMENT ROOF SLAB TOP REINFORCEMENT PLAN	S - 09			
							GROUND, FIRST & SECOND FLOOR BEAM LAYOUT PLAN	S - 10			
							GROUND, FIRST & SECOND FLOOR ROOF SLAB BOTTOM REINFORCEMENT PLAN	S - 11			
							GROUND, FIRST & SECOND FLOOR ROOF SLAB TOP REINFORCEMENT PLAN	S - 12			
							TYPICAL FLOOR BEAM LAYOUT PLAN (3RD FLOOR TO 5TH FLOOR)	S - 13			
							TYPICAL FLOOR ROOF SLAB BOTTOM REINFORCEMENT PLAN (3RD FLOOR TO 5TH FLOOR)	S - 14			
							TYPICAL FLOOR ROOF SLAB TOP REINFORCEMENT PLAN (3RD FLOOR TO 5TH FLOOR)	S - 15			
							SIXTH FLOOR BEAM LAYOUT PLAN	S - 16			
							SIXTH FLOOR ROOF SLAB BOTTOM REINFORCEMENT PLAN	S - 17			
							SIXTH FLOOR ROOF SLAB TOP REINFORCEMENT PLAN	S - 18			



TENDER DRAWINGS

CONSULTANTS DEVELOPMENT CONSULTANCY SERVICES (Pvt.) Ltd. Office 27, 2nd Floor, Executive complex, G-8 Markaz, Islamabad Phone: 051-8736305	EXECUTING AGENCY : D.G (WORKS) CAPITAL DEVELOPMENT AUTHORITY (CDA) CLIENT & SPONSOR: ELECTION COMMISSION OF PAKISTAN PROJECT ADDRESS: H-11/4, ISLAMABAD	PROJECT. CONSTRUCTION OF FEDERAL ELECTION ACADEMY AND OTHER OFFICES OF ELECTION COMMISSION OF PAKISTAN	OWG. TITLE LIST OF DRAWINGS - 2	<table border="1" style="width: 100%; border-collapse: collapse;"> <tr> <th>REV. NO.</th> <th>DESCRIPTION</th> <th>DATE</th> <th>SIGN</th> </tr> <tr> <td> </td> <td> </td> <td> </td> <td> </td> </tr> <tr> <td> </td> <td> </td> <td> </td> <td> </td> </tr> </table>	REV. NO.	DESCRIPTION	DATE	SIGN									<table border="1" style="width: 100%; border-collapse: collapse;"> <tr> <td style="width: 30%;"> DESIGNER: RIMSHA SABOOR DRAWN BY: ZAMURAD FILE: CHKD.: ATHAR SAEED. </td> <td style="width: 30%;"> PRINCIPAL ARCHITECT: ATHAR SAEED. </td> <td style="width: 30%;"> PROJECT ARCHITECT: RIMSHA SABOOR </td> </tr> <tr> <td> SCALE: N.T.S. DATE: MARCH, 2026 </td> <td> DRAWING NO.: A - 00 </td> <td> REV.: 0 </td> </tr> </table>	DESIGNER: RIMSHA SABOOR DRAWN BY: ZAMURAD FILE: CHKD.: ATHAR SAEED.	PRINCIPAL ARCHITECT: ATHAR SAEED.	PROJECT ARCHITECT: RIMSHA SABOOR	SCALE: N.T.S. DATE: MARCH, 2026	DRAWING NO.: A - 00	REV.: 0
REV. NO.	DESCRIPTION	DATE	SIGN																				
DESIGNER: RIMSHA SABOOR DRAWN BY: ZAMURAD FILE: CHKD.: ATHAR SAEED.	PRINCIPAL ARCHITECT: ATHAR SAEED.	PROJECT ARCHITECT: RIMSHA SABOOR																					
SCALE: N.T.S. DATE: MARCH, 2026	DRAWING NO.: A - 00	REV.: 0																					

LIST OF DRAWINGS (ECP)

ARCHITECTURE			ARCHITECTURE			EXTERNAL DELOPMENT			(TELEPHONE , CCTV & FIRE ALARM)		
S.NO.	TITLE	DRG.NO.	S.NO.	TITLE	DRG.NO.	S.NO.	TITLE	DRG.NO.	S.NO.	TITLE	DRG.NO.
01	LIST OF DRAWINGS	A - 00	33	ROOF TREATMENT DETAIL	A - 33	65	LIST OF DRAWINGS	ED - 00	96	FIFTH FLOOR TELPHONE, CCTV & FIRE ALARM SYSTEM PLAN	EL - 09
02	TOPO SURVEY PLAN	A - 01	34	TYPICAL DETAILS	A - 34	66	MASTER PLAN	ED - 01	97	SIXTH FLOOR TELPHONE, CCTV & FIRE ALARM SYSTEM PLAN	EL - 10
03	MASTER PLAN	A - 02	35	KHURRA DETAILS	A - 35	67	MASTER ELECTRICFITION PLAN	ED - 02	MECHANICAL (HVAC)		
04	LOWER BASEMENT FURNITURE LAYOUT PLAN	A - 03	36	BATH DETAIL - 01	A - 36	69	DETAIL OF LANDSCAPING	ED - 03	S.NO.	TITLE	DRG.NO.
05	UPPER BASEMENT FURNITURE LAYOUT PLAN	A - 04	37	BATH DETAIL - 02	A - 37	70	DETAIL OF LANDSCAPING	ED - 04	98	LIST OF DRAWINGS	HVAC-0
06	GROUND FLOOR FURNITURE LAYOUT PLAN	A - 05	38	BATH DETAIL - 03	A - 38	71	DETAIL OF LANDSCAPING	ED - 05	99	LEGEND & GENERAL NOTES	HVAC-00
07	FIRST FLOOR FURNITURE LAYOUT PLAN	A - 06	39	BATH DETAIL - 04	A - 39	72	DETAIL OF ELECTRICAL POLE	ED - 06	100	HVAC DRAWING LOWER BASEMENT FLOOR PLAN	HVAC-01
08	SECOND FLOOR FURNITURE LAYOUT PLAN	A - 07	40	BATH DETAIL - 05	A - 40	73	MASTER PLAN SEWERAGE LAYOUT	ED - 07	101	HVAC DRAWING UPPER BASEMENT FLOOR PLAN	HVAC-02
09	THIRD FLOOR FURNITURE LAYOUT PLAN	A - 08	41	BATH DETAIL - 06	A - 41	74	MASTER PLAN RAIN WATER LAYOUT	ED - 08	102	HVAC DRAWING GROUND FLOOR PLAN	HVAC-03
10	FOURTH FLOOR FURNITURE LAYOUT PLAN	A - 09	42	BATH DETAIL - 07	A - 42	ELECTRICAL (LIGHTING & POWER)			103	HVAC DRAWING FIRST FLOOR PLAN	HVAC-04
11	FIFTH FLOOR FURNITURE LAYOUT PLAN	A - 10	43	BATH DETAIL - 09	A - 43	S.NO.	TITLE	DRG.NO.	104	HVAC DRAWING SECOND FLOOR PLAN	HVAC-05
12	SIXTH FLOOR FURNITURE LAYOUT PLAN	A - 11	44	UPPER BASEMENT FLOORING PLAN	A - 44	75	LIST OF DRAWINGS	E - 00	105	HVAC DRAWING THIRD FLOOR PLAN	HVAC-06
13	UPPER BASEMENT PLAN	A - 12	45	LOWER BASEMENT FLOORING PLAN	A - 45	76	LEGEND & GENERAL NOTES	E - 01	106	HVAC DRAWING FOURTH FLOOR PLAN	HVAC-07
14	LOWER BASEMENT PLAN	A - 13	46	GROUND FLOOR FLOORING PLAN	A - 46	77	UPPER BASEMENT FLOOR LIGHTING & POWER PLAN	E - 02	107	HVAC DRAWING FIFTH FLOOR PLAN	HVAC-08
15	GROUND FLOOR PLAN	A - 14	47	FIRST FLOOR FLOORING PLAN	A - 47	78	LOWER BASEMENT FLOOR LIGHTING & POWER PLAN	E - 03	108	HVAC DRAWING SIXTH FLOOR PLAN	HVAC-09
16	FIRST FLOOR PLAN	A - 15	48	SECOND FLOOR FLOORING PLAN	A - 48	79	GROUND FLOOR LIGHTING & POWER PLAN	E - 04	109	HVAC DRAWING MUMTY/ROOFTOP PLAN	HVAC-10
17	SECOND FLOOR PLAN	A - 16	49	THIRD FLOOR FLOORING PLAN	A - 49	80	FIRST FLOOR LIGHTING & POWER PLAN	E - 05	IT NET WORKING		
18	THIRD FLOOR PLAN	A - 17	50	FOURTH FLOOR FLOORING PLAN	A - 50	81	SECOND FLOOR LIGHTING & POWER PLAN	E - 06	S.NO.	TITLE	DRG.NO.
19	FOURTH FLOOR PLAN	A - 18	51	FIFTH FLOOR FLOORING PLAN	A - 51	82	THIRD FLOOR LIGHTING & POWER PLAN	E - 07	110	LIST OF DRAWING & LEGEND	IT - 00
20	FIFTH FLOOR PLAN	A - 19	52	SIXTH FLOOR FLOORING PLAN	A - 52	83	FOURTH FLOOR LIGHTING & POWER PLAN	E - 08	111	IT NET WORKING LOWER BASEMENT FLOOR	IT - 01
21	SIXTH FLOOR PLAN	A - 20	53	MUMTY FLOOR FLOORING PLAN	A - 53	84	FIFTH FLOOR LIGHTING & POWER PLAN	EL - 09	112	IT NET WORKING UPPER BASEMENT FLOOR	IT - 02
22	MUMTY PLAN	A - 21	54	BASEMENT - 02 CEILING PLAN	A - 54	85	SIXTH FLOOR LIGHTING & POWER PLAN	E - 10	113	IT NET WORKING GROUND FLOOR	IT - 03
23	FRONT ELEVATION	A - 22	55	BASEMENT - 01 CEILING PLAN	A - 55	86	MUMTY FLOOR LIGHTING & POWER PLAN	E - 11	114	IT NET WORKING FIRST FLOOR	IT - 04
24	RIGHT SIDE ELEVATION	A - 23	56	GROUND FLOOR CEILING PLAN	A - 56	(TELEPHONE , CCTV & FIRE ALARM)			115	IT NET WORKING SECOND FLOOR	IT - 05
25	LEFT SIDE ELEVATION	A - 24	57	FIRST FLOOR CEILING PLAN	A - 57	S.NO.	TITLE	DRG.NO.	116	IT NET WORKING THIRD FLOOR	IT - 06
26	SECTION AT A-A	A - 25	58	SECOND FLOOR CEILING PLAN	A - 58	87	LIST OF DRAWINGS	EL - 00	117	IT NET WORKING FOURTH FLOOR	IT - 07
27	SECTION AT B-B	A - 26	59	THIRD FLOOR CEILING PLAN	A - 59	88	LEGEND & GENERAL NOTES	EL - 01	118	IT NET WORKING FIFTH FLOOR	IT - 08
28	SCHEDULE OF OPENING	A - 27	60	FOURTH FLOOR CEILING PLAN	A - 60	89	UPPER BASEMENT FLOOR TELPHONE,CCTV & FIRE ALARM PLAN	EL - 02	119	IT NET WORKING SIXTH FLOOR	IT - 09
29	DOOR & WINDOWS DETAIL	A - 28	61	FIFTH FLOOR CEILING PLAN	A - 61	90	LOWER BASEMENT FLOOR TELPHONE,CCTV & FIRE ALARM PLAN	EL - 03			
30	DOOR & WINDOWS DETAIL	A - 28a & b	62	SIXTH FLOOR CEILING PLAN	A - 62	91	GROUND FLOOR TELPHONE,CCTV & FIRE ALARM PLAN	EL - 04			
31	TYPICAL STAIR DETAIL - 01 & 2	A - 29	63	KITCHEN DETAIL	A - 63	92	FIRST FLOOR TELPHONE,CCTV & FIRE ALARM PLAN	EL - 05			
32	TYPICAL STAIR DETAIL - 03 & 4	A - 30	64	M.S LOUVERED DETAIL	A - 64	93	SECOND FLOOR TELPHONE,CCTV & FIRE ALARM PLAN	EL - 06			
33	STAIR RAILING DETAIL	A - 31	65			94	THIRD FLOOR TELPHONE, CCTV & FIRE ALARM PLAN	EL - 07			
34	RAMP DETAIL	A - 32	66			95	FOURTH FLOOR TELPHONE, CCTV & FIRE ALARM PLAN	EL - 08			




CONSULTANTS DEVELOPMENT CONSULTANCY SERVICES (Pvt.) Ltd. Office 27, 2nd Floor, Executive complex, G-8 Markaz, Islamabad Phone: 051-8736305	EXECUTING AGENCY : D.G (WORKS) CAPITAL DEVELOPMENT AUTHORITY (CDA) CLIENT & SPONSOR: ELECTION COMMISSION OF PAKISTAN PROJECT ADDRESS: H-11/4, ISLAMABAD	PROJECT: CONSTRUCTION OF FEDERAL ELECTION ACADEMY AND OTHER OFFICES OF ELECTION COMMISSION OF PAKISTAN	DWG. TITLE LIST OF DRAWINGS - 1	<table border="1" style="width: 100%; border-collapse: collapse;"> <tr> <th>REV. NO.</th> <th>DESCRIPTION</th> <th>DATE</th> <th>SIGN</th> </tr> <tr> <td> </td> <td> </td> <td> </td> <td> </td> </tr> <tr> <td> </td> <td> </td> <td> </td> <td> </td> </tr> <tr> <td> </td> <td> </td> <td> </td> <td> </td> </tr> </table>	REV. NO.	DESCRIPTION	DATE	SIGN													<table border="1" style="width: 100%; border-collapse: collapse;"> <tr> <td>DESIGNER: RIMSHA SABOOR</td> <td>PRINCIPAL ARCHITECT: ATHAR SAEED.</td> <td>PROJECT ARCHITECT: RIMSHA SABOOR</td> </tr> <tr> <td>DRAWN BY: ZAMURAD</td> <td>SCALE: N.T.S</td> <td>DRAWING NO. A - 0</td> </tr> <tr> <td>FILE: _____</td> <td>DATE: MARCH, 2026</td> <td>REV. 0</td> </tr> <tr> <td>CHKD. ATHAR SAEED.</td> <td></td> <td></td> </tr> </table>	DESIGNER: RIMSHA SABOOR	PRINCIPAL ARCHITECT: ATHAR SAEED.	PROJECT ARCHITECT: RIMSHA SABOOR	DRAWN BY: ZAMURAD	SCALE: N.T.S	DRAWING NO. A - 0	FILE: _____	DATE: MARCH, 2026	REV. 0	CHKD. ATHAR SAEED.		
REV. NO.	DESCRIPTION	DATE	SIGN																														
DESIGNER: RIMSHA SABOOR	PRINCIPAL ARCHITECT: ATHAR SAEED.	PROJECT ARCHITECT: RIMSHA SABOOR																															
DRAWN BY: ZAMURAD	SCALE: N.T.S	DRAWING NO. A - 0																															
FILE: _____	DATE: MARCH, 2026	REV. 0																															
CHKD. ATHAR SAEED.																																	

TENDER DRAWINGS

TENDER DRAWING

ARCHITECTURAL DRAWINGS



TENDER DRAWINGS

LIST OF DRAWINGS

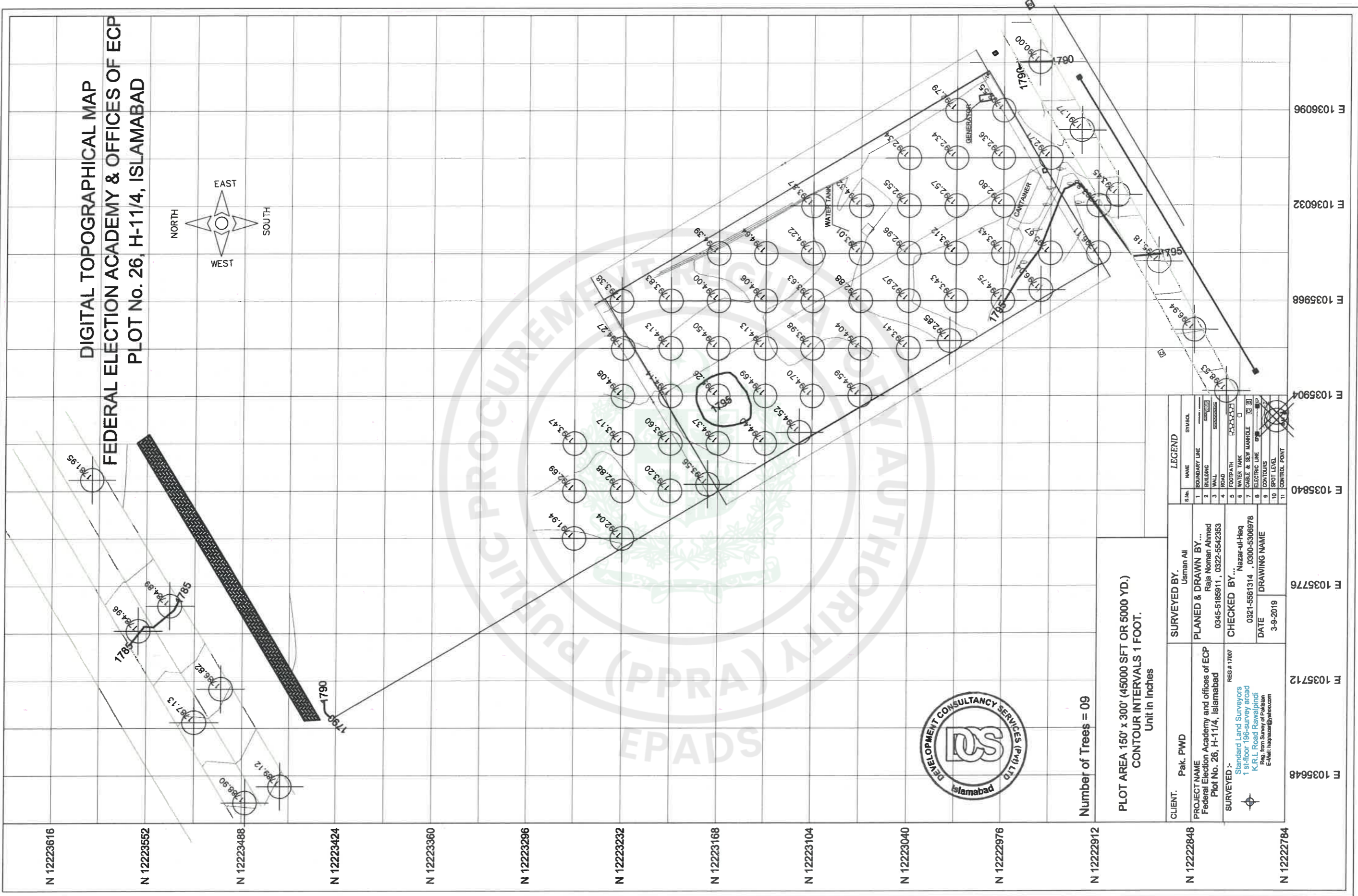
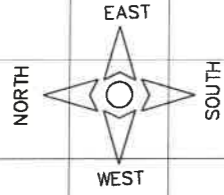
ARCHITECTURE			ARCHITECTURE		
S.NO.	TITLE	DRG.NO.	S.NO.	TITLE	DRG.NO.
01	LIST OF DRAWINGS	A - 00	47	LOWER BASEMENT FLOORING PLAN	A - 45
02	TOPO SURVEY PLAN	A - 01	48	GROUND FLOOR FLOORING PLAN	A - 46
03	MASTER PLAN	A - 02	49	FIRST FLOOR FLOORING PLAN	A - 47
04	LOWER BASEMENT FURNITURE LAYOUT PLAN	A - 03	50	SECOND FLOOR FLOORING PLAN	A - 48
05	UPPER BASEMENT FURNITURE LAYOUT PLAN	A - 04	51	THIRD FLOOR FLOORING PLAN	A - 49
06	GROUND FLOOR FURNITURE LAYOUT PLAN	A - 05	52	FOURTH FLOOR FLOORING PLAN	A - 50
07	FIRST FLOOR FURNITURE LAYOUT PLAN	A - 06	53	FIFTH FLOOR FLOORING PLAN	A - 51
08	SECOND FLOOR FURNITURE LAYOUT PLAN	A - 07	54	SIXTH FLOOR FLOORING PLAN	A - 52
09	THIRD FLOOR FURNITURE LAYOUT PLAN	A - 08	55	MUMTY FLOOR FLOORING PLAN	A - 53
10	FOURTH FLOOR FURNITURE LAYOUT PLAN	A - 09	56	BASEMENT - 02 CEILING PLAN	A - 54
11	FIFTH FLOOR FURNITURE LAYOUT PLAN	A - 10	57	BASEMENT - 01 CEILING PLAN	A - 55
12	SIXTH FLOOR FURNITURE LAYOUT PLAN	A - 11	58	GROUND FLOOR CEILING PLAN	A - 56
13	UPPER BASEMENT PLAN	A - 12	59	FIRST FLOOR CEILING PLAN	A - 57
14	LOWER BASEMENT PLAN	A - 13	60	SECOND FLOOR CEILING PLAN	A - 58
15	GROUND FLOOR PLAN	A - 14	61	THIRD FLOOR CEILING PLAN	A - 59
16	FIRST FLOOR PLAN	A - 15	62	FOURTH FLOOR CEILING PLAN	A - 60
17	SECOND FLOOR PLAN	A - 16	63	FIFTH FLOOR CEILING PLAN	A - 61
18	THIRD FLOOR PLAN	A - 17	64	SIXTH FLOOR CEILING PLAN	A - 62
19	FOURTH FLOOR PLAN	A - 18	65	KITCHEN DETAIL	A - 63
20	FIFTH FLOOR PLAN	A - 19	66	M.S LOUVERED DETAIL	A - 64
21	SIXTH FLOOR PLAN	A - 20			
22	MUMTY PLAN	A - 21			
23	FRONT ELEVATION	A - 22			
24	RIGHT SIDE ELEVATION	A - 23			
25	LEFT SIDE ELEVATION	A - 24			
26	SECTION AT A-A	A - 25			
27	SECTION AT B-B	A - 26			
28	SCHEDULE OF OPENING	A - 27			
29	DOOR & WINDOWS DETAIL	A - 28			
30	DOOR & WINDOWS DETAIL	A - 28a & b			
31	TYPICAL STAIR DETAIL - 01 & 2	A - 29			
32	TYPICAL STAIR DETAIL - 03 & 4	A - 30			
33	STAIR RAILING DETAIL	A - 31			
34	RAMP DETAIL	A - 32			
35	ROOF TREATMENT DETAIL	A - 33			
36	TYPICAL DETAILS	A - 34			
37	KHURRA DETAILS	A - 35			
38	BATH DETAIL - 01	A - 36			
39	BATH DETAIL - 02	A - 37			
40	BATH DETAIL - 03	A - 38			
41	BATH DETAIL - 04	A - 39			
42	BATH DETAIL - 05	A - 40			
43	BATH DETAIL - 06	A - 41			
44	BATH DETAIL - 07	A - 42			
45	BATH DETAIL - 09	A - 43			
46	UPPER BASEMENT FLOORING PLAN	A - 44			



TENDER DRAWINGS

CONSULTANTS		EXECUTING AGENCY :		PROJECT :		DWG. TITLE		TENDER DRAWING			
 DEVELOPMENT CONSULTANCY SERVICES (Pvt.) Ltd. Office 27, 2nd Floor, Executive complex, G-8 Markaz, Islamabad Phone: 051-8738305	D.G (WORKS) CAPITAL DEVELOPMENT AUTHORITY (CDA)		CONSTRUCTION OF FEDERAL ELECTION ACADEMY AND OTHER OFFICES OF ELECTION COMMISSION OF PAKISTAN		LIST OF DRAWINGS		DESN. RIMSHA SABOOR DWN. ZAMURAD FILE OKD. ATHAR SAEED.		PRINCIPAL ARCHITECT. ATHAR SAEED.	PROJECT ARCHITECT. RIMSHA SABOOR	
	CLIENT & SPONSOR: ELECTION COMMISSION OF PAKISTAN		PROJECT ADDRESS: H-11/4, ISLAMABAD		REV. NO. DESCRIPTION DATE SIGN		SCALE N.T.S		DRAWING NO. A - 00		REV. 0
	DATE MARCH, 2026										

DIGITAL TOPOGRAPHICAL MAP
FEDERAL ELECTION ACADEMY & OFFICES OF ECP
PLOT No. 26, H-11/4, ISLAMABAD



Number of Trees = 09

PLOT AREA 150' x 300' (45000 SFT OR 5000 YD.)
 CONTOUR INTERVALS 1 FOOT.
 Unit in Inches



CLIENT:	Pak. PWD	SURVEYED BY:	Usman Ali
PROJECT NAME:	Federal Election Academy and offices of ECP Plot No. 26, H-11/4, Islamabad	PLANNED & DRAWN BY:	Raja Noman Ahmed 0345-5185911, 0322-5542353
SURVEYED BY:	Standard Land Surveyors 1st floor 196-survey arcad K.R.L Road Rawalpindi Eng. from Survey of Pakistan E-Mail: nazarulhaq@pafco.com	CHECKED BY:	Nazar-ul-Haq 0321-5561314, 0300-5306978
		DATE:	3-9-2019
		DRAWING NAME:	

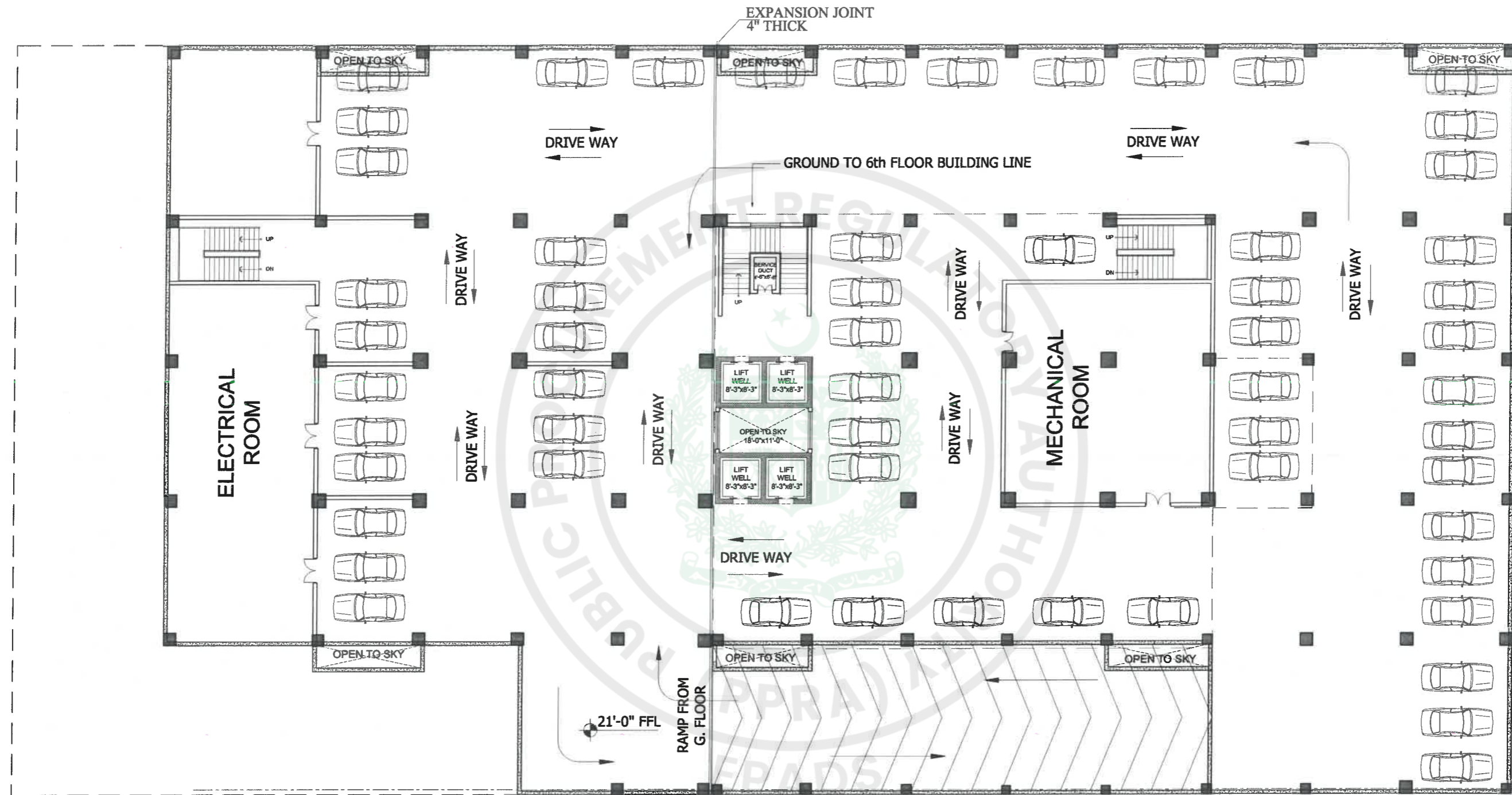
S.No.	NAME	SYMBOL
1	BOUNDARY LINE	---
2	BUILDING	▭
3	WALL	---
4	ROAD	---
5	FOOTPATH	---
6	WATER TANK	○
7	CABLE & SEW MANHOLE	○
8	ELECTRIC LINE	---
9	CONTOURS	---
10	SPOT LEVEL	○
11	CONTROL POINT	○

N 12223616
 N 12223552
 N 12223488
 N 12223424
 N 12223360
 N 12223296
 N 12223232
 N 12223168
 N 12223104
 N 12223040
 N 12222976
 N 12222912
 N 12222848
 N 12222784

E 1035648
 E 1035712
 E 1035776
 E 1035840
 E 1035904
 E 1035968
 E 1036032
 E 1036096

TENDER DRAWINGS

CONSULTANTS DEVELOPMENT CONSULTANCY SERVICES (Pvt.) Ltd. Office 27, 2nd Floor, Executive complex, G-8 Markaz, Islamabad Phone: 051-8738305	EXECUTING AGENCY: D.G (WORKS) CAPITAL DEVELOPMENT AUTHORITY (CDA) CLIENT & SPONSOR: ELECTION COMMISSION OF PAKISTAN PROJECT ADDRESS: H-11/4, ISLAMABAD	PROJECT: CONSTRUCTION OF FEDERAL ELECTION ACADEMY AND OTHER OFFICES OF ELECTION COMMISSION OF PAKISTAN	DWG. TITLE: TOPOGRAPHIC SURVEY PLAN	REV. NO.	DESCRIPTION	DATE	SIGN	DESIGNER: RIMSHA SABOOR	PRINCIPAL ARCHITECT: ATHAR SAIED.	PROJECT ARCHITECT: RIMSHA SABOOR
				OWN. ZAMURAD	FILE	CKD. ATHAR SAIED.	SCALE: N.T.S.	DRAWING NO. A-01	REV. 0	



LOWER BASEMENT FLOOR PLAN

57 NOS CARS PARKING



CONSULTANTS
 **DEVELOPMENT CONSULTANCY SERVICES (Pvt.) Ltd.**
 Office 27, 2nd Floor, Executive complex, G-8 Markaz,
 Islamabad
 Phone: 051-8736305

EXECUTING AGENCY :
 D.G (WORKS) CAPITAL
 DEVELOPMENT AUTHORITY (CDA)
CLIENT & SPONSOR:
 ELECTION COMMISSION OF PAKISTAN
PROJECT ADDRESS: H-11/4, ISLAMABAD

PROJECT:
 CONSTRUCTION OF
 FEDERAL ELECTION ACADEMY
 AND OTHER OFFICES OF
 ELECTION COMMISSION OF PAKISTAN

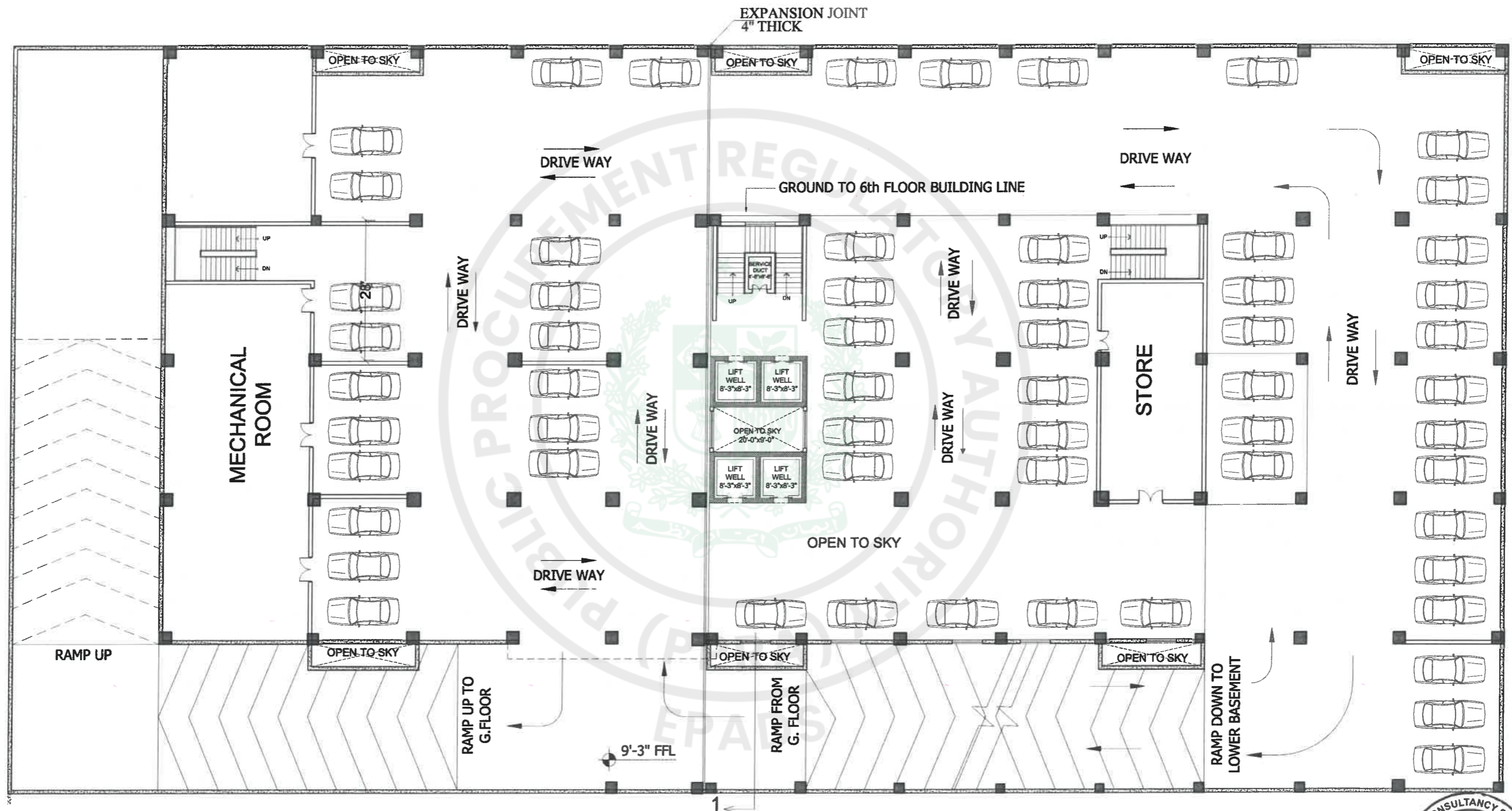
DWG. TITLE
 LOWER BASEMENT FLOOR
 FURNTURE LAYOUT PLAN

REV. NO.	DESCRIPTION	DATE	SIGN

TENDER DRAWINGS

TENDER DRAWING

DESIGNER: RIMSHA SABOOR	PRINCIPAL ARCHITECT: ATHAR SAEED.	PROJECT ARCHITECT: RIMSHA SABOOR
DWN: ZAMURAD	SCALE: N.T.S.	DRAWING NO. A - 03
FILE: _____	DATE: MARCH, 2026	REV. 0
CKD: ATHAR SAEED.		




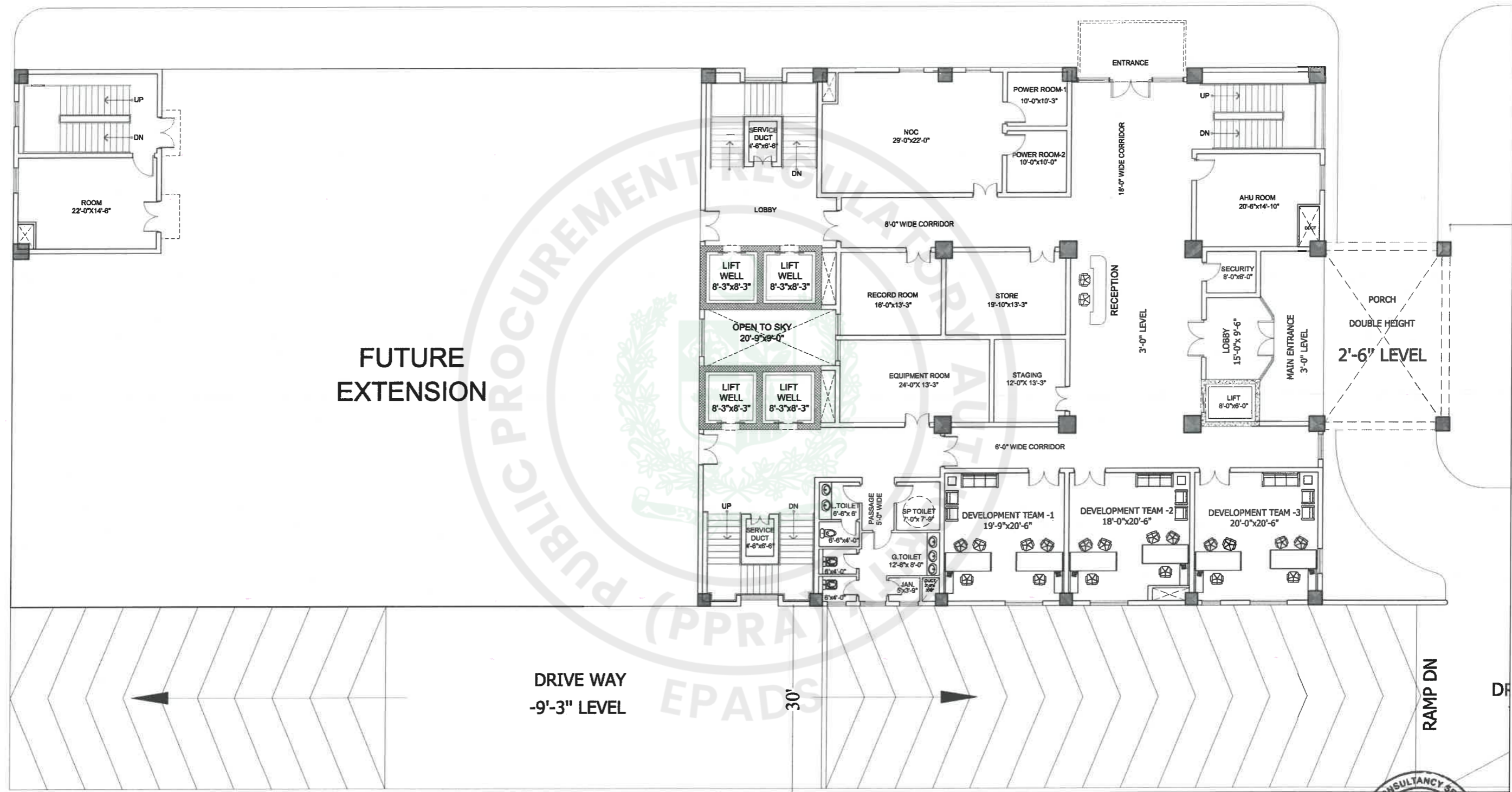
UPPER BASEMENT FLOOR PLAN
62 NOS CARS PARKING



TENDER DRAWINGS

TENDER DRAWING

CONSULTANTS  DEVELOPMENT CONSULTANCY SERVICES (Pvt.) Ltd. Office 27, 2nd Floor, Executive complex, G-8 Markaz, Islamabad Phone: 051-8738305	EXECUTING AGENCY: D.G (WORKS) CAPITAL DEVELOPMENT AUTHORITY (CDA) CLIENT & SPONSOR: ELECTION COMMISSION OF PAKISTAN PROJECT ADDRESS: H-11/4, ISLAMABAD	PROJECT: CONSTRUCTION OF FEDERAL ELECTION ACADEMY AND OTHER OFFICES OF ELECTION COMMISSION OF PAKISTAN	DWG. TITLE UPPER BASEMENT FLOOR FURNITURE LAYOUT PLAN	REV. NO. _____	DESCRIPTION _____	DATE _____	SIGN _____	DESIGNER: RIMSHA SABOOR DRAWN BY: ZAMURAD FILED BY: _____ CHKD. BY: ATHAR SAEED	PRINCIPAL ARCHITECT: ATHAR SAEED	PROJECT ARCHITECT: RIMSHA SABOOR	SCALE: N.T.S	DRAWING NO. A - 04	REV. 0
				DATE: MARCH, 2026	DATE: MARCH, 2026								



FUTURE
EXTENSION

DRIVE WAY
-9'-3" LEVEL

GROUND FLOOR PLAN

TENDER DRAWINGS



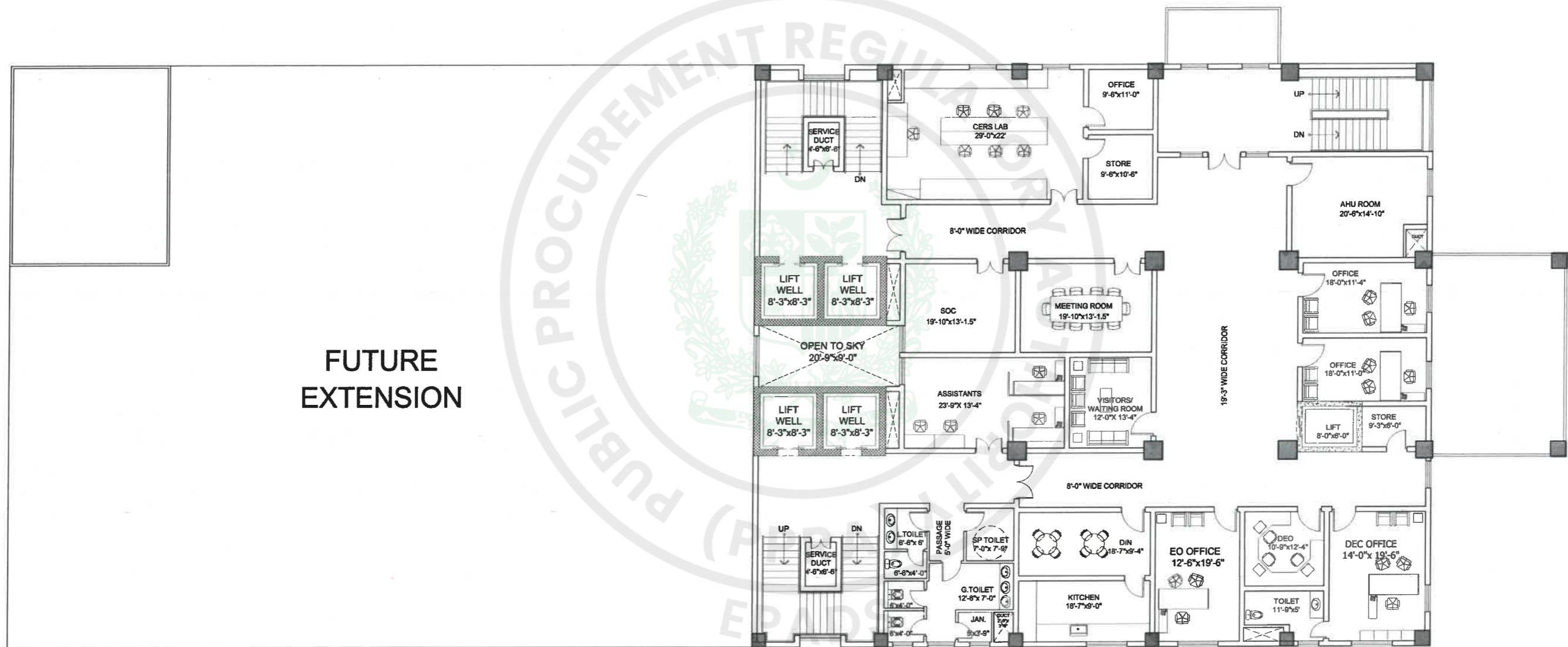
CONSULTANTS
DEVELOPMENT CONSULTANCY SERVICES (Pvt.) Ltd.
 Office 27, 2nd Floor, Executive complex, G-8 Markaz,
 Islamabad
 Phone: 051-8736305

EXECUTING AGENCY:
**D.G (WORKS) CAPITAL
 DEVELOPMENT AUTHORITY (CDA)**
 CLIENT & SPONSOR:
ELECTION COMMISSION OF PAKISTAN
 PROJECT ADDRESS:
 H-11/4, ISLAMABAD

PROJECT:
**CONSTRUCTION OF
 FEDERAL ELECTION ACADEMY
 AND OTHER OFFICES OF
 ELECTION COMMISSION OF PAKISTAN**

DWG. TITLE
**GROUND FLOOR
 FURNITURE LAYOUT PLAN**

REV. NO.	DESCRIPTION	DATE	SIGN	DESIGNER	PRINCIPAL ARCHITECT.	PROJECT ARCHITECT.
				DESIGN: SHAHEERA IRFAN	ATHAR SAEED.	SHAHEERA IRFAN
				OWN: ZAMURAD		
				FILE: _____		
				CKD: ATHAR SAEED.		
				SCALE: N.T.S	DRAWING NO.	REV.
				DATE: MARCH, 2026	A - 05	0

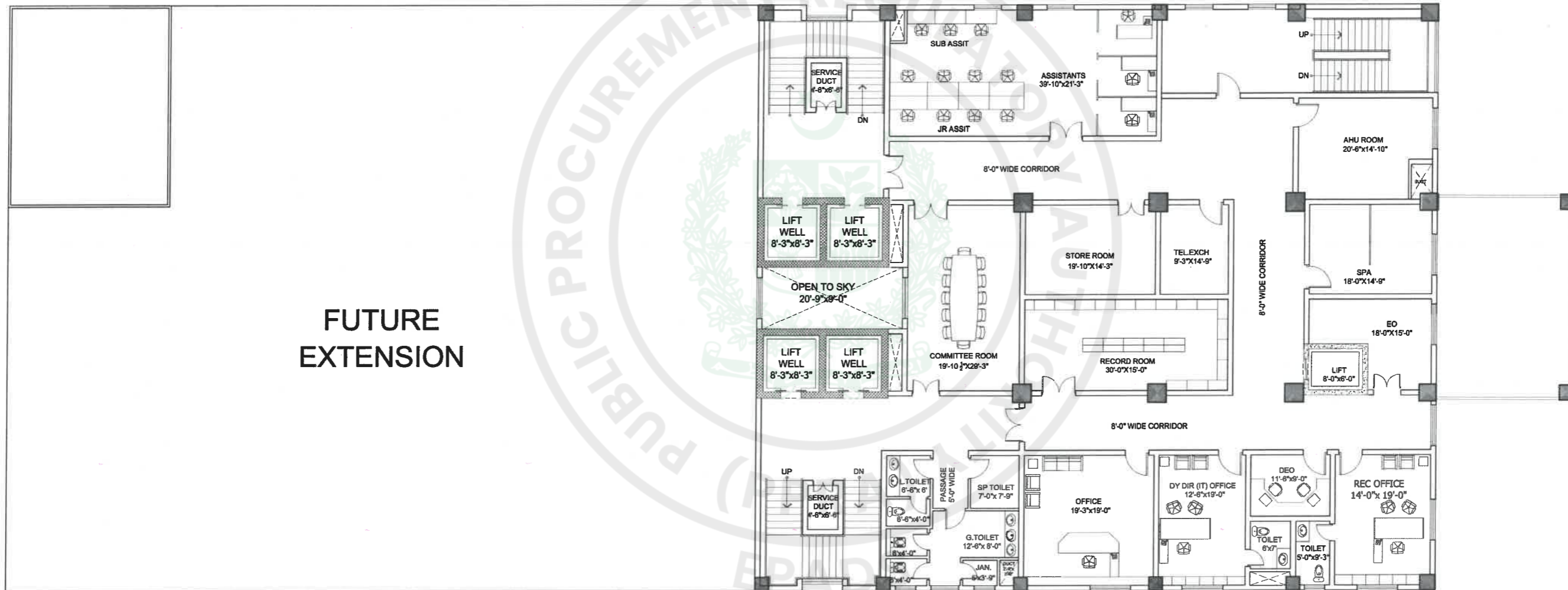


FIRST FLOOR PLAN

AREA = 7639.00 SQFT



CONSULTANTS		EXECUTING AGENCY :	PROJECT :	DWG. TITLE	TENDER DRAWINGS				TENDER DRAWING	
DEVELOPMENT CONSULTANCY SERVICES (Pvt.) Ltd. Office 27, 2nd Floor, Executive complex, G-8 Markaz, Islamabad Phone: 051-8738305	D.G (WORKS) CAPITAL DEVELOPMENT AUTHORITY (CDA) CLIENT & SPONSOR: ELECTION COMMISSION OF PAKISTAN PROJECT ADDRESS: H-11/4, ISLAMABAD	CONSTRUCTION OF FEDERAL ELECTION ACADEMY AND OTHER OFFICES OF ELECTION COMMISSION OF PAKISTAN	FIRST FLOOR FURNITURE LAYOUT PLAN	REV. NO.	DESCRIPTION	DATE	SIGN	DESIGNER	PRINCIPAL ARCHITECT.	PROJECT ARCHITECT.
								DESIGNER: SHAHEERA IRFAN	PRINCIPAL ARCHITECT: ATHAR SAEED.	PROJECT ARCHITECT: SHAHEERA IRFAN
				FILE				SCALE	DRAWING NO.	REV.
				CHKD. ATHAR SAEED.				N.T.S	A - 06	0
								DATE		
								MARCH, 2026		



FUTURE
EXTENSION


SECOND FLOOR PLAN

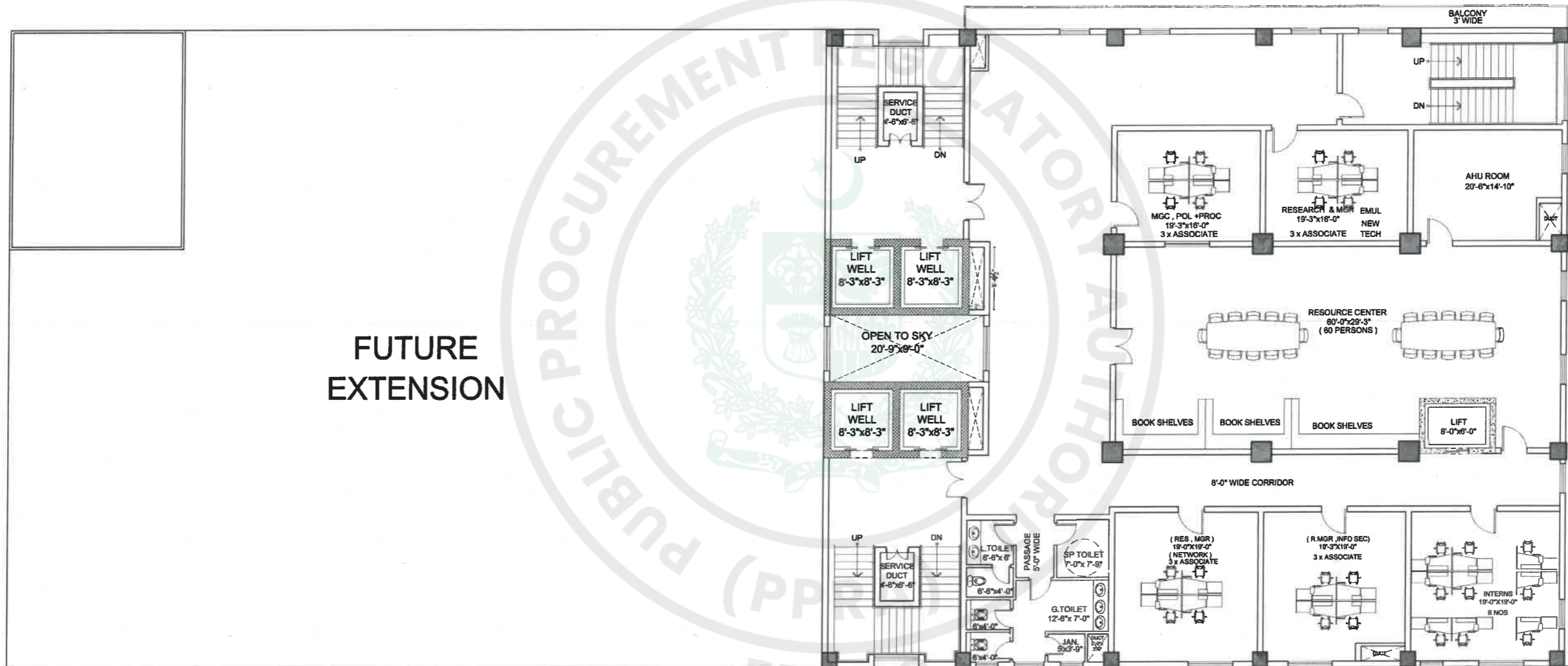
AREA = 7639.00 SQFT



TENDER DRAWINGS

TENDER DRAWING

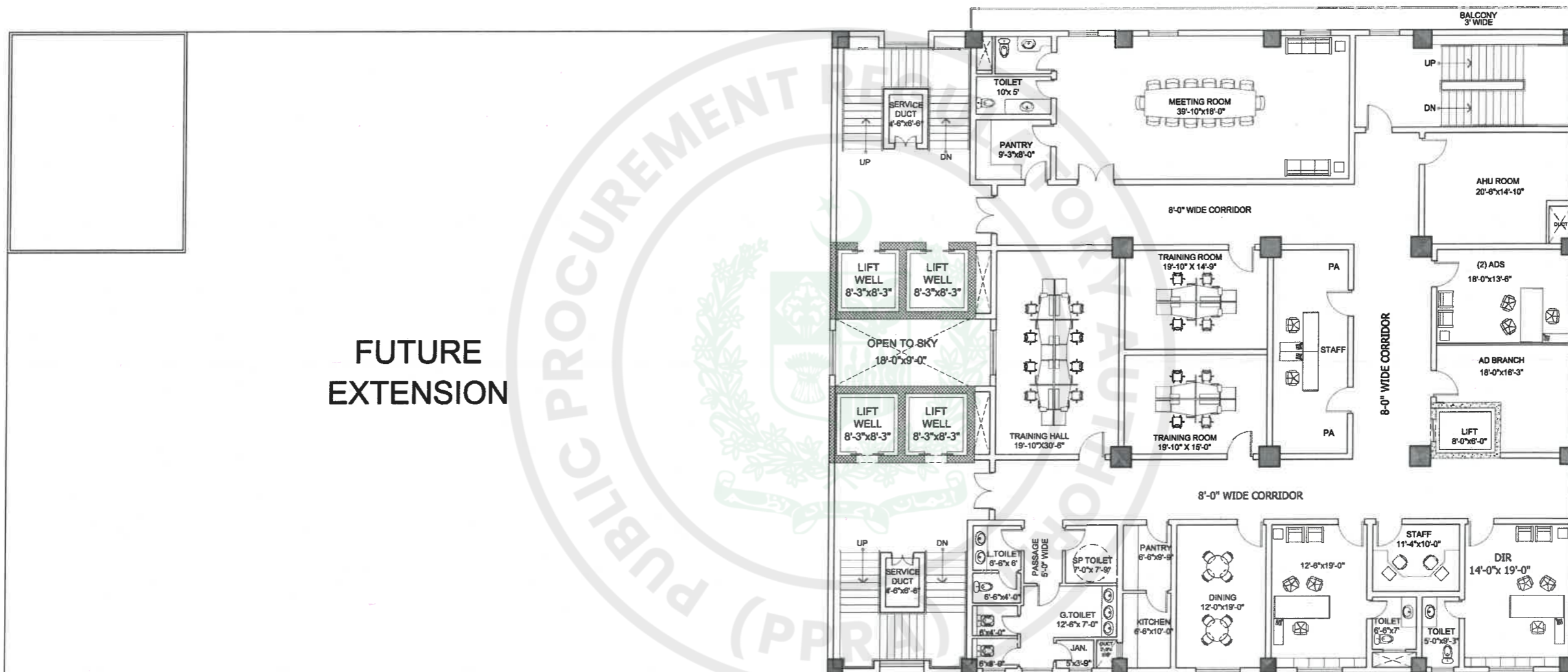
CONSULTANTS  DEVELOPMENT CONSULTANCY SERVICES (Pvt.) Ltd. Office 27, 2nd Floor, Executive complex, G-8 Markaz, Islamabad Phone: 051-8736305	EXECUTING AGENCY : D.G (WORKS) CAPITAL DEVELOPMENT AUTHORITY (CDA) CLIENT & SPONSOR: ELECTION COMMISSION OF PAKISTAN PROJECT ADDRESS: H-11/4, ISLAMABAD	PROJECT: CONSTRUCTION OF FEDERAL ELECTION ACADEMY AND OTHER OFFICES OF ELECTION COMMISSION OF PAKISTAN	DWG. TITLE SECOND FLOOR FURNITURE LAYOUT PLAN	REV. NO. _____	DESCRIPTION _____	DATE _____	SIGN _____	DESIGNER: SHAHEERA IRFAN DWN.: ZAMJURAD FILE: _____ CKD.: ATHAR SAEED.	PRINCIPAL ARCHITECT. ATHAR SAEED.	PROJECT ARCHITECT. SHAHEERA IRFAN	SCALE N.T.S	DRAWING NO. A - 07	REV. 0
				DATE MARCH, 2026	DATE MARCH, 2026								



THIRD FLOOR PLAN
 AREA = 7039.00 SQFT



CONSULTANTS		EXECUTING AGENCY :		PROJECT :		DWG. TITLE		TENDER DRAWINGS				TENDER DRAWING	
DEVELOPMENT CONSULTANCY SERVICES (Pvt.) Ltd. Office 27, 2nd Floor, Executive complex, G-8 Markaz, Islamabad Phone: 051-8738305	D.G (WORKS) CAPITAL DEVELOPMENT AUTHORITY (CDA) CLIENT & SPONSOR: ELECTION COMMISSION OF PAKISTAN PROJECT ADDRESS: H-11/4, ISLAMABAD	CONSTRUCTION OF FEDERAL ELECTION ACADEMY AND OTHER OFFICES OF ELECTION COMMISSION OF PAKISTAN	THIRD FLOOR FURNITURE LAYOUT PLAN	REV. NO.	DESCRIPTION	DATE	SIGN	DESIGNER: SHAHEERA IRFAN	PRINCIPAL ARCHITECT:	PROJECT ARCHITECT:	SCALE	DRAWING NO.	REV.
								DRAWN: ZAMIRAD	ATHAR SAEED.	SHAHEERA IRFAN	N.T.S	A - 08	0
								FILE: _____	DATE: MARCH, 2026				
								CHKD: ATHAR SAEED.					




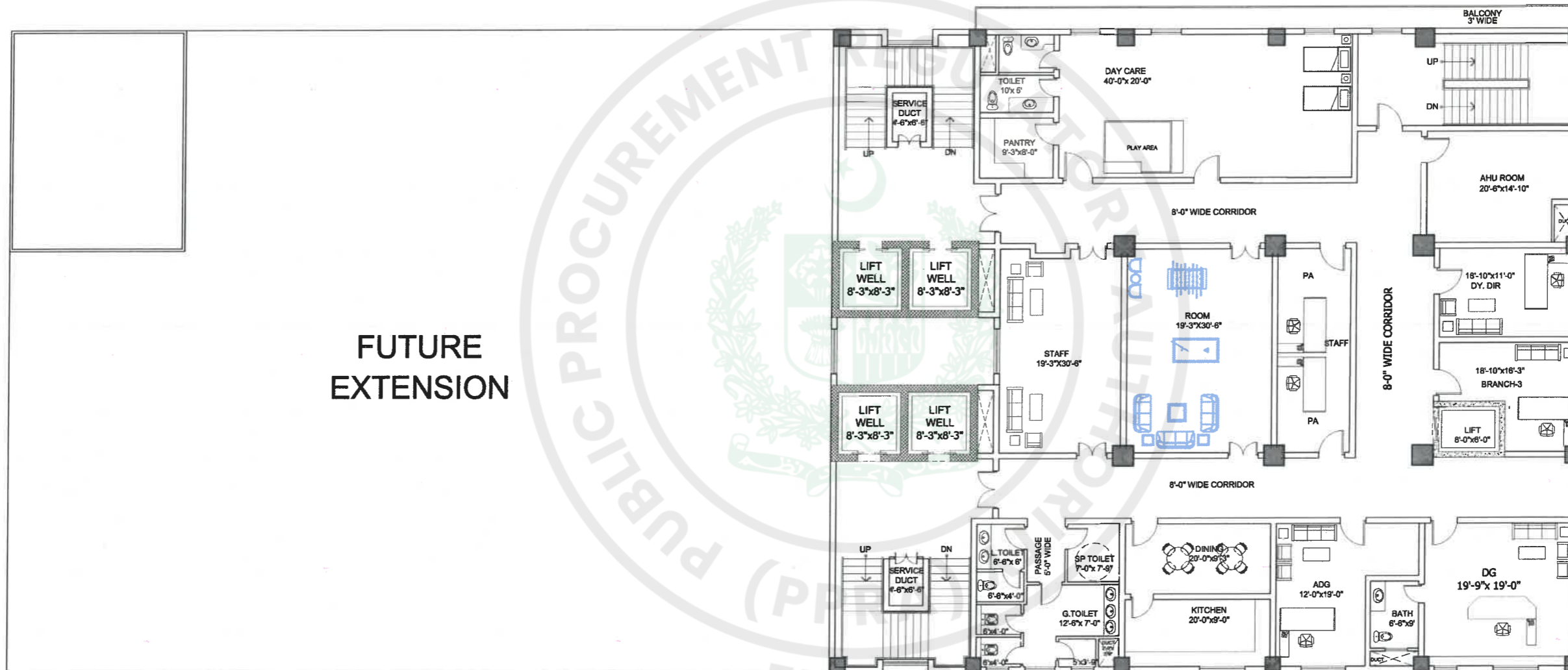
FOURTH FLOOR PLAN
AREA = 7039.00 SQFT



TENDER DRAWINGS

TENDER DRAWING

CONSULTANTS  DEVELOPMENT CONSULTANCY SERVICES (Pvt.) Ltd. Office 27, 2nd Floor, Executive complex, G-9 Markaz, Islamabad Phone: 051-8736305	EXECUTING AGENCY : D.G (WORKS) CAPITAL DEVELOPMENT AUTHORITY (CDA) CLIENT & SPONSOR: ELECTION COMMISSION OF PAKISTAN PROJECT ADDRESS: H-11/4, ISLAMABAD	PROJECT: CONSTRUCTION OF FEDERAL ELECTION ACADEMY AND OTHER OFFICES OF ELECTION COMMISSION OF PAKISTAN	DWG. TITLE FOURTH FLOOR FURNITURE LAYOUT PLAN	REV. NO. _____	DESCRIPTION _____	DATE _____	SIGN _____	DESIGNER: SHAHEERA IRFAN DRAWN: ZAMURAD FILE: _____ CHKD: ATHAR SAEED.	PRINCIPAL ARCHITECT: ATHAR SAEED.	PROJECT ARCHITECT: SHAHEERA IRFAN
				SCALE: N.T.S. DATE: MARCH, 2026	DRAWING NO. A - 09	REV. 0				





FIFTH FLOOR PLAN
 AREA = 7039.00 SQFT



TENDER DRAWINGS

TENDER DRAWING

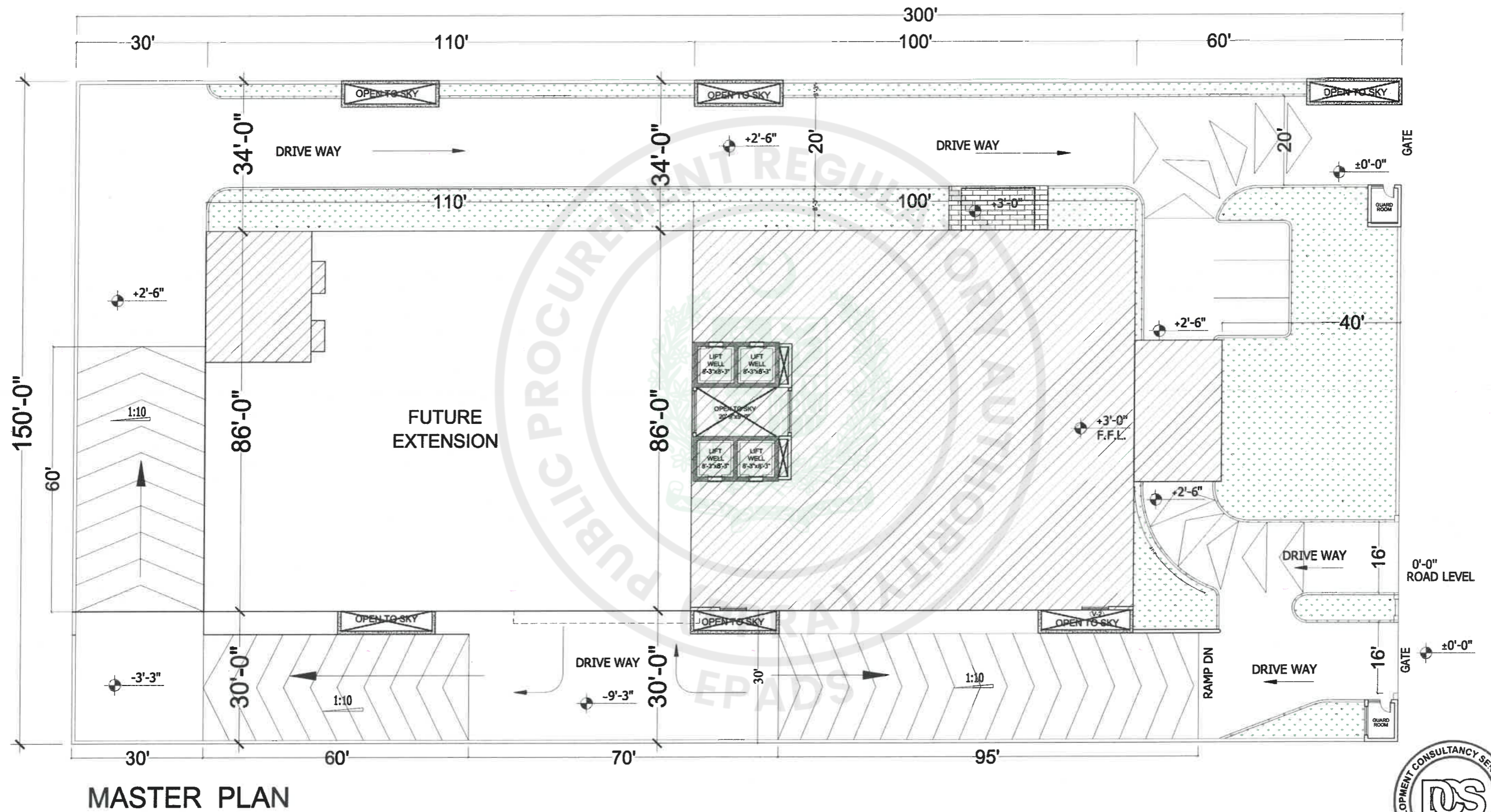
CONSULTANTS  DEVELOPMENT CONSULTANCY SERVICES (Pvt.) Ltd. Office 27, 2nd Floor, Executive complex, G-8 Markaz, Islamabad Phone: 051-8738305	EXECUTING AGENCY: D.G (WORKS) CAPITAL DEVELOPMENT AUTHORITY (CDA) CLIENT & SPONSOR: ELECTION COMMISSION OF PAKISTAN PROJECT ADDRESS: H-11/4, ISLAMABAD	PROJECT: CONSTRUCTION OF FEDERAL ELECTION ACADEMY AND OTHER OFFICES OF ELECTION COMMISSION OF PAKISTAN	DWG. TITLE FIFTH FLOOR FURNITURE LAYOUT PLAN	REV. NO. _____	DESCRIPTION _____	DATE _____	SIGN _____	DESIGNER: DESN. SHAHEERA IRFAN DWN. ZAMJURAD	PRINCIPAL ARCHITECT: ATHAR SAEED.	PROJECT ARCHITECT: SHAHEERA IRFAN
				FILE _____	CKD. ATHAR SAEED.	SCALE: N.T.S.	DATE: MARCH, 2026	DRAWING NO. A - 10	REV. 0	



SIXTH FLOOR PLAN
 AREA = 7580.00 SQFT




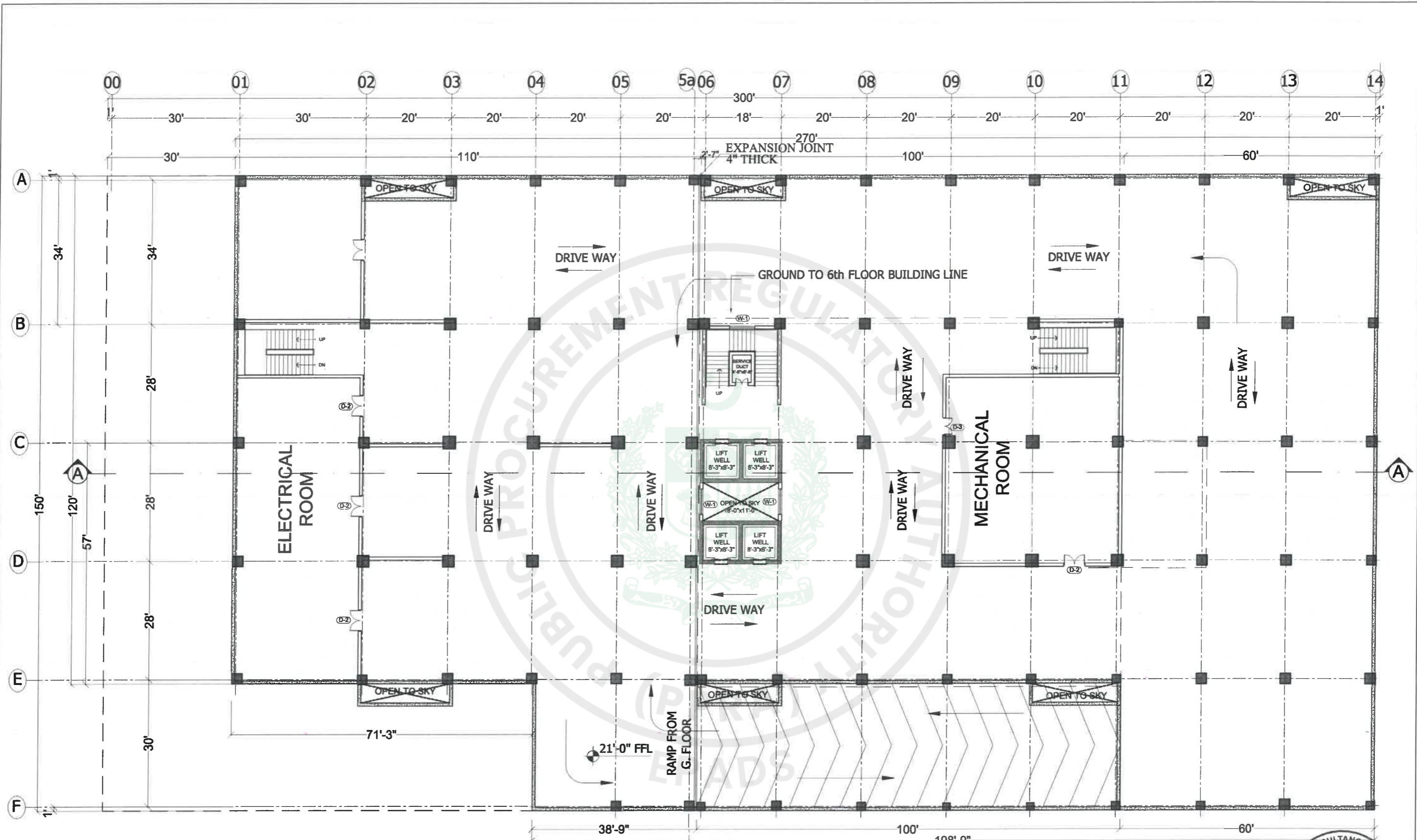
CONSULTANTS		EXECUTING AGENCY :		PROJECT :	DWG. TITLE	REV. NO.				TENDER DRAWINGS		TENDER DRAWING
DEVELOPMENT CONSULTANCY SERVICES (Pvt.) Ltd. Office 27, 2nd Floor, Executive complex, G-8 Markaz, Islamabad Phone: 051-8738305	D.G (WORKS) CAPITAL DEVELOPMENT AUTHORITY (CDA) CLIENT & SPONSOR: ELECTION COMMISSION OF PAKISTAN PROJECT ADDRESS: H-11/4, ISLAMABAD	CONSTRUCTION OF FEDERAL ELECTION ACADEMY AND OTHER OFFICES OF ELECTION COMMISSION OF PAKISTAN	SIXTH FLOOR FURNITURE LAYOUT PLAN	REV. NO.	DESCRIPTION	DATE	SIGN	DESIGNER	PRINCIPAL ARCHITECT.	PROJECT ARCHITECT.	SCALE	DRAWING NO.
								DESIGNER	PRINCIPAL ARCHITECT.	PROJECT ARCHITECT.	SCALE	DRAWING NO.
								DESIGNER: SHAHEERA IRFAN	ATHAR SAEED.	SHAHEERA IRFAN	N.T.S	A - 11
								DWN. ZAMURAD			MARCH, 2026	0
								FILE				
								CKD. ATHAR SAEED.				



TENDER DRAWINGS

TENDER DRAWING

CONSULTANTS  DEVELOPMENT CONSULTANCY SERVICES (Pvt.) Ltd. Office 27, 2nd Floor, Executive complex, G-8 Markaz, Islamabad Phone: 051-8736305	EXECUTING AGENCY: D.G (WORKS) CAPITAL DEVELOPMENT AUTHORITY (CDA) CLIENT & SPONSOR: ELECTION COMMISSION OF PAKISTAN PROJECT ADDRESS: H-11/4, ISLAMABAD	PROJECT: CONSTRUCTION OF FEDERAL ELECTION ACADEMY AND OTHER OFFICES OF ELECTION COMMISSION OF PAKISTAN	DWG. TITLE MASTER PLAN	REV. NO. _____	DESCRIPTION _____	DATE _____	SIGN _____	DESIGNER: RIMSHA SABOOR DRAWN: ZAMJURAD FILE: _____ CHKD.: ATHAR SAEED	PRINCIPAL ARCHITECT: ATHAR SAEED	PROJECT ARCHITECT: RIMSHA SABOOR
				SCALE: N.T.S. DATE: MARCH, 2026	DRAWING NO. A - 02	REV. 0				




LOWER BASEMENT FLOOR PLAN

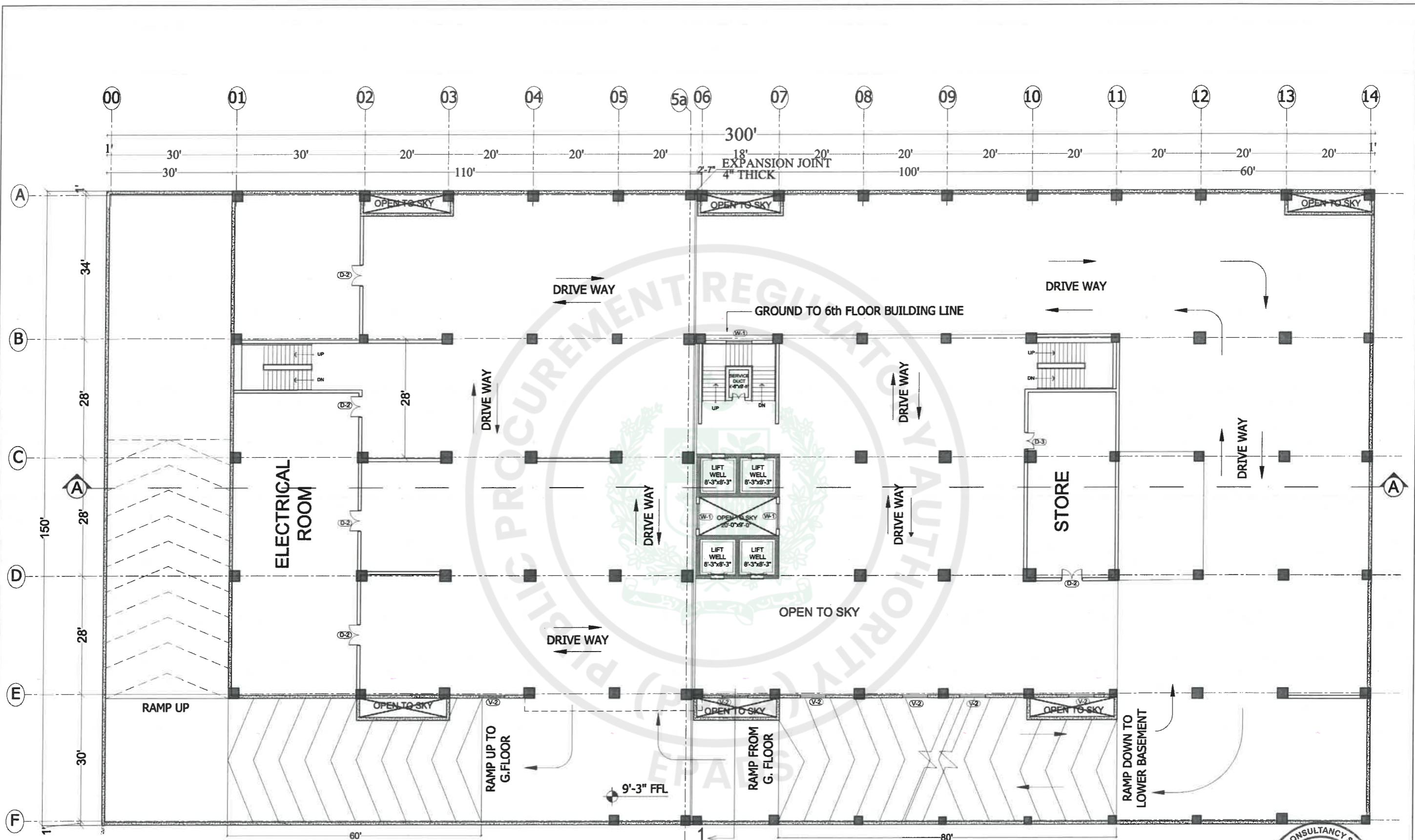
57 NOS CARS PARKING



TENDER DRAWINGS

TENDER DRAWING

CONSULTANTS  DEVELOPMENT CONSULTANCY SERVICES (Pvt.) Ltd. Office 27, 2nd Floor, Executive complex, G-8 Markaz, Islamabad Phone: 051-8736305	EXECUTING AGENCY: D.G (WORKS) CAPITAL DEVELOPMENT AUTHORITY (CDA) CLIENT & SPONSOR: ELECTION COMMISSION OF PAKISTAN PROJECT ADDRESS: H-11/4, ISLAMABAD	PROJECT: CONSTRUCTION OF FEDERAL ELECTION ACADEMY AND OTHER OFFICES OF ELECTION COMMISSION OF PAKISTAN	DWG. TITLE LOWER BASEMENT FLOOR PLAN	REV. NO. _____	DESCRIPTION _____	DATE _____	SIGN _____	DESIGNER: DESN. RIMSHA SABOOR DWN. ZAMURAD	PRINCIPAL ARCHITECT: ATHAR SAEED.	PROJECT ARCHITECT: RIMSHA SABOOR
				SCALE N.T.S	DRAWING NO. A - 12	REV. 0				



UPPER BASEMENT FLOOR PLAN

62 NOS CARS PARKING



TENDER DRAWINGS

TENDER DRAWING

CONSULTANTS
DEVELOPMENT CONSULTANCY SERVICES (Pvt.) Ltd.
 Office 27, 2nd Floor, Executive complex, G-8 Markaz, Islamabad
 Phone: 051-8738305

EXECUTING AGENCY:
 D.G (WORKS) CAPITAL DEVELOPMENT AUTHORITY (CDA)
CLIENT & SPONSOR:
 ELECTION COMMISSION OF PAKISTAN
PROJECT ADDRESS:
 H-11/4, ISLAMABAD

PROJECT:
 CONSTRUCTION OF FEDERAL ELECTION ACADEMY AND OTHER OFFICES OF ELECTION COMMISSION OF PAKISTAN

DWG. TITLE
 UPPER BASEMENT FLOOR PLAN

REV. NO.	DESCRIPTION	DATE	SIGN

DESIGNER: RIMSHA SABOOR	PRINCIPAL ARCHITECT: ATHAR SAEED	PROJECT ARCHITECT: RIMSHA SABOOR
DRAWN BY: ZAMURAD	SCALE: N.T.S	DRAWING NO. A-13
FILE: _____	DATE: MARCH, 2026	REV. 0
CHKD. BY: ATHAR SAEED		

ADMINISTRATIVE OFFICES

100'-0"

60'

DATA CENTER

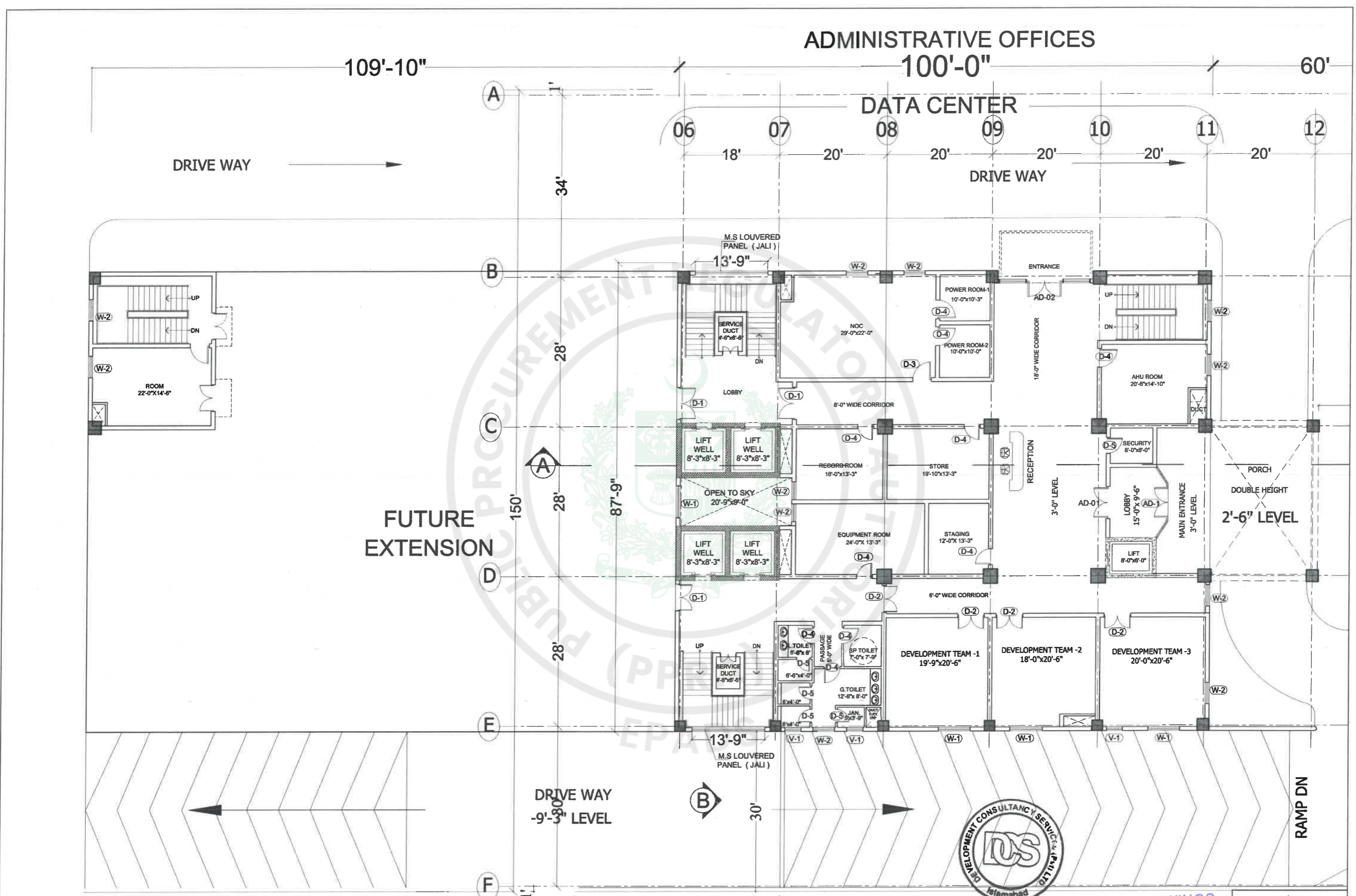
DRIVE WAY

DRIVE WAY

FUTURE EXTENSION

DRIVE WAY
-9'-3" LEVEL

RAMP DN



TENDER DRAWINGS

TENDER DRAWING

CONSULTANTS
DEVELOPMENT CONSULTANCY SERVICES (Pvt.) Ltd.
 Office 27, 2nd Floor, Executive complex, G-8 Markaz, Islamabad
 Phone: 051-8738305

EXECUTING AGENCY:
D.G (WORKS) CAPITAL DEVELOPMENT AUTHORITY (CDA)
 CLIENT & SPONSOR:
ELECTION COMMISSION OF PAKISTAN
 PROJECT ADDRESS:
H-11/4, ISLAMABAD

PROJECT:
CONSTRUCTION OF FEDERAL ELECTION ACADEMY AND OTHER OFFICES OF ELECTION COMMISSION OF PAKISTAN

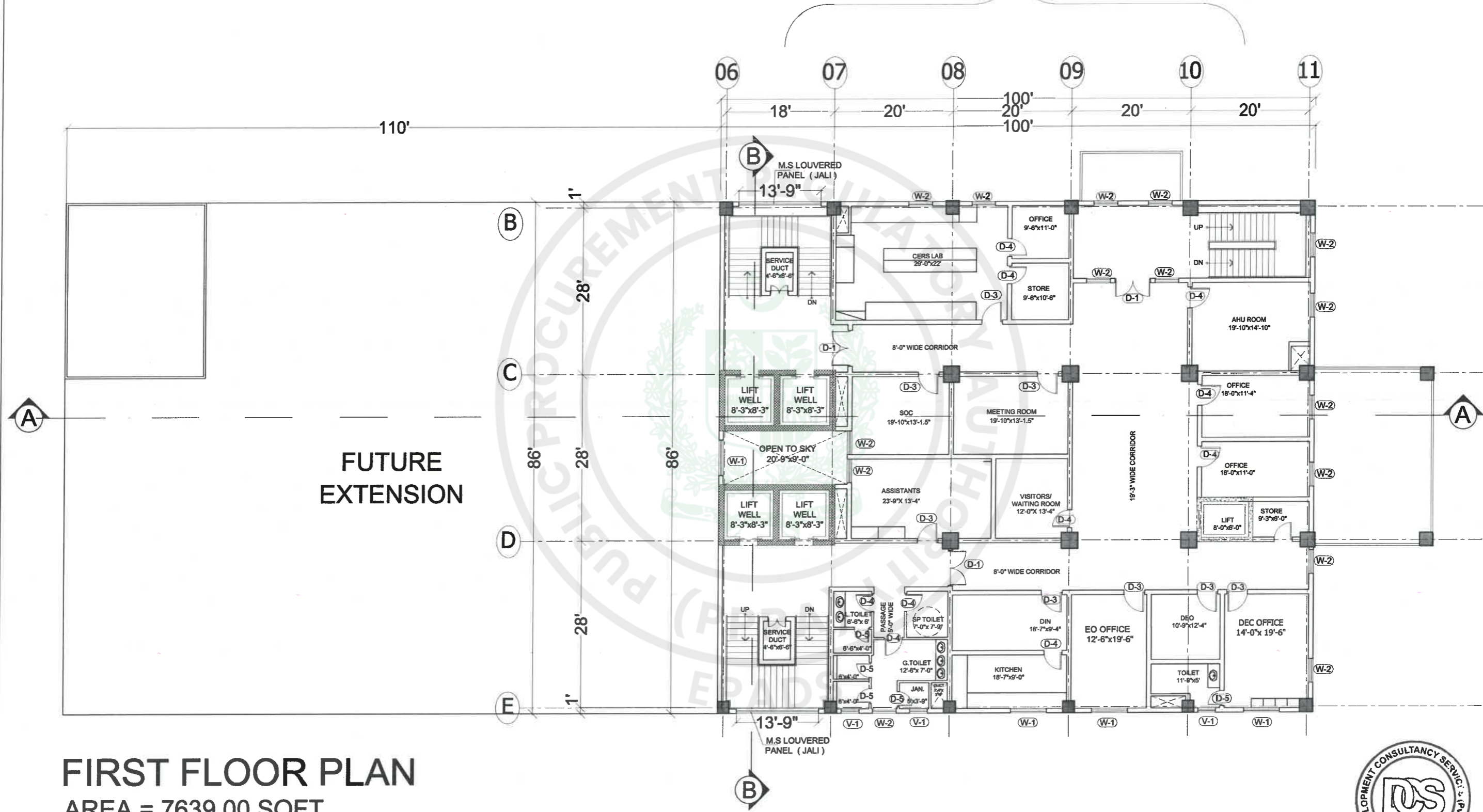
DWG. TITLE
GROUND FLOOR FLOOR PLAN

REV. NO.	DESCRIPTION	DATE	SIGN

DESIGNER: SHAHEERA IRFAN
 DWN: ZAMURAD
 FILE: _____
 CKD: ATHAR SAEED

PRINCIPAL ARCHITECT:
 ATHAR SAEED.
 PROJECT ARCHITECT:
 SHAHEERA IRFAN
 SCALE: N.T.S.
 DATE: MARCH, 2026
 DRAWING NO. **A - 14**
 REV. 0

(OFFICES OF DISTRICT ELECTION COMMISSION ISLAMABAD)



FIRST FLOOR PLAN
 AREA = 7639.00 SQFT



TENDER DRAWINGS

TENDER DRAWING

CONSULTANTS
DEVELOPMENT CONSULTANCY SERVICES (Pvt.) Ltd.
 Office 27, 2nd Floor, Executive complex, G-9 Markaz,
 Islamabad
 Phone: 051-8736305

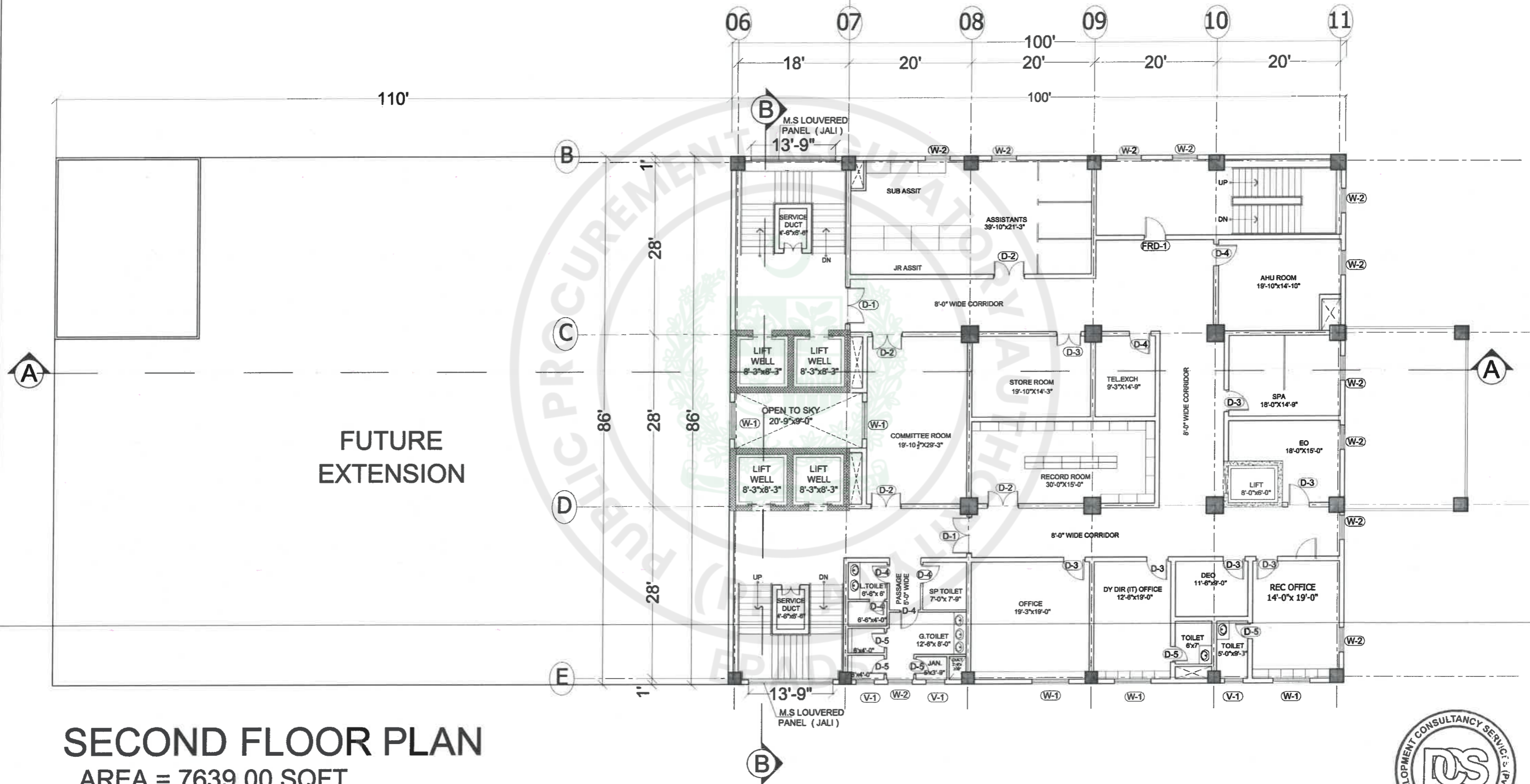
EXECUTING AGENCY:
 D.G (WORKS) CAPITAL
 DEVELOPMENT AUTHORITY (CDA)
CLIENT & SPONSOR:
 ELECTION COMMISSION OF PAKISTAN
PROJECT ADDRESS:
 H-11/4, ISLAMABAD

PROJECT:
 CONSTRUCTION OF
 FEDERAL ELECTION ACADEMY
 AND OTHER OFFICES OF
 ELECTION COMMISSION OF PAKISTAN

DWG. TITLE
 FIRST FLOOR FLOOR PLAN

REV. NO.	DESCRIPTION	DATE	SIGN	DESIGNER	PRINCIPAL ARCHITECT.	PROJECT ARCHITECT.
				DESIGN: SHAHEERA IRFAN	DESIGN: SHAHEERA IRFAN	SHAHEERA IRFAN
				DRAWN: ZAMURAD	DATE: N.T.S	DRAWING NO. A-15
				FILE: _____	DATE: MARCH, 2026	REV. 0
				CHKD: ATHAR SAEED		

(OFFICES OF REGIONAL ELECTION COMMISSIONER




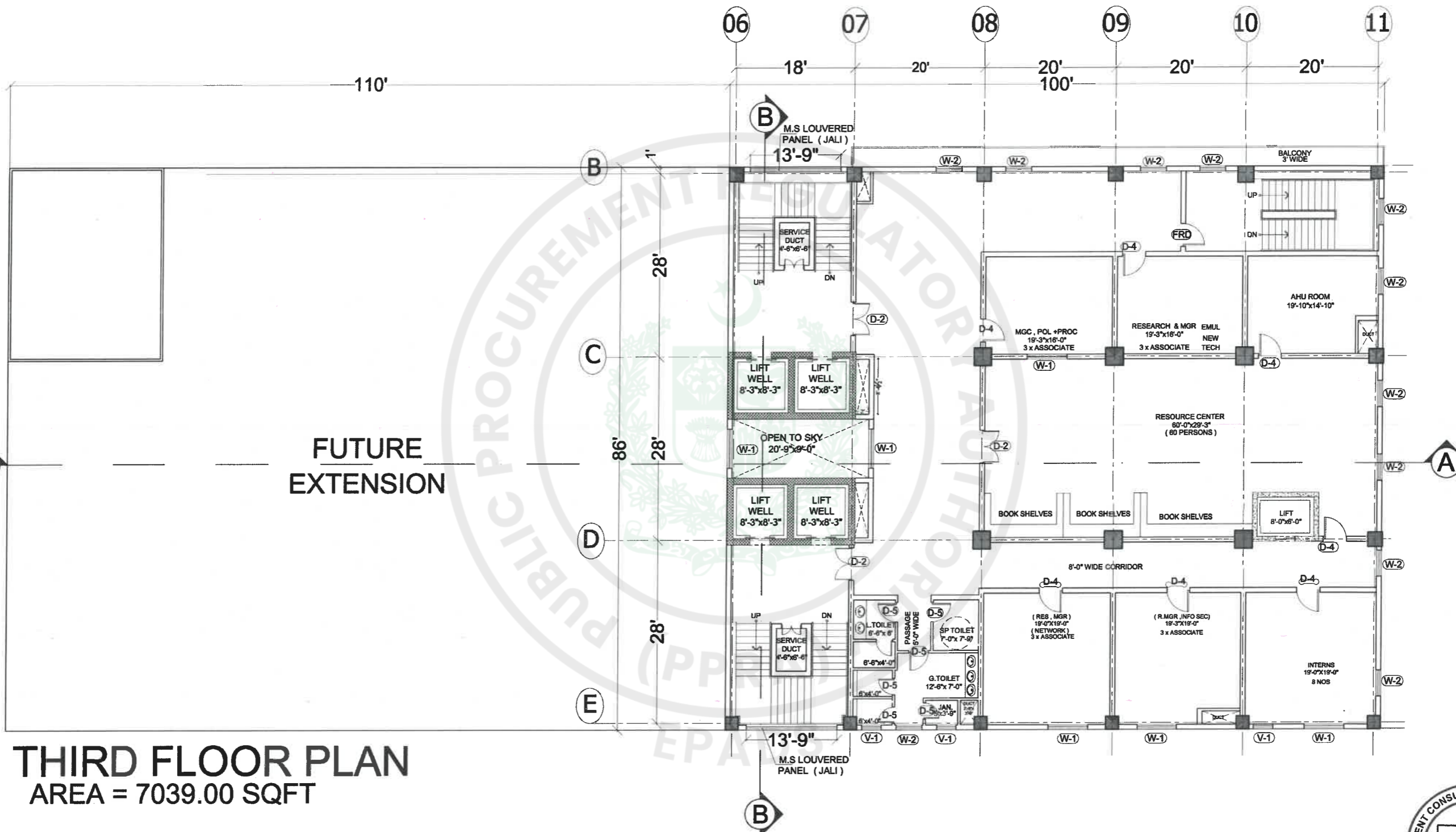
SECOND FLOOR PLAN
AREA = 7639.00 SQFT



TENDER DRAWINGS

TENDER DRAWING

CONSULTANTS  DEVELOPMENT CONSULTANCY SERVICES (Pvt.) Ltd. Office 27, 2nd Floor, Executive complex, G-8 Markaz, Islamabad Phone: 051-8738305	EXECUTING AGENCY: D.G (WORKS) CAPITAL DEVELOPMENT AUTHORITY (CDA) CLIENT & SPONSOR: ELECTION COMMISSION OF PAKISTAN PROJECT ADDRESS: H-11/4, ISLAMABAD	PROJECT: CONSTRUCTION OF FEDERAL ELECTION ACADEMY AND OTHER OFFICES OF ELECTION COMMISSION OF PAKISTAN	DWG. TITLE SECOND FLOOR PLAN	REV. NO. _____ DESCRIPTION _____ DATE _____ SIGN _____	DESN. SHAHEERA IRFAN OWNL. ZAMURAD FILE _____ CKD. ATHAR SAEED.	PRINCIPAL ARCHITECT. ATHAR SAEED.	PROJECT ARCHITECT. SHAHEERA IRFAN
				SCALE N.T.S. DATE MARCH, 2026	DRAWING NO. A - 16	REV. 0	



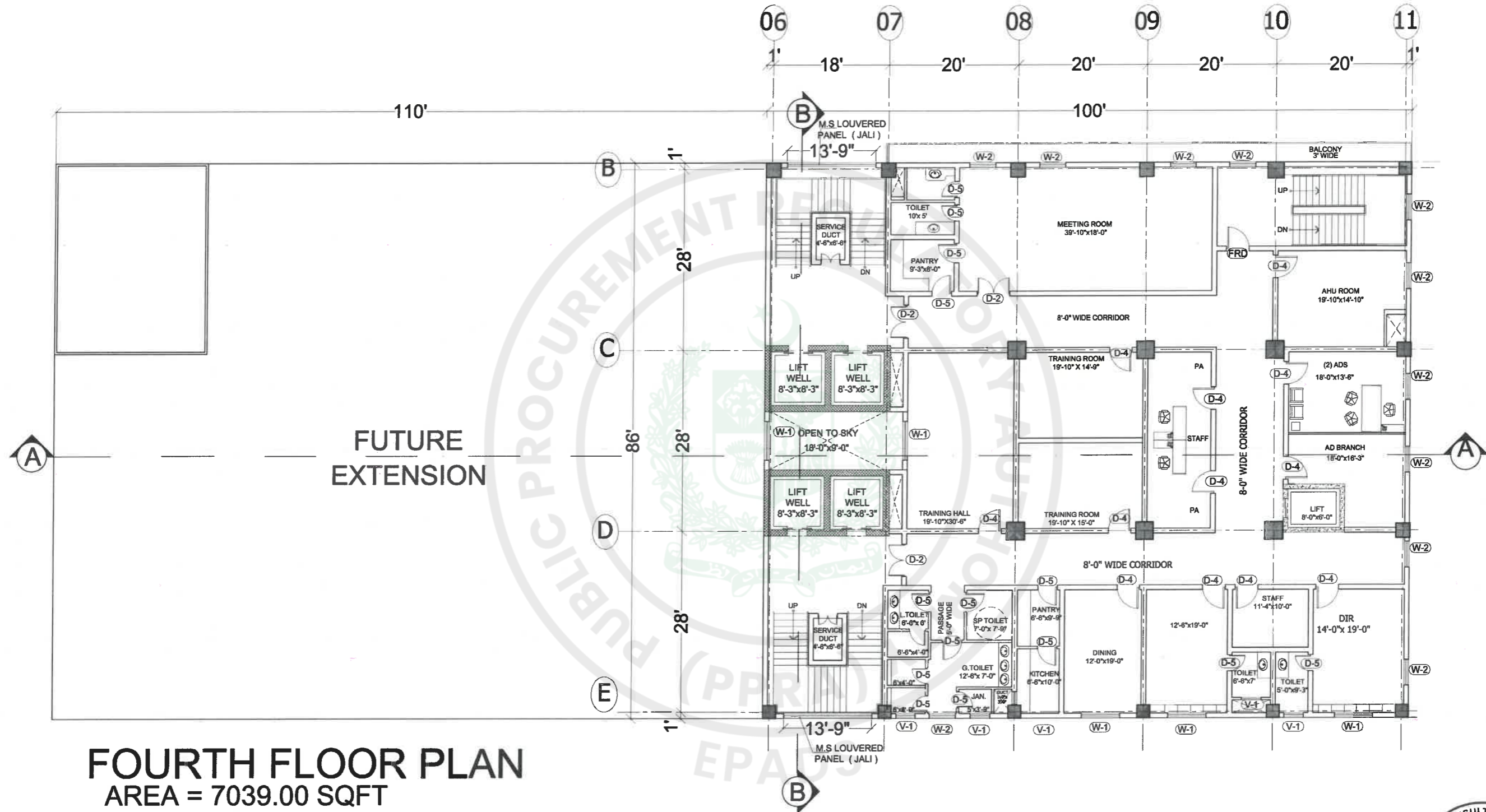
THIRD FLOOR PLAN
 AREA = 7039.00 SQFT



TENDER DRAWINGS

TENDER DRAWING

CONSULTANTS DEVELOPMENT CONSULTANCY SERVICES (Pvt.) Ltd. Office 27, 2nd Floor, Executive complex, G-8 Markaz, Islamabad Phone: 051-8736305	EXECUTING AGENCY: D.G (WORKS) CAPITAL DEVELOPMENT AUTHORITY (CDA) CLIENT & SPONSOR: ELECTION COMMISSION OF PAKISTAN PROJECT ADDRESS: H-11/4, ISLAMABAD	PROJECT: CONSTRUCTION OF FEDERAL ELECTION ACADEMY AND OTHER OFFICES OF ELECTION COMMISSION OF PAKISTAN	DWG. TITLE THIRD FLOOR FLOOR PLAN	REV. NO. _____	DESCRIPTION _____	DATE _____	SIGN _____	DESIGNER: SHAHEERA IRFAN DRAWN: ZAMURAD FILE: _____ CHKD: ATHAR SAEED.	PRINCIPAL ARCHITECT: ATHAR SAEED.	PROJECT ARCHITECT: SHAHEERA IRFAN
				SCALE: N.T.S. DATE: MARCH, 2026	DRAWING NO. A - 17	REV. 0				

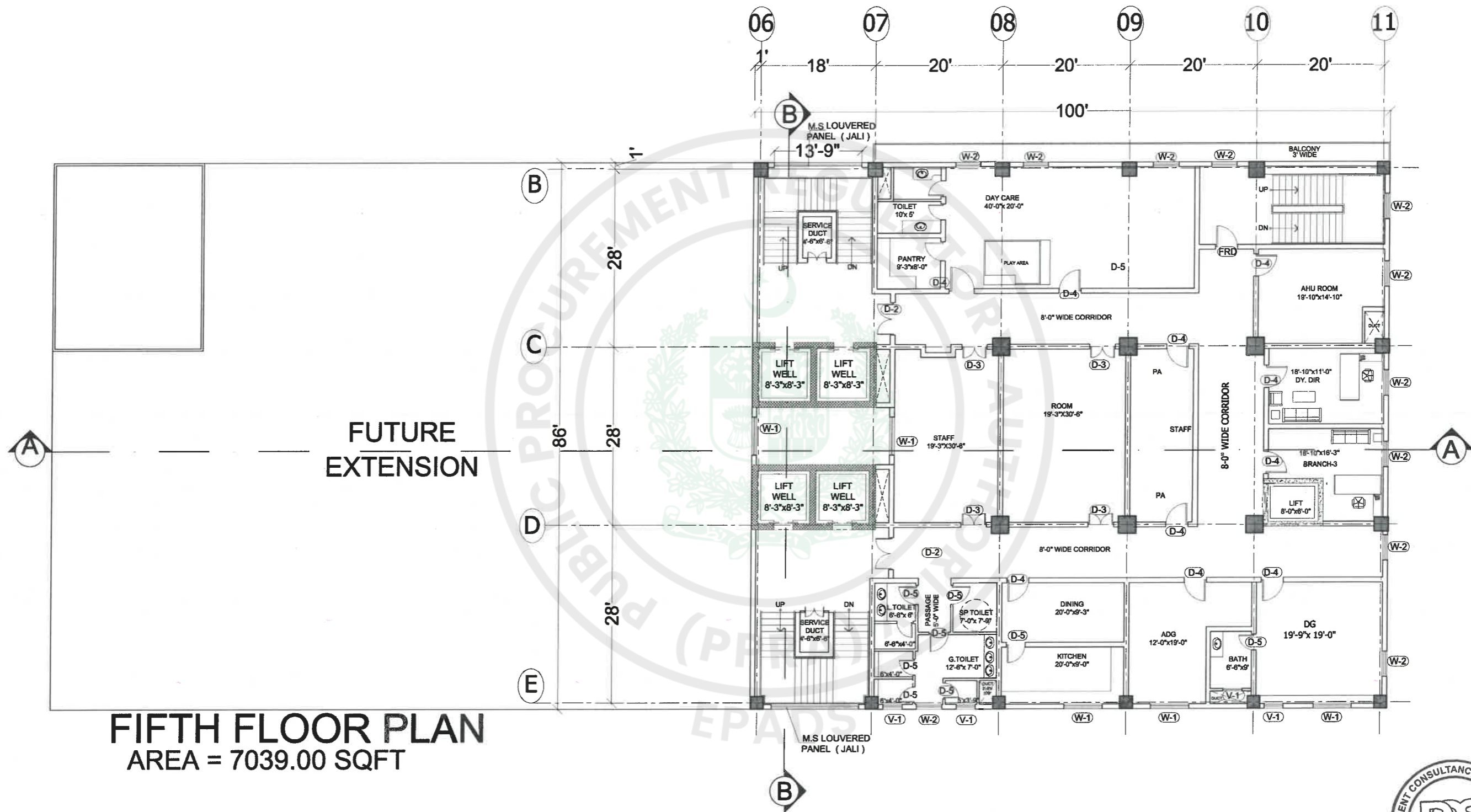


FOURTH FLOOR PLAN
 AREA = 7039.00 SQFT



TENDER DRAWINGS

CONSULTANTS DEVELOPMENT CONSULTANCY SERVICES (Pvt.) Ltd. Office 27, 2nd Floor, Executive complex, G-8 Markaz, Islamabad Phone: 051-8736305	EXECUTING AGENCY: D.G (WORKS) CAPITAL DEVELOPMENT AUTHORITY (CDA) CLIENT & SPONSOR: ELECTION COMMISSION OF PAKISTAN PROJECT ADDRESS: H-11/4, ISLAMABAD	PROJECT: CONSTRUCTION OF FEDERAL ELECTION ACADEMY AND OTHER OFFICES OF ELECTION COMMISSION OF PAKISTAN	DWG. TITLE FOURTH FLOOR FLOOR PLAN	REV. NO. DESCRIPTION DATE SIGN	DESN. SHAHEERA IRFAN DWN. ZAMURAD FILE CKD. ATHAR SAEED.	PRINCIPAL ARCHITECT. ATHAR SAEED.	PROJECT ARCHITECT. SHAHEERA IRFAN
					SCALE N.T.S. DATE MARCH, 2026	DRAWING NO. A - 18	REV. 0




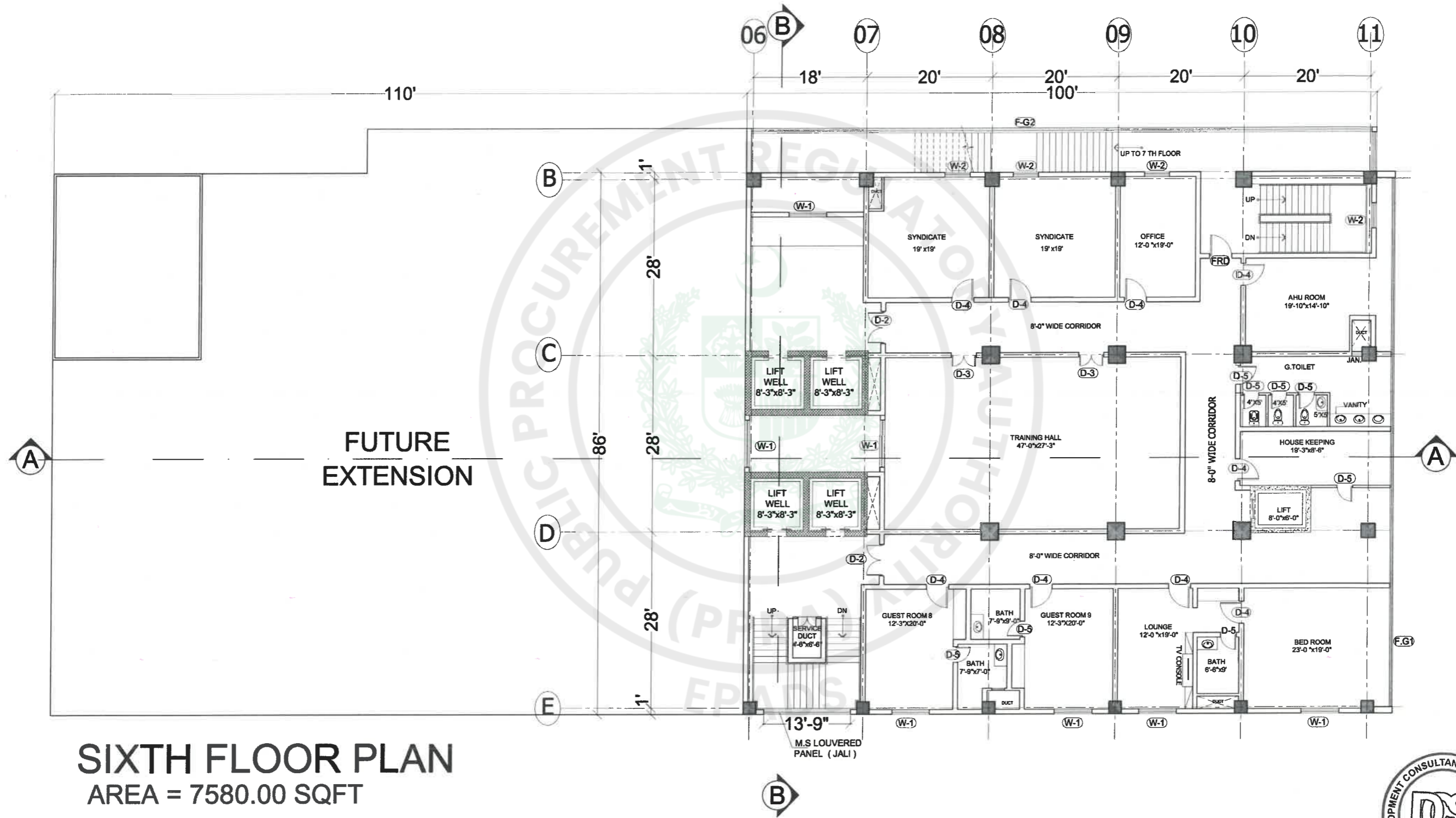
FIFTH FLOOR PLAN
 AREA = 7039.00 SQFT



TENDER DRAWINGS

TENDER DRAWING

CONSULTANTS  DEVELOPMENT CONSULTANCY SERVICES (Pvt.) Ltd. Office 27, 2nd Floor, Executive complex, G-8 Markaz, Islamabad Phone: 051-8736305	EXECUTING AGENCY: D.G (WORKS) CAPITAL DEVELOPMENT AUTHORITY (CDA) CLIENT & SPONSOR: ELECTION COMMISSION OF PAKISTAN PROJECT ADDRESS: H-11/4, ISLAMABAD	PROJECT: CONSTRUCTION OF FEDERAL ELECTION ACADEMY AND OTHER OFFICES OF ELECTION COMMISSION OF PAKISTAN	DWG. TITLE FIFTH FLOOR FLOOR PLAN	REV. NO. _____	DESCRIPTION _____	DATE _____	SIGN _____	DESN. SHAHEERA IRFAN DWN. ZAMURAD FILE _____ CKD. ATHAR SAEED.	PRINCIPAL ARCHITECT. ATHAR SAEED.	PROJECT ARCHITECT. SHAHEERA IRFAN
				SCALE N.T.S	DATE MARCH, 2026	DRAWING NO. A - 19	REV. 0			




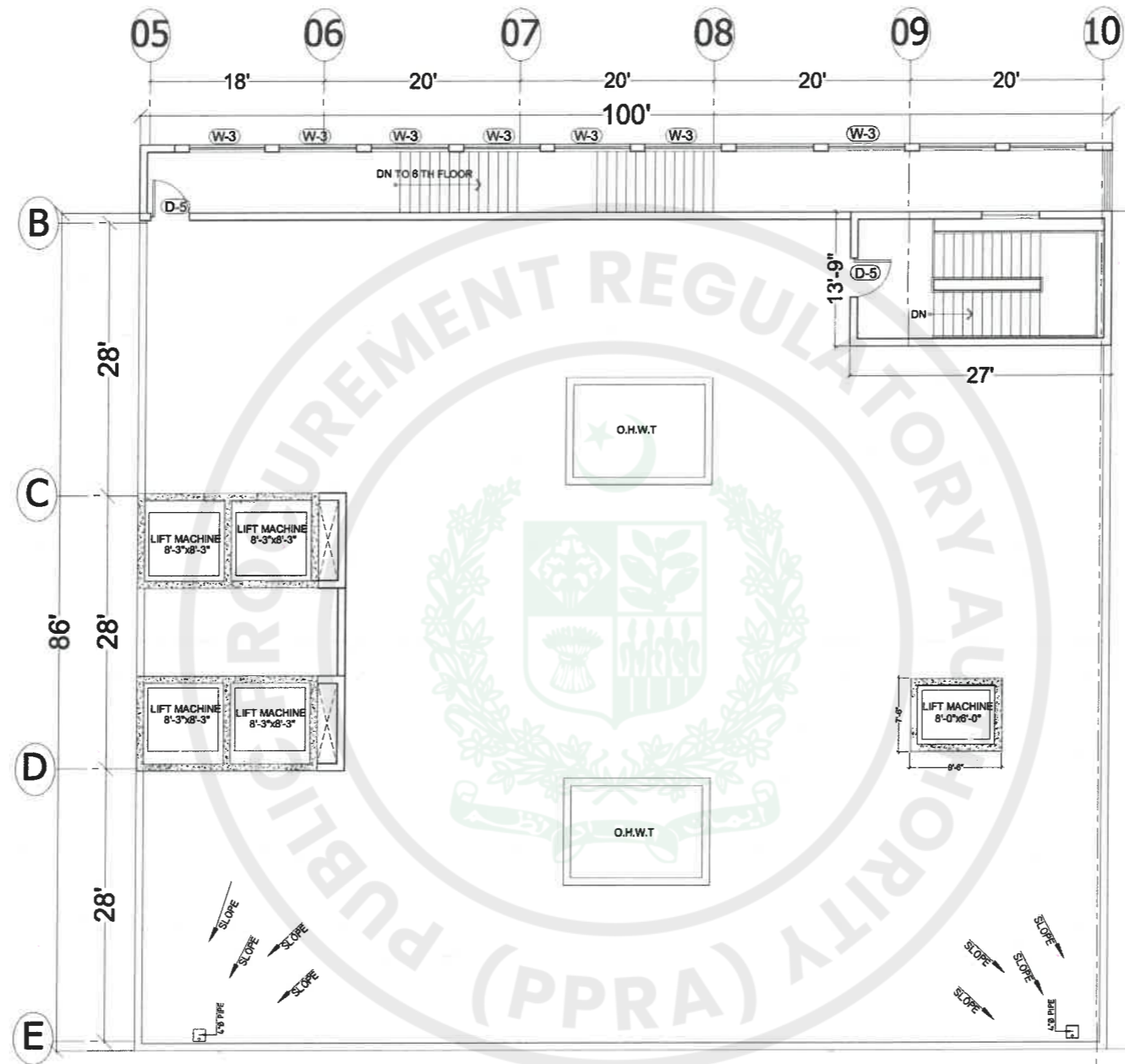
SIXTH FLOOR PLAN
 AREA = 7580.00 SQFT



TENDER DRAWINGS

TENDER DRAWING


CONSULTANTS  DEVELOPMENT CONSULTANCY SERVICES (Pvt.) Ltd. Office 27, 2nd Floor, Executive complex, G-8 Markaz, Islamabad Phone: 051-8736305	EXECUTING AGENCY: D.G (WORKS) CAPITAL DEVELOPMENT AUTHORITY (CDA) CLIENT & SPONSOR: ELECTION COMMISSION OF PAKISTAN PROJECT ADDRESS: H-11/4, ISLAMABAD	PROJECT: CONSTRUCTION OF FEDERAL ELECTION ACADEMY AND OTHER OFFICES OF ELECTION COMMISSION OF PAKISTAN	DWG. TITLE SIXTH FLOOR FLOOR PLAN	REV. NO. _____	DESCRIPTION _____	DATE _____	SIGN _____	DESIGNER: DESN. SHAHEERA IRFAN DWN. ZAMURAD	PRINCIPAL ARCHITECT: ATHAR SAEED.	PROJECT ARCHITECT: SHAHEERA IRFAN
				FILE _____	SCALE N.T.S	DRAWING NO. A - 20	REV. 0			

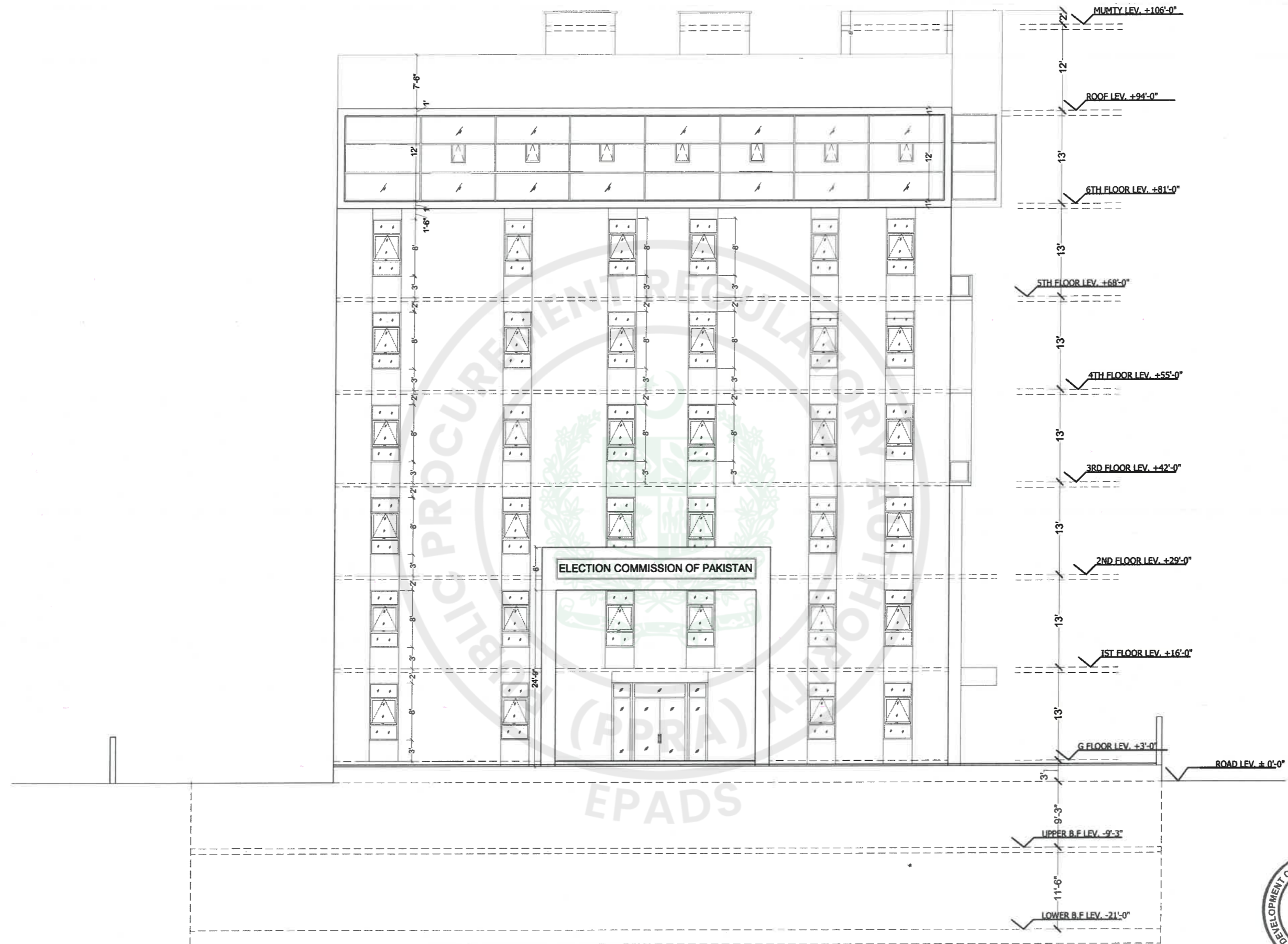


MUMTY FLOOR PLAN
 AREA = 1420.00 SQFT



TENDER DRAWINGS

CONSULTANTS  DEVELOPMENT CONSULTANCY SERVICES (Pvt.) Ltd. Office 27, 2nd Floor, Executive complex, G-8 Markaz, Islamabad Phone: 051-8736305	EXECUTING AGENCY : D.G (WORKS) CAPITAL DEVELOPMENT AUTHORITY (CDA) CLIENT & SPONSOR: ELECTION COMMISSION OF PAKISTAN PROJECT ADDRESS: H-11/4, ISLAMABAD	PROJECT. CONSTRUCTION OF FEDERAL ELECTION ACADEMY AND OTHER OFFICES OF ELECTION COMMISSION OF PAKISTAN	DWG. TITLE MUMTY FLOOR PLAN	REV. NO. _____	DESCRIPTION _____	DATE _____	SIGN _____	DESIGNER: DESAI, SHAHEERA IRFAN OWN. ZAMURAD	PRINCIPAL ARCHITECT. ATHAR SAEED.	PROJECT ARCHITECT. SHAHEERA IRFAN
				FILE _____	SCALE N.T.S	DRAWING NO. A - 21	REV. 0			




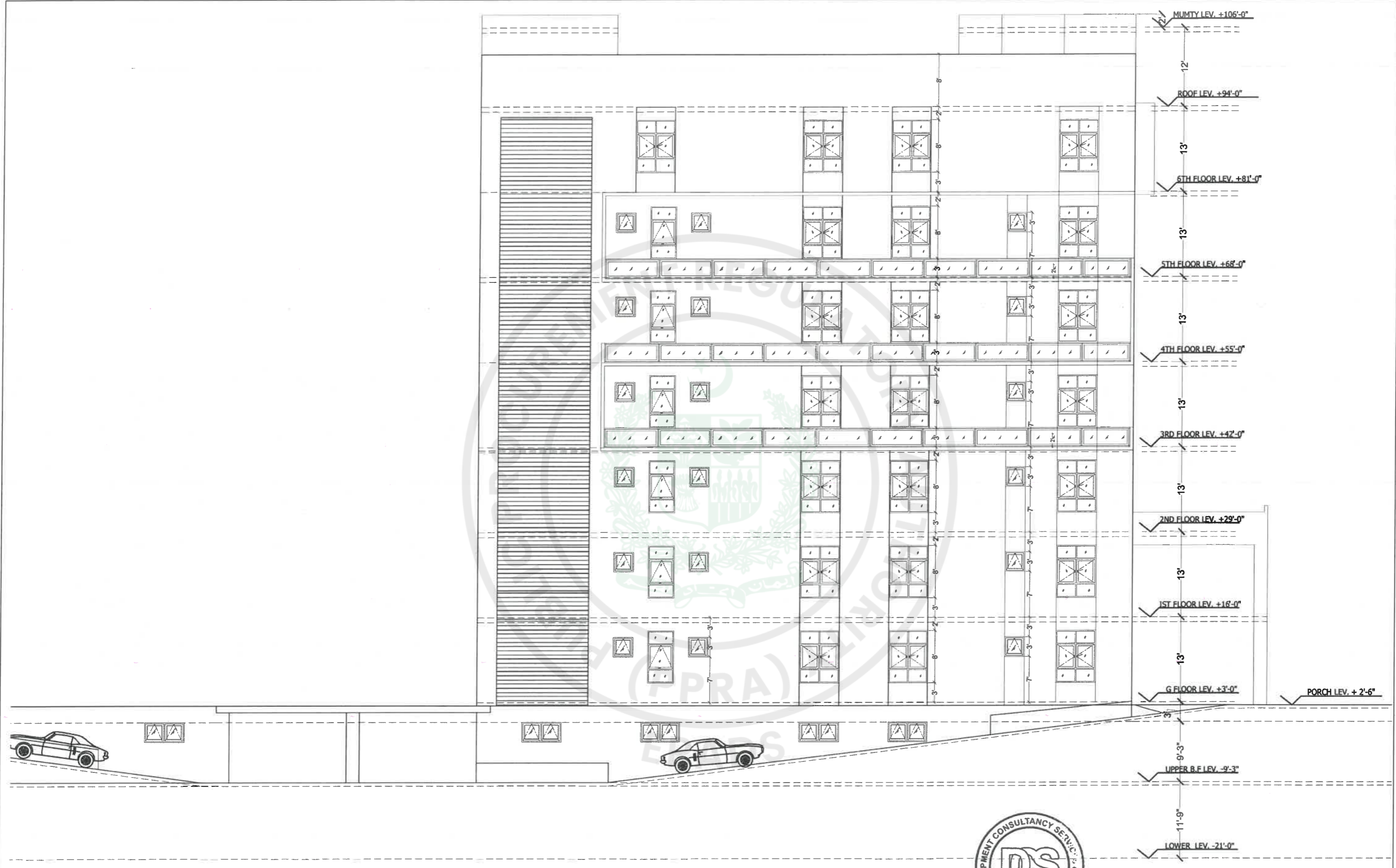
**FRONT ELEVATION
SOUTH-EAST ELEVATION**



TENDER DRAWINGS

TENDER DRAWING

CONSULTANTS  DEVELOPMENT CONSULTANCY SERVICES (Pvt.) Ltd. Office 27, 2nd Floor, Executive complex, G-8 Markaz, Islamabad Phone: 051-8738305	EXECUTING AGENCY : D.G (WORKS) CAPITAL DEVELOPMENT AUTHORITY (CDA) CLIENT & SPONSOR: ELECTION COMMISSION OF PAKISTAN PROJECT ADDRESS: H-11/4, ISLAMABAD	PROJECT: CONSTRUCTION OF FEDERAL ELECTION ACADEMY AND OTHER OFFICES OF ELECTION COMMISSION OF PAKISTAN	DWG. TITLE FRONT ELEVATION	REV. NO. _____	DESCRIPTION _____	DATE _____	SIGN _____	DESIGNER: RIMSHA SABOOR DRAWN BY: ZAMURAD FILED BY: _____ CHKD. BY: ATHAR SAEED.	PRINCIPAL ARCHITECT: ATHAR SAEED.	PROJECT ARCHITECT: RIMSHA SABOOR	SCALE: N.T.S.	DRAWING NO. A - 22	REV. 0
				DATE: MARCH, 2026	DATE: MARCH, 2026								



**LEFT SIDE ELEVATION
SOUTH-WEST ELEVATION**



TENDER DRAWINGS

CONSULTANTS
 **DEVELOPMENT CONSULTANCY SERVICES (Pvt.) Ltd.**
 Office 27, 2nd Floor, Executive complex, G-8 Markaz, Islamabad
 Phone: 051-8736305

EXECUTING AGENCY:
 D.G (WORKS) CAPITAL DEVELOPMENT AUTHORITY (CDA)
CLIENT & SPONSOR:
 ELECTION COMMISSION OF PAKISTAN
PROJECT ADDRESS: H-11/4, ISLAMABAD

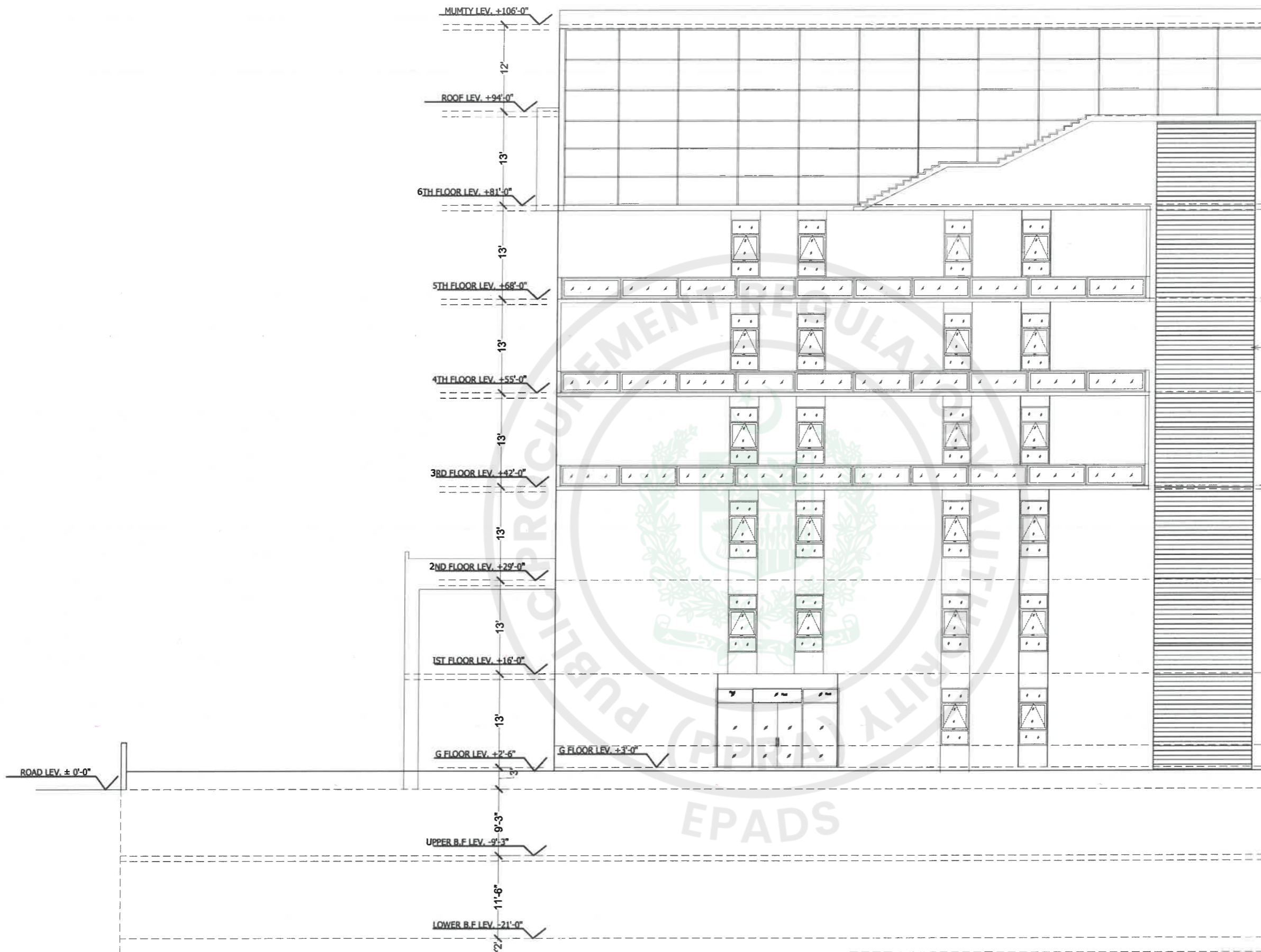
PROJECT: CONSTRUCTION OF FEDERAL ELECTION ACADEMY AND OTHER OFFICES OF ELECTION COMMISSION OF PAKISTAN

DWG. TITLE
 LEFT SIDE ELEVATION

REV. NO.	DESCRIPTION	DATE	SIGN

DESIGNER: RIMSHA SABOOR
OWNER: ZAMURAD
FILE: _____
CHKD.: ATHAR SAEED
SCALE: N.T.S
DATE: MARCH, 2026

TENDER DRAWING	
PRINCIPAL ARCHITECT.	PROJECT ARCHITECT.
ATHAR SAEED	RIMSHA SABOOR
DRAWING NO.	
A - 23	
REV.	0




M.S LOUVERED PANEL

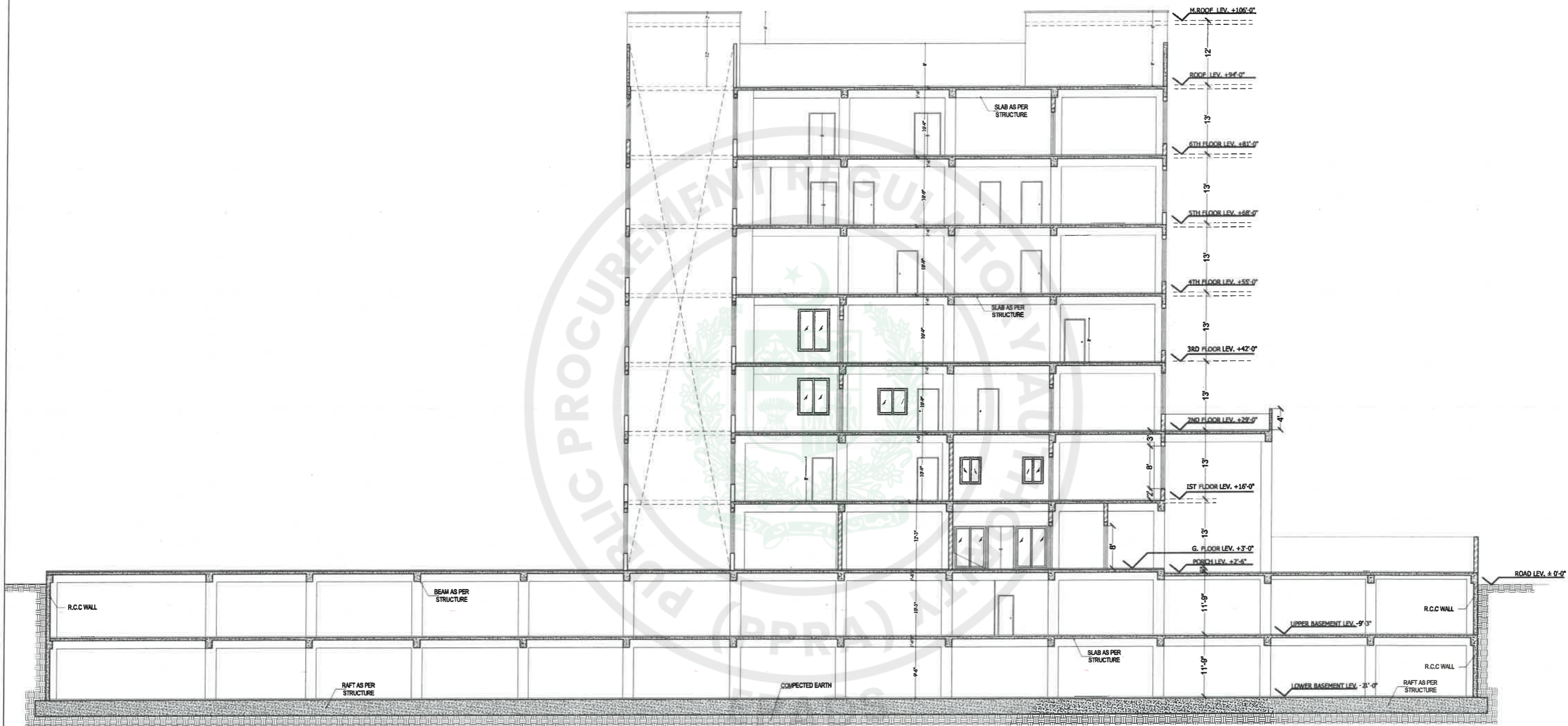
**RIGHT SIDE ELEVATION
NORTH-EAST ELEVATION**



TENDER DRAWINGS

TENDER DRAWING

CONSULTANTS  DEVELOPMENT CONSULTANCY SERVICES (Pvt.) Ltd. Office 27, 2nd Floor, Executive complex, G-8 Markaz, Islamabad Phone: 051-8738305	EXECUTING AGENCY: D.G (WORKS) CAPITAL DEVELOPMENT AUTHORITY (CDA) CLIENT & SPONSOR: ELECTION COMMISSION OF PAKISTAN PROJECT ADDRESS: H-11/4, ISLAMABAD	PROJECT: CONSTRUCTION OF FEDERAL ELECTION ACADEMY AND OTHER OFFICES OF ELECTION COMMISSION OF PAKISTAN	DWG. TITLE RIGHT SIDE ELEVATION	REV. NO. _____	DESCRIPTION _____	DATE _____	SIGN _____	DESIGNER: RIMSHA SABOOR DRAWN BY: ZAMURAD FILED BY: _____ CHKD. BY: ATHAR SAEED	PRINCIPAL ARCHITECT: ATHAR SAEED	PROJECT ARCHITECT: RIMSHA SABOOR	SCALE: 1/2"=1'-0"	DRAWING NO.: A - 24	REV.: 0
				DATE: MARCH, 2026	DATE: MARCH, 2026								




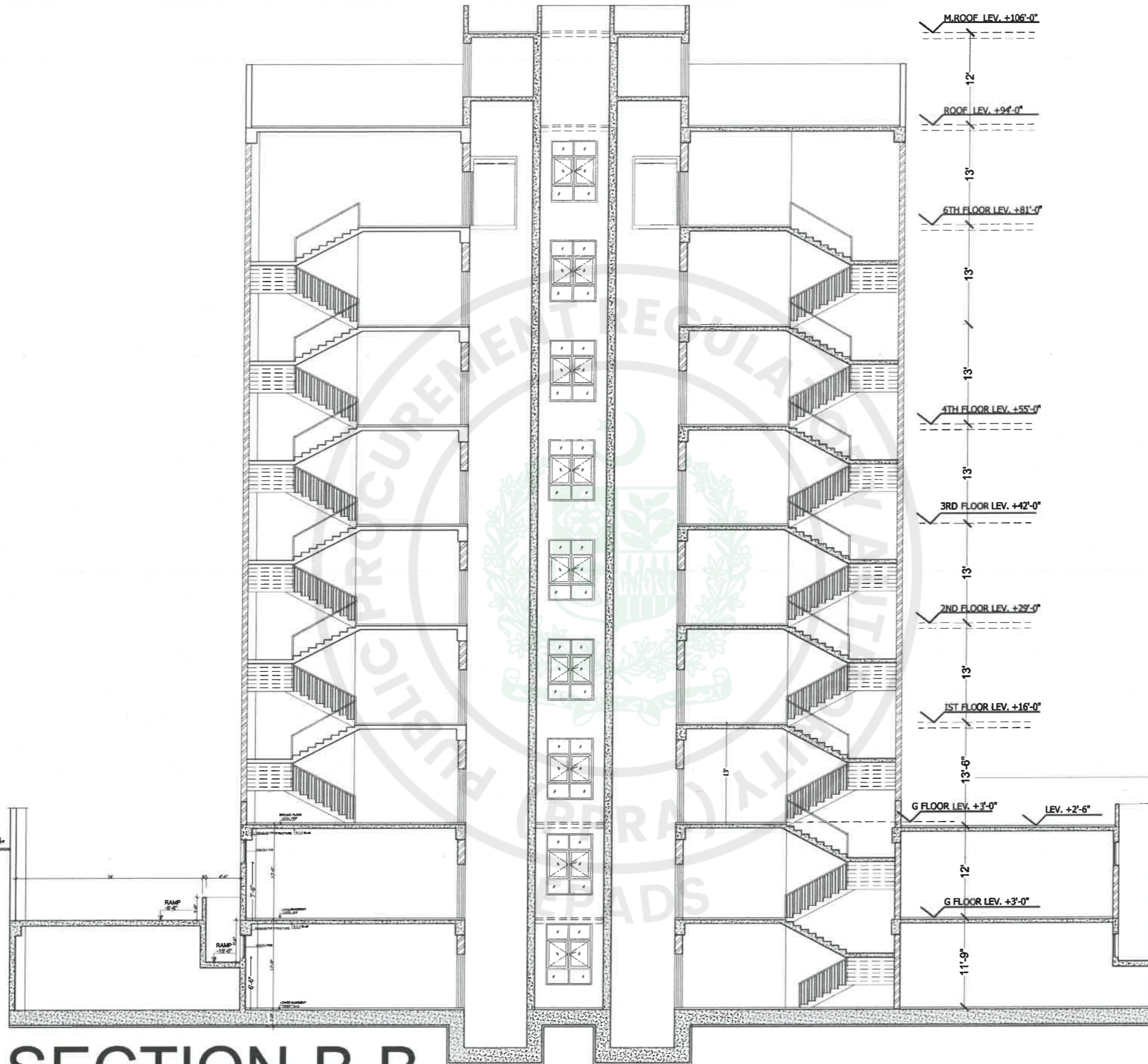
SECTION A-A



TENDER DRAWINGS

TENDER DRAWING

CONSULTANTS  DEVELOPMENT CONSULTANCY SERVICES (Pvt.) Ltd. Office 27, 2nd Floor, Executive complex, G-8 Markaz, Islamabad Phone: 051-8736305	EXECUTING AGENCY: D.G (WORKS) CAPITAL DEVELOPMENT AUTHORITY (CDA) CLIENT & SPONSOR: ELECTION COMMISSION OF PAKISTAN PROJECT ADDRESS: H-11/4, ISLAMABAD	PROJECT: CONSTRUCTION OF FEDERAL ELECTION ACADEMY AND OTHER OFFICES OF ELECTION COMMISSION OF PAKISTAN	DWG. TITLE SECTION A-A	REV. NO. _____	DESCRIPTION _____	DATE _____	SIGN _____	DESIGNER: DESN. RIMSHA SABOOR DWN. ZAMIRAD FILE _____ CKD. ATHAR SAEED.	PRINCIPAL ARCHITECT. ATHAR SAEED.	PROJECT ARCHITECT. RIMSHA SABOOR	SCALE N.T.S.	DRAWING NO. A - 25	REV. 0
				DATE MARCH, 2026	DATE MARCH, 2026								




SECTION-B-B



TENDER DRAWINGS

TENDER DRAWING

CONSULTANTS  DEVELOPMENT CONSULTANCY SERVICES (Pvt.) Ltd. Office 27, 2nd Floor, Executive complex, G-8 Markaz, Islamabad Phone: 051-8736305	EXECUTING AGENCY: D.G (WORKS) CAPITAL DEVELOPMENT AUTHORITY (CDA) CLIENT & SPONSOR: ELECTION COMMISSION OF PAKISTAN PROJECT ADDRESS: H-11/4, ISLAMABAD	PROJECT: CONSTRUCTION OF FEDERAL ELECTION ACADEMY AND OTHER OFFICES OF ELECTION COMMISSION OF PAKISTAN	DWG. TITLE: SECTION A-A	<table border="1"> <thead> <tr> <th>REV. NO.</th> <th>DESCRIPTION</th> <th>DATE</th> <th>SIGN</th> </tr> </thead> <tbody> <tr> <td> </td> <td> </td> <td> </td> <td> </td> </tr> <tr> <td> </td> <td> </td> <td> </td> <td> </td> </tr> <tr> <td> </td> <td> </td> <td> </td> <td> </td> </tr> </tbody> </table>	REV. NO.	DESCRIPTION	DATE	SIGN													<table border="1"> <tr> <td>DESIGN: RIMSHA SABOOR</td> <td>PRINCIPAL ARCHITECT:</td> <td>PROJECT ARCHITECT:</td> </tr> <tr> <td>OWN: ZAMURAD</td> <td>ATHAR SAEED.</td> <td>RIMSHA SABOOR</td> </tr> <tr> <td>FILE: _____</td> <td>SCALE: N.T.S.</td> <td>DRAWING NO. A - 26</td> </tr> <tr> <td>CKD: ATHAR SAEED.</td> <td>DATE: MARCH, 2024</td> <td>REV. 0</td> </tr> </table>	DESIGN: RIMSHA SABOOR	PRINCIPAL ARCHITECT:	PROJECT ARCHITECT:	OWN: ZAMURAD	ATHAR SAEED.	RIMSHA SABOOR	FILE: _____	SCALE: N.T.S.	DRAWING NO. A - 26	CKD: ATHAR SAEED.	DATE: MARCH, 2024	REV. 0
	REV. NO.	DESCRIPTION	DATE	SIGN																													
DESIGN: RIMSHA SABOOR	PRINCIPAL ARCHITECT:	PROJECT ARCHITECT:																															
OWN: ZAMURAD	ATHAR SAEED.	RIMSHA SABOOR																															
FILE: _____	SCALE: N.T.S.	DRAWING NO. A - 26																															
CKD: ATHAR SAEED.	DATE: MARCH, 2024	REV. 0																															
PROJECT ADDRESS: H-11/4, ISLAMABAD			SECTION A-A	SCALE: N.T.S. DATE: MARCH, 2024 DRAWING NO. A - 26 REV. 0																													

SCHEDULE OF OPENING

S.NO	TYPE	DESCRIPTION	SIZE	SILL	LINTEL	REMARKS
01	D-1	DOUBLE LEAF	6'-0" x 8'-0"	0'-0"	8'-0"	SOLID WOODEN DOOR
02	D-2	DOUBLE LEAF	5'-0" x 8'-0"	0'-0"	8'-0"	SOLID WOODEN DOOR
03	D-3	DOUBLE LEAF	4'-0" x 8'-0"	0'-0"	8'-0"	-----
04	D-4	SINGLE LEAF	3'-6" x 8'-0"	0'-0"	8'-0"	-----
05	D-5	SINGLE LEAF	3'-0" x 8'-0"	0'-0"	8'-0"	WOODEN FLUSH DOOR
06	D-6	SINGLE LEAF	2'-6" x 8'-0"	0'-0"	8'-0"	SOLID WOODEN DOOR
07	FRD-1	SINGLE LEAF	3'-0" x 8'-0"	0'-0"	8'-0"	EMERGENCY DOOR
08	W-1	AL WINDOW	6'-0" x 8'-0"	3'-0"	11'-0"	UPVC WINDOW
09	W-2	AL WINDOW	4'-0" x 8'-0"	3'-0"	11'-0"	-----
10	W-3	AL WINDOW	-	-	-	-----
11	W-4	AL WINDOW	-	-	-	-----
12	W-5	AL WINDOW	-	-	-	-----
13	W-6	AL WINDOW	-	-	-	-----
14	W-7	AL WINDOW	-	-	-	-----
15	F.G 1	AL WINDOW	AS PER PLAN & ELEVATION			
16	F.G 2	AL WINDOW	AS PER PLAN & ELEVATION			-----
17	V 1	AL VENTILATOR	3'-0" x 3'-0"	7'-0"	10'-0"	-----
18	V 2	AL VENTILATOR	6'-0" x 3'-0"	7'-0"	10'-0"	-----

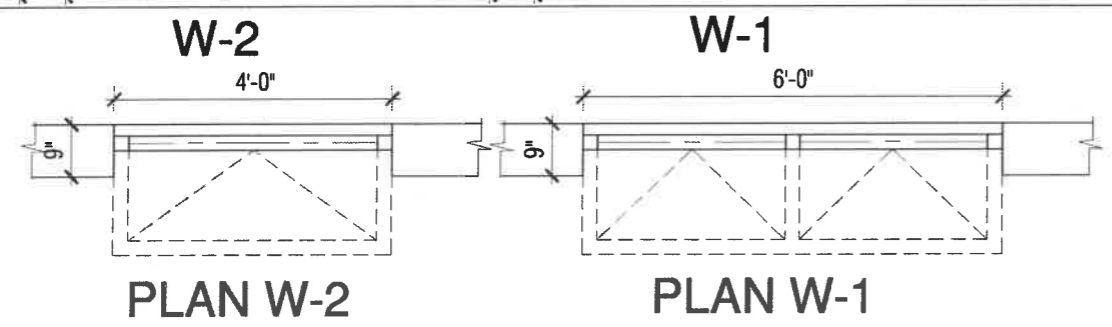
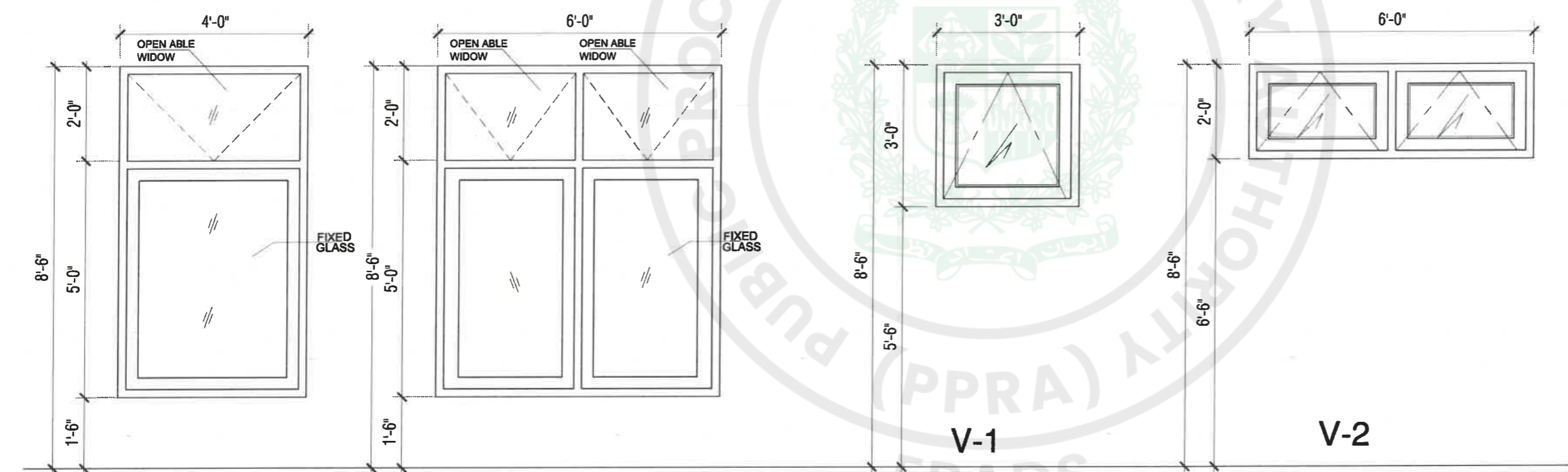
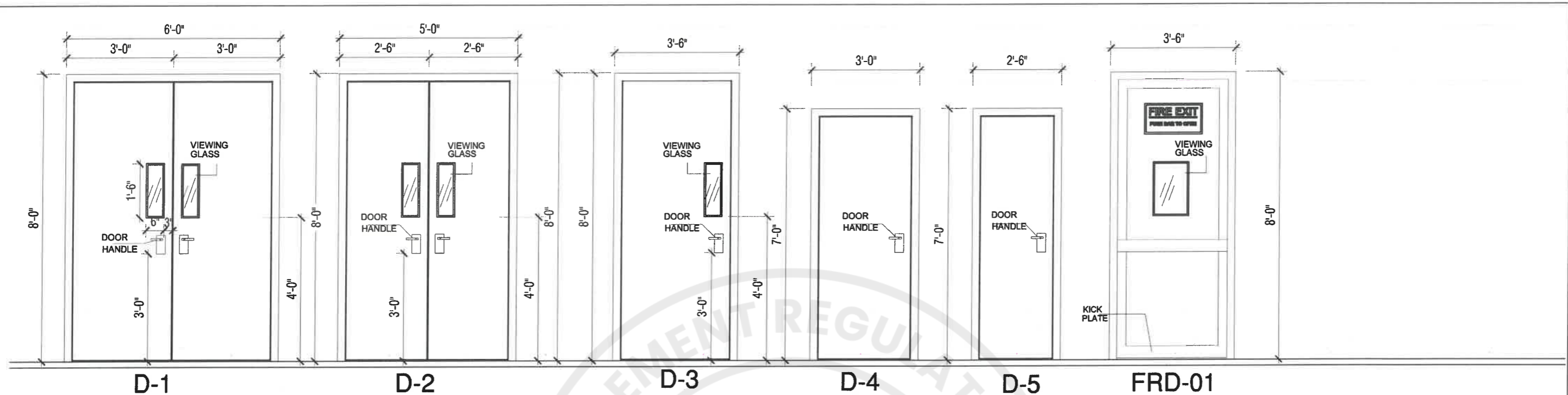
ABBREVIATIONS

AD	ALUMINUM DOOR	PL	PLY
AL	ALUMINUM	LD	1 DROP (SLIDING BOIT)
ANO	ANODIZED	LW	LASANI WOOD
CG	CIFAR GLASS 5mm THICK	MDF	MEDIUM DENSITY FIBER BOARD
CP	COMMERCIAL PLY	MS	MILD STEEL
D	DOOR	O	OPFNABIF
DH	DOOR HANDIF	P	PAINT
DL	DOUBLE LEAF	PC	POWDER COATED
DS	DOUBLE SWING	PD	PANFIELD DOOR
DW	DFODAR WOOD	PW	PARTAI WOOD
EL	STRUCTURAL LEVEL	RS	ROLLUP SHUTTER
EQ	EQUAL	S	SLIDING
F	FIXED GLASS	SBS	STEEL BOX SECTION
FD	FLUSH DOOR	SD	STEEL DOOR
FFL	FINISHED FLOOR LEVEL	SDL	STEEL DOOR LOUVERED
FG	FROSTED GLASS	SL	SINGLE LEAF
FL	FAN LIGHT	SS	STAINLESS STEEL
FO	FOLDING DOOR	TH	TOP HUNG
FP	FLY PROOFING	TG	TINTED GLASS
FV	FORMICA VENEERED	TS	TWO SHUTTERS (ONE PANFIELD & ONE FLY PROOF)
GI	GALVANIZED IRON SHEET	V	VENTILATOR
GL	GLASS	VG	VIFWING GLASS
GW	GLASS WINDOW	W	WINDOW
SW	SPIDERWEB	LL	LEAD LINING
RG	REFLECTIVE GLASS	STL	STAINLESS STEEL / ALUMINUM LINING
FDL	FLUSH DOOR LOUVERED	BSS	BRUSHED STAINLESS STEEL




TENDER DRAWINGS

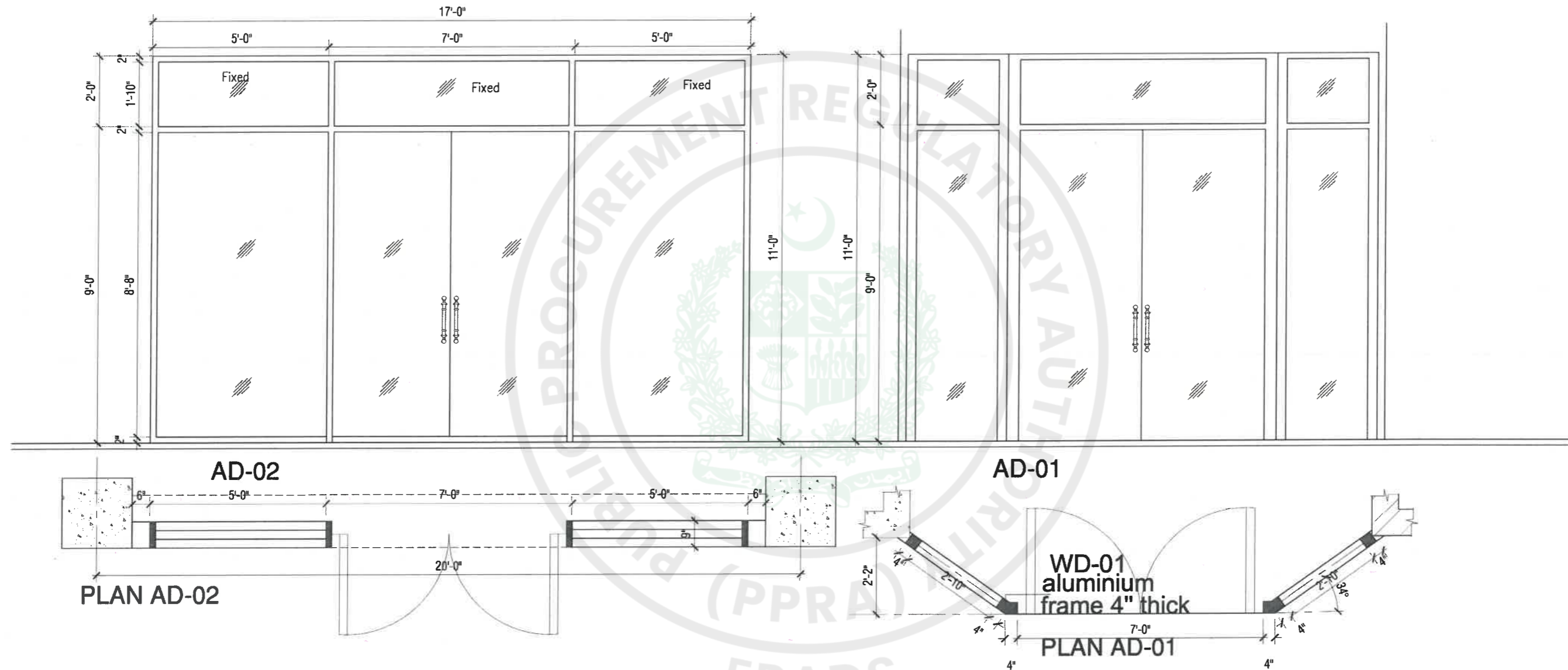
CONSULTANTS	EXECUTING AGENCY	PROJECT	DWG. TITLE	REV. NO.	DESCRIPTION	DATE	SIGN	PRINCIPAL ARCHITECT.	PROJECT ARCHITECT.
DEVELOPMENT CONSULTANCY SERVICES (Pvt.) Ltd. Office 27, 2nd Floor, Executive complex, G-8 Markaz, Islamabad Phone: 051-8736305	D.G (WORKS) CAPITAL DEVELOPMENT AUTHORITY (CDA) CLIENT & SPONSOR: ELECTION COMMISSION OF PAKISTAN PROJECT ADDRESS: H-11/4, ISLAMABAD	CONSTRUCTION OF FEDERAL ELECTION ACADEMY AND OTHER OFFICES OF ELECTION COMMISSION OF PAKISTAN	SCHEDULE OF OPENING					DESH, SHAHEERA IRFAN DWN. ... ZAMJURAD ...	ATHAR SAEED.



TENDER DRAWINGS

TENDER DRAWING

CONSULTANTS  DEVELOPMENT CONSULTANCY SERVICES (Pvt.) Ltd. Office 27, 2nd Floor, Executive complex, G-8 Markaz, Islamabad Phone: 051-8738305	EXECUTING AGENCY: D.G (WORKS) CAPITAL DEVELOPMENT AUTHORITY (CDA) CLIENT & SPONSOR: ELECTION COMMISSION OF PAKISTAN PROJECT ADDRESS: H-11/4, ISLAMABAD	PROJECT: CONSTRUCTION OF FEDERAL ELECTION ACADEMY AND OTHER OFFICES OF ELECTION COMMISSION OF PAKISTAN	DWG. TITLE DOORS & WINDOWS DETAIL	REV. NO. _____	DESCRIPTION _____	DATE _____	SEGN _____	DESIGNER: SHAHEERA IRFAN DRAWN BY: ZAMURAD FILED BY: _____ CHKD BY: ATHAR SAEED	PRINCIPAL ARCHITECT: ATHAR SAEED	PROJECT ARCHITECT: SHAHEERA IRFAN	SCALE: N.T.S	DATE: MARCH, 2026	DRAWING NO. A - 28	REV. 0
				e-Pak Acquisition and Disposal System (EPADS) generated document © 2026										



TENDER DRAWINGS

TENDER DRAWING

CONSULTANTS
DEVELOPMENT CONSULTANCY SERVICES (Pvt.) Ltd.
 Office 27, 2nd Floor, Executive complex, G-8 Markaz,
 Islamabad
 Phone: 051-8738305

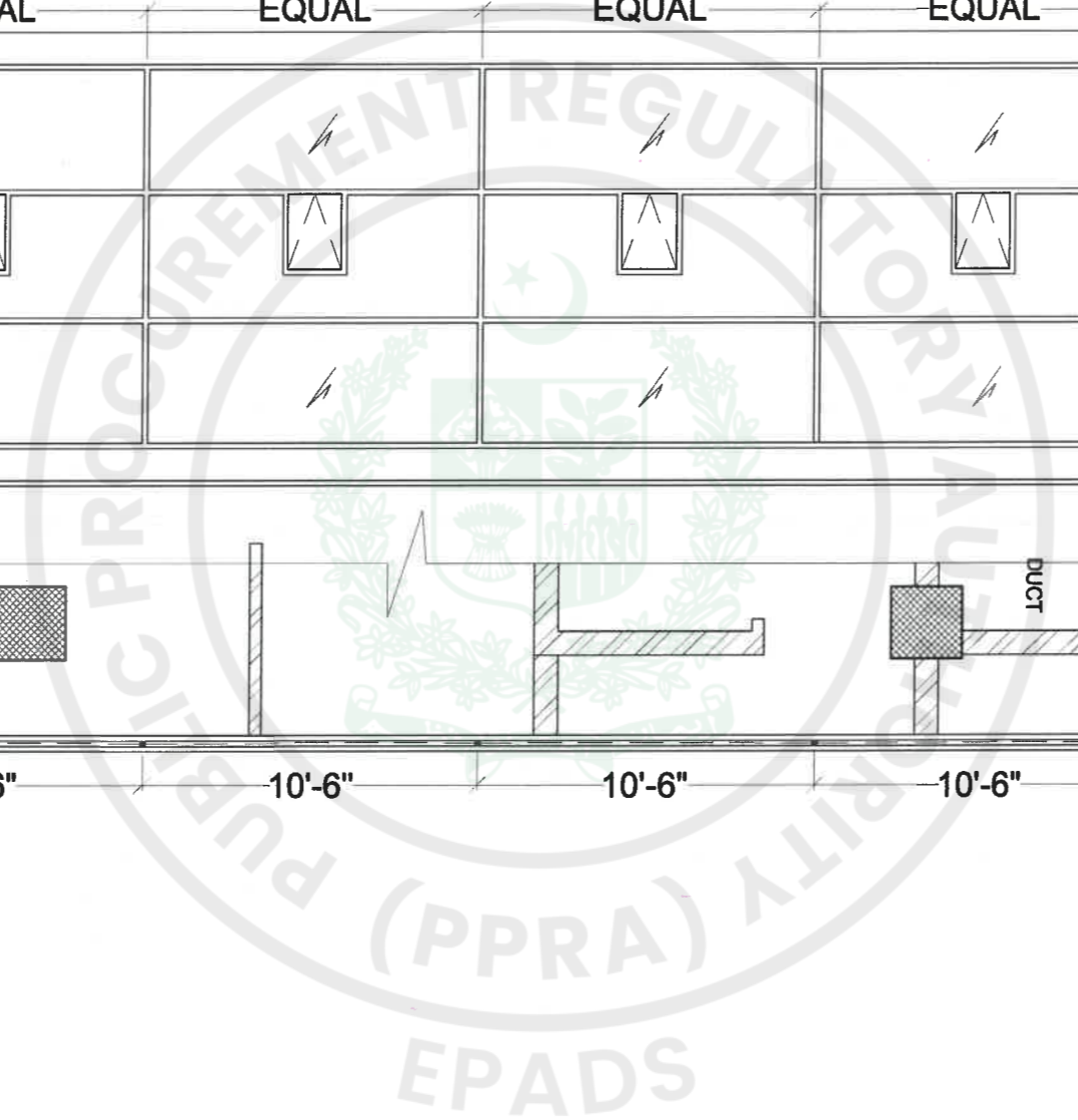
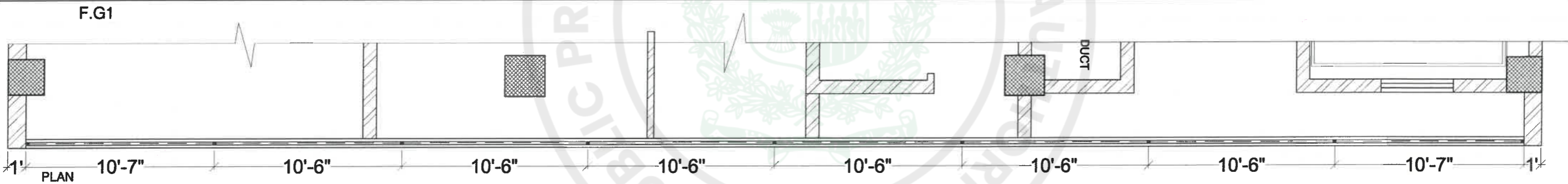
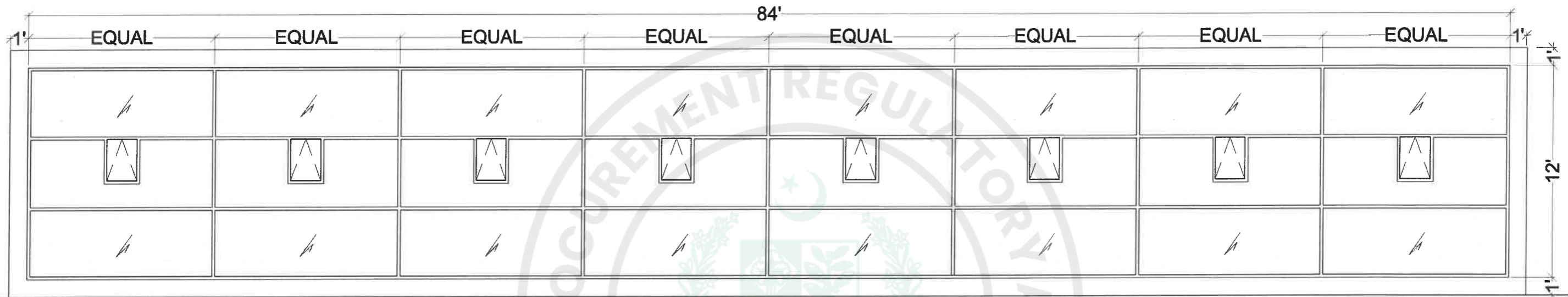
EXECUTING AGENCY :
D.G (WORKS) CAPITAL
DEVELOPMENT AUTHORITY (CDA)
CLIENT & SPONSOR:
ELECTION COMMISSION OF PAKISTAN
PROJECT ADDRESS: H-11/4, ISLAMABAD

PROJECT:
CONSTRUCTION OF
FEDERAL ELECTION ACADEMY
AND OTHER OFFICES OF
ELECTION COMMISSION OF PAKISTAN

DWG. TITLE
DOORS DETAIL

REV. NO.	DESCRIPTION	DATE	SIGN

DESIGNER: SHAHEERA IRFAN	PRINCIPAL ARCHITECT: ATHAR SAEED.	PROJECT ARCHITECT: SHAHEERA IRFAN
DWN. : ZAMURAD	SCALE: N.T.S	DRAWING NO. A - 28a
FILE : _____	DATE: MARCH, 2026	REV. 0
CKD. : ATHAR SAEED.		



TENDER DRAWINGS

CONSULTANTS
DEVELOPMENT CONSULTANCY SERVICES (Pvt.) Ltd.
 Office 27, 2nd Floor, Executive complex, G-8 Markaz, Islamabad
 Phone: 051-8738305

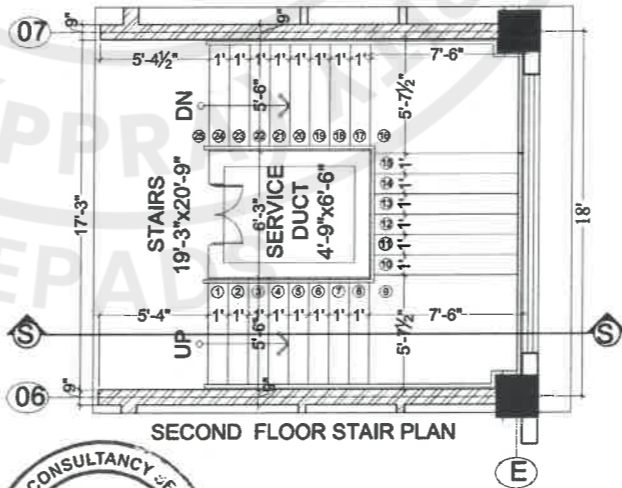
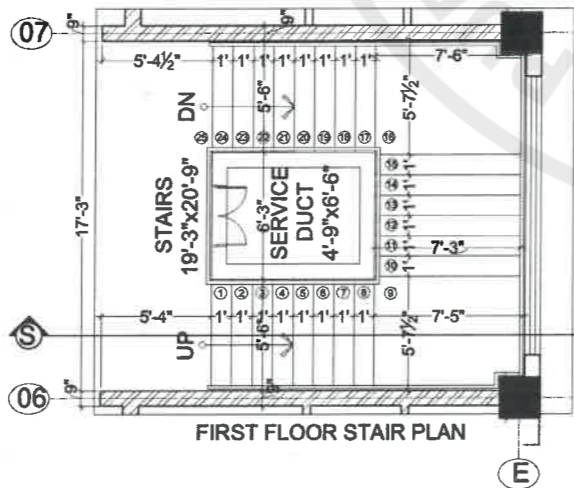
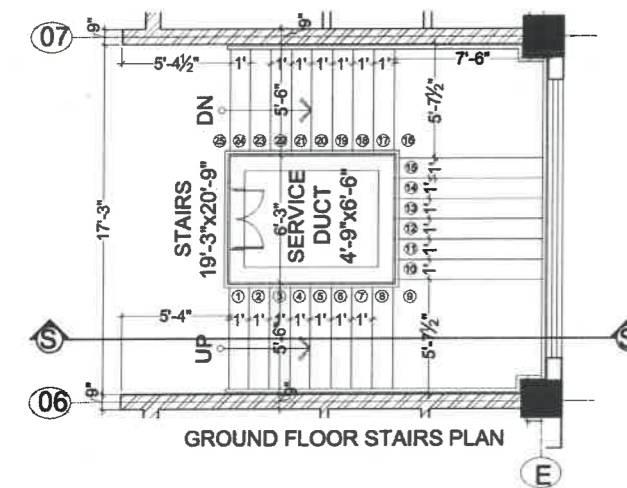
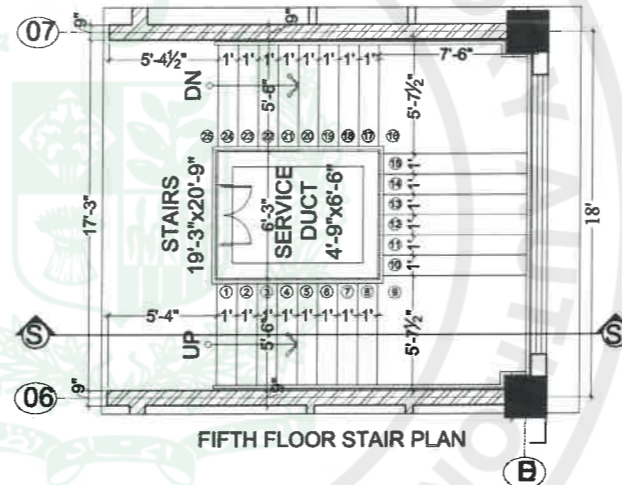
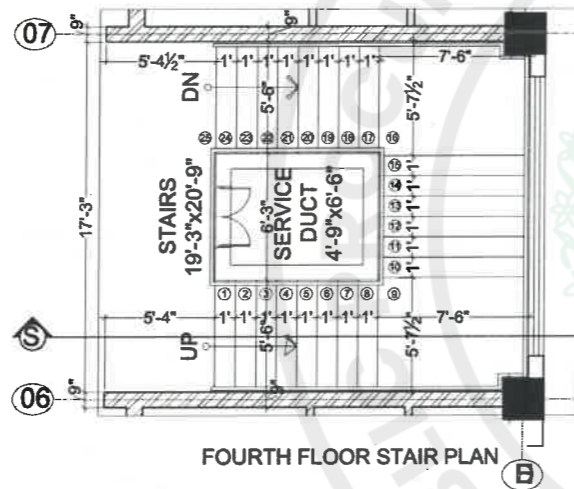
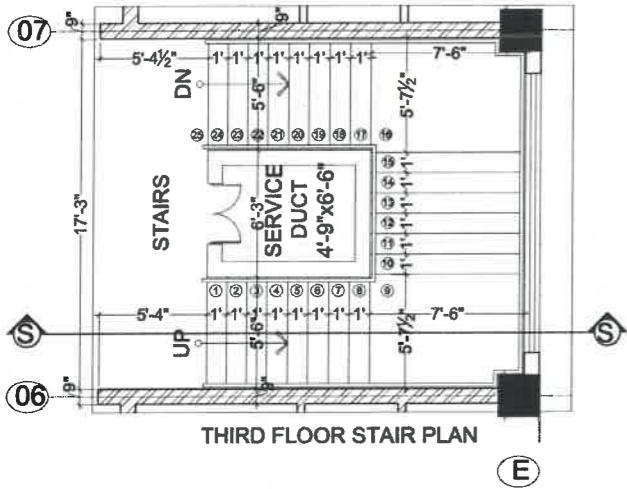
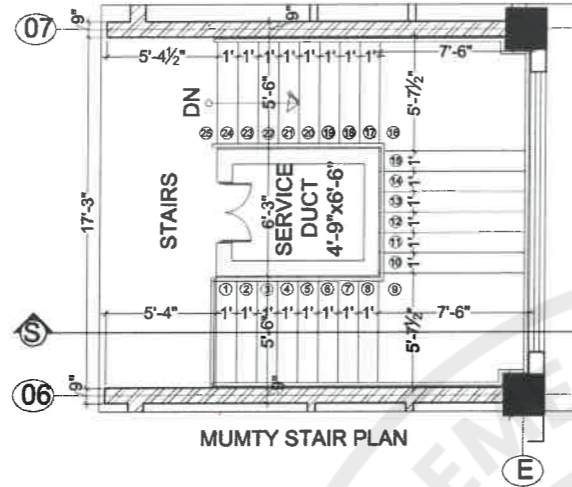
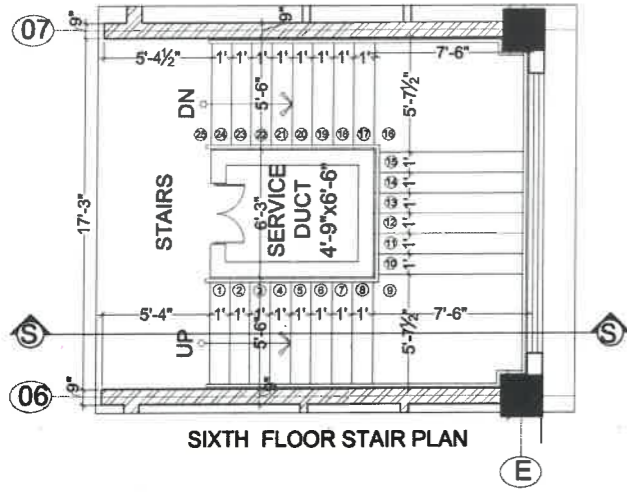
EXECUTING AGENCY:
 D.G (WORKS) CAPITAL DEVELOPMENT AUTHORITY (CDA)
CLIENT & SPONSOR:
 ELECTION COMMISSION OF PAKISTAN
PROJECT ADDRESS: H-11/4, ISLAMABAD

PROJECT:
 CONSTRUCTION OF FEDERAL ELECTION ACADEMY AND OTHER OFFICES OF ELECTION COMMISSION OF PAKISTAN

DWG. TITLE
 WINDOW F.G1 DETAIL

REV. NO.	DESCRIPTION	DATE	SIGN

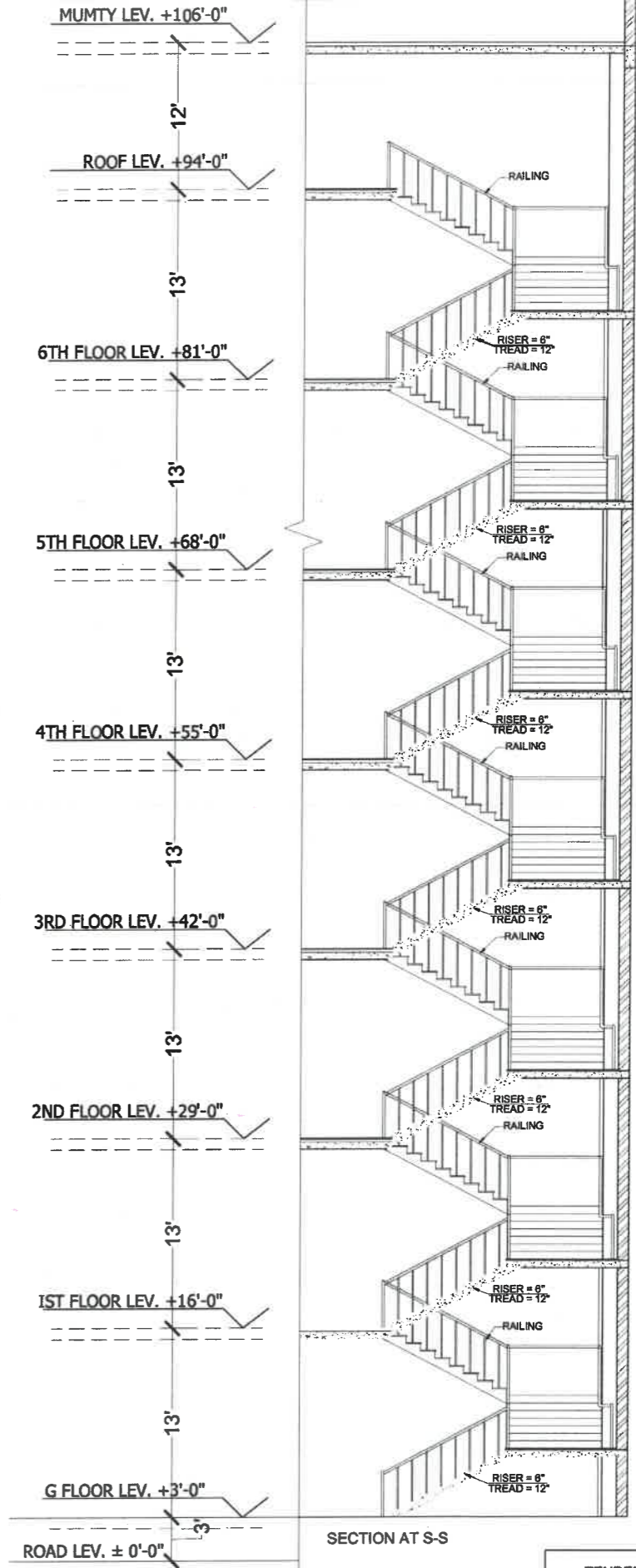
DESIGNER: SHAHEERA IRFAN	PRINCIPAL ARCHITECT: ATHAR SAEED	PROJECT ARCHITECT: SHAHEERA IRFAN
DRAWN BY: ZAMURAD	SCALE: N.T.S.	DRAWING NO. A - 28b
FILE: _____	DATE: MARCH, 2026	REV. 0
CHKD. BY: ATHAR SAEED		



TYPICAL STAIR DETAIL-01&2



TENDER DRAWINGS



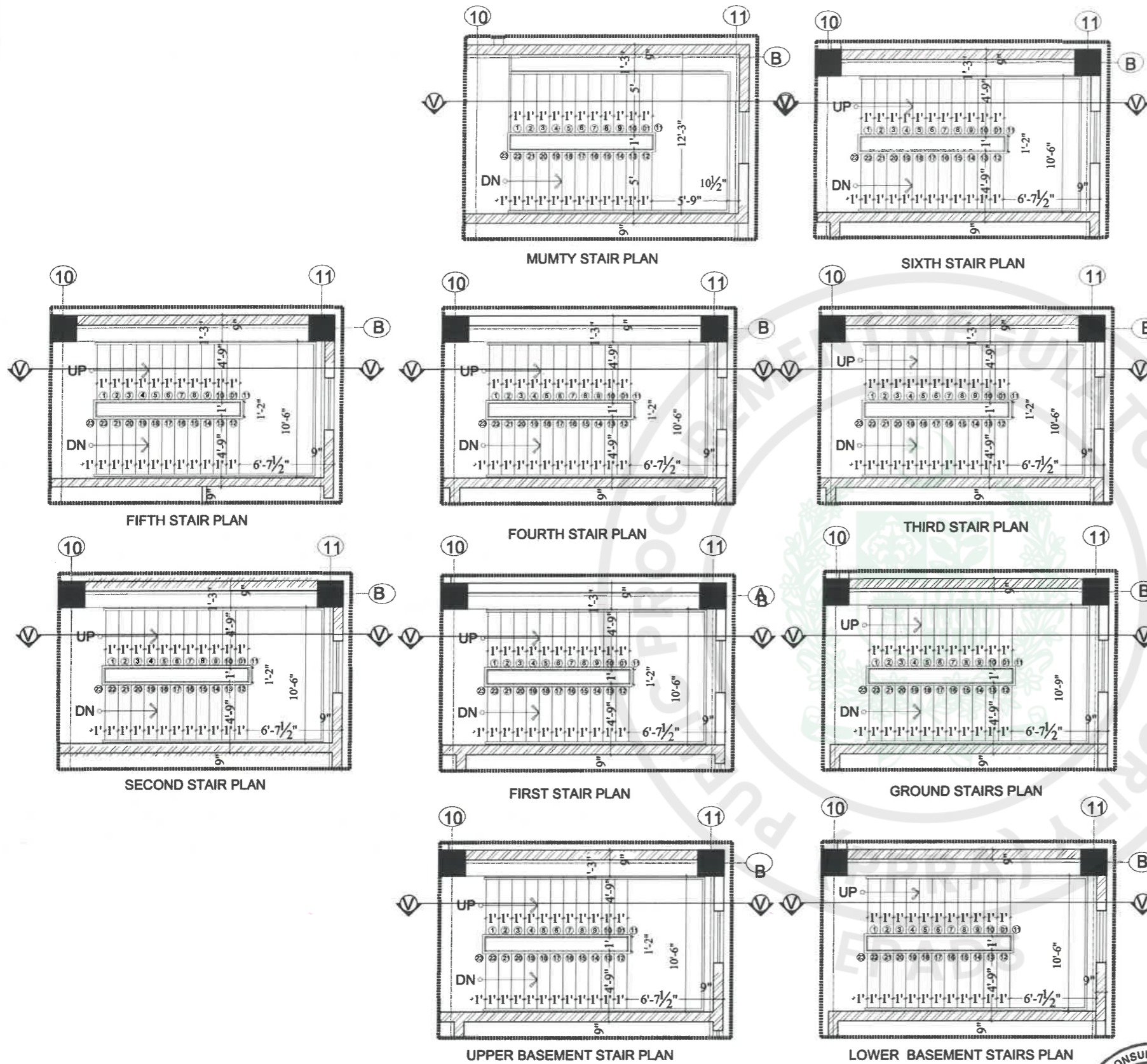
CONSULTANTS
DEVELOPMENT CONSULTANCY SERVICES (Pvt.) Ltd.
 Office 27, 2nd Floor, Executive complex, G-8 Markaz, Islamabad
 Phone: 051-8738305

EXECUTING AGENCY:
D.G (WORKS) CAPITAL DEVELOPMENT AUTHORITY (CDA)
 CLIENT & SPONSOR:
ELECTION COMMISSION OF PAKISTAN
 PROJECT ADDRESS: H-11/4, ISLAMABAD

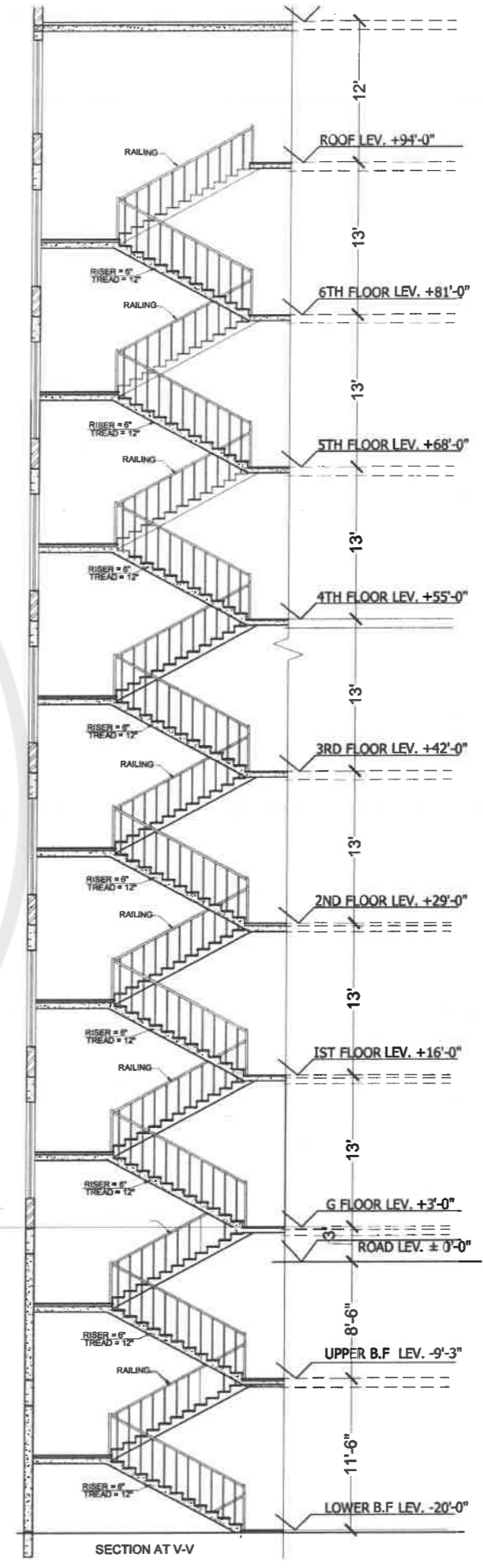
PROJECT:
CONSTRUCTION OF FEDERAL ELECTION ACADEMY AND OTHER OFFICES OF ELECTION COMMISSION OF PAKISTAN

DWG. TITLE
STAIR DETAIL -01&02

REV. NO.	DESCRIPTION	DATE	SIGN	DESIGNER	PRINCIPAL ARCHITECT.	PROJECT ARCHITECT.
				DESIGN: SHAHEERA IRFAN	ATHAR SAEED.	SHAHEERA IRFAN
				DWN: ZAMURAD		
				FILE: _____		
				CKD: ATHAR SAEED.		
				SCALE: N.T.S	DRAWING NO. A - 29	
				DATE: MARCH, 2026	REV. 0	



TYPICAL STAIR DETAIL-03 & 04



TENDER DRAWINGS

CONSULTANTS
DEVELOPMENT CONSULTANCY SERVICES (Pvt.) Ltd.
 Office 27, 2nd Floor, Executive complex, G-8 Markaz, Islamabad
 Phone: 051-8738305

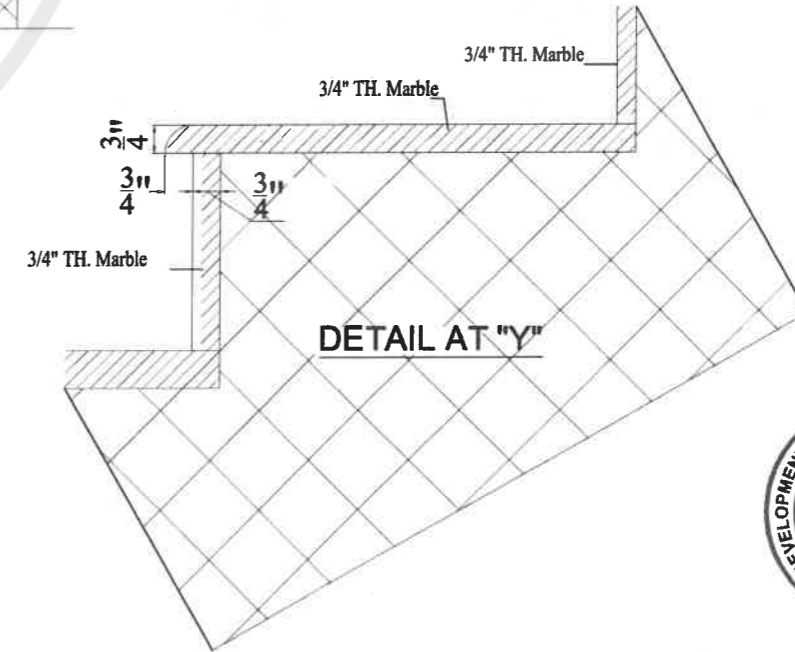
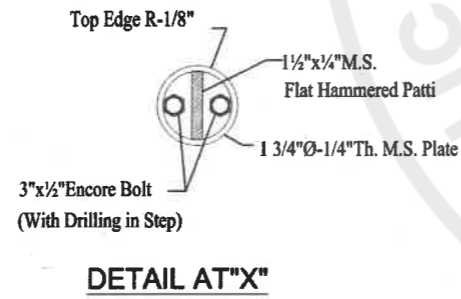
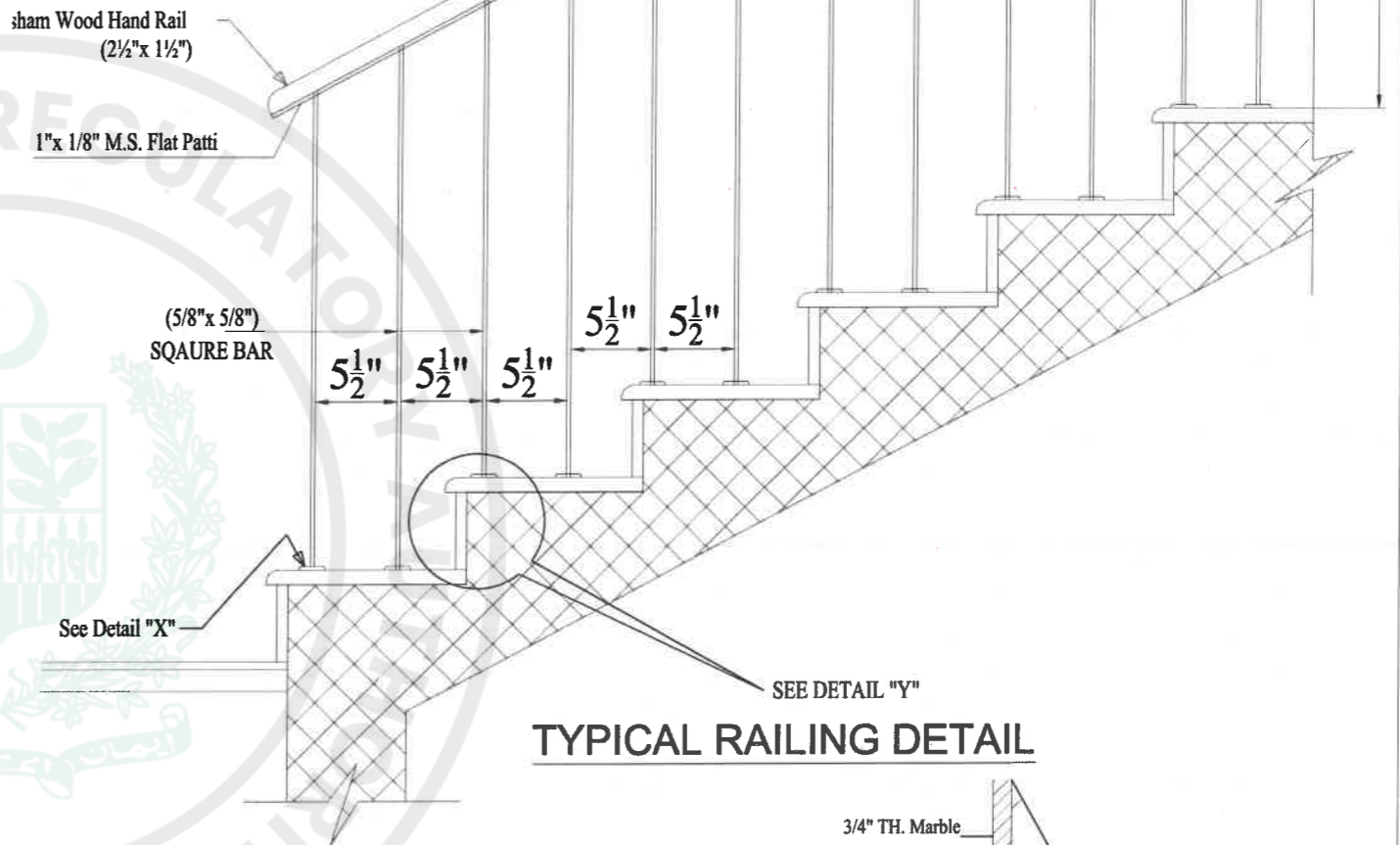
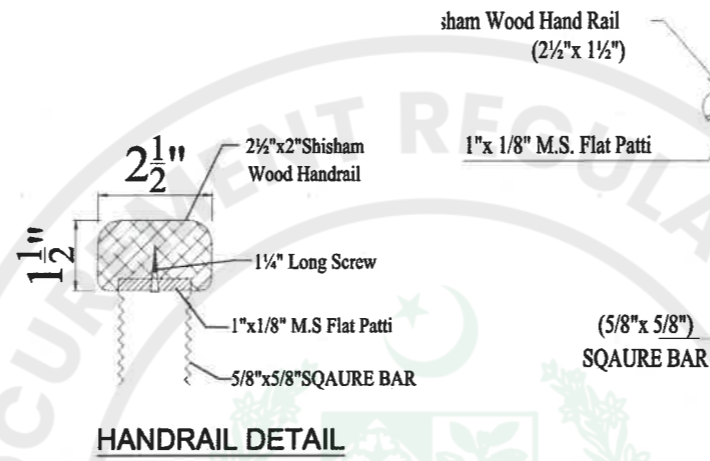
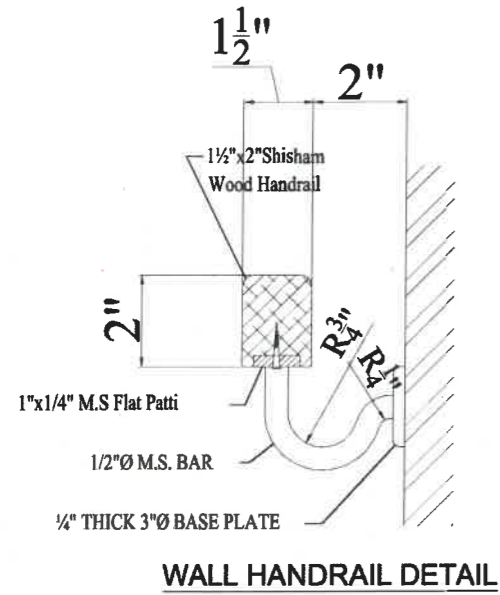
EXECUTING AGENCY:
 D.G (WORKS) CAPITAL DEVELOPMENT AUTHORITY (CDA)
CLIENT & SPONSOR:
 ELECTION COMMISSION OF PAKISTAN
PROJECT ADDRESS: H-11/4, ISLAMABAD

PROJECT:
 CONSTRUCTION OF FEDERAL ELECTION ACADEMY AND OTHER OFFICES OF ELECTION COMMISSION OF PAKISTAN

DWG. TITLE
 TYPICAL STAIR DETAIL - 03 & 04

REV. NO.	DESCRIPTION	DATE	SIGN

TENDER DRAWING	
PRINCIPAL ARCHITECT. ATHAR SAEED.	PROJECT ARCHITECT. SHAHEERA IRFAN
SCALE N.T.S.	DRAWING NO. A - 30
DATE MARCH, 2026	REV. 0



TENDER DRAWINGS

TENDER DRAWING

CONSULTANTS
DEVELOPMENT CONSULTANCY SERVICES (Pvt.) Ltd.
 Office 27, 2nd Floor, Executive complex, G-8 Markaz, Islamabad
 Phone: 051-8738305

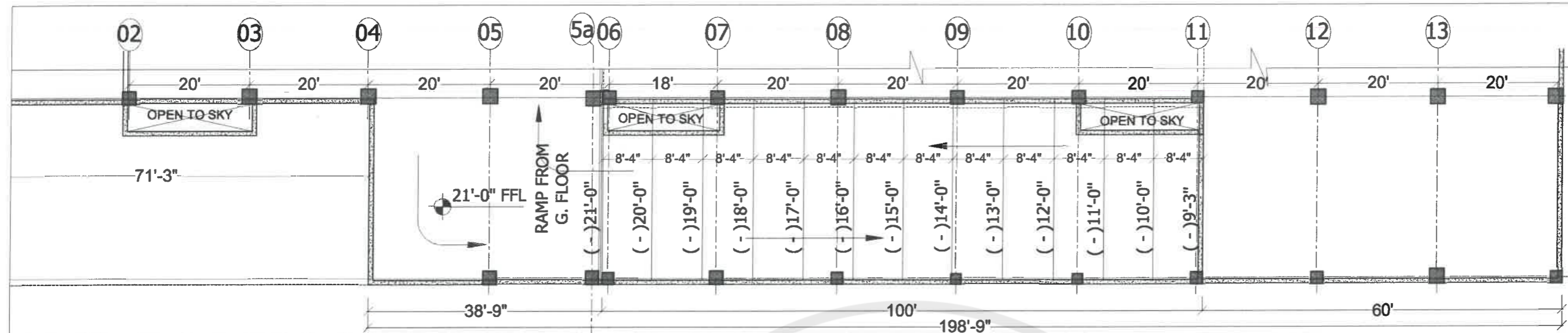
EXECUTING AGENCY :
 D.G (WORKS) CAPITAL DEVELOPMENT AUTHORITY (CDA)
CLIENT & SPONSOR:
 ELECTION COMMISSION OF PAKISTAN
PROJECT ADDRESS: H-11/4, ISLAMABAD

PROJECT: CONSTRUCTION OF FEDERAL ELECTION ACADEMY AND OTHER OFFICES OF ELECTION COMMISSION OF PAKISTAN

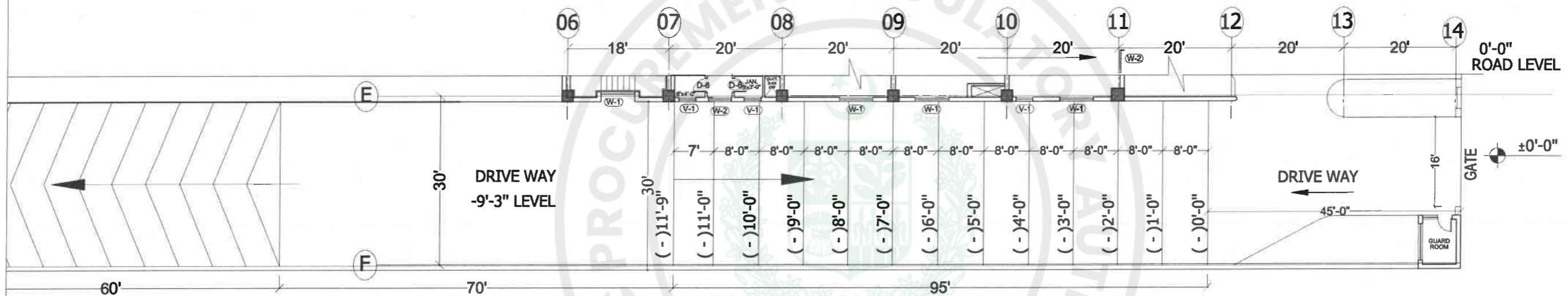
DWG. TITLE
 STAIR RAILING DETAIL

REV. NO.	DESCRIPTION	DATE	SIGN


DESIGNER: SHAHEERA IRFAN	DATE: MARCH, 2026	SIGNATURE: ATHAR SAEED	SCALE: N.T.S.
DRAWN BY: ZAMURAD	DATE: MARCH, 2026	PROJECT ARCHITECT: SHAHEERA IRFAN	DRAWING NO. A-31
CHECKED BY: ATHAR SAEED	DATE: MARCH, 2026	PRINCIPAL ARCHITECT: ATHAR SAEED	REV. 0



WER BASEMENT FLOOR PLAN



GROUND FLOOR PLAN



SECTION Z-Z



TENDER DRAWINGS

CONSULTANTS
DEVELOPMENT CONSULTANCY SERVICES (Pvt.) Ltd.
 Office 27, 2nd Floor, Executive complex, G-8 Markaz, Islamabad
 Phone: 051-8738305

EXECUTING AGENCY:
 D.G (WORKS) CAPITAL DEVELOPMENT AUTHORITY (CDA)
CLIENT & SPONSOR:
 ELECTION COMMISSION OF PAKISTAN
PROJECT ADDRESS:
 H-11/4, ISLAMABAD

PROJECT:
 CONSTRUCTION OF FEDERAL ELECTION ACADEMY AND OTHER OFFICES OF ELECTION COMMISSION OF PAKISTAN

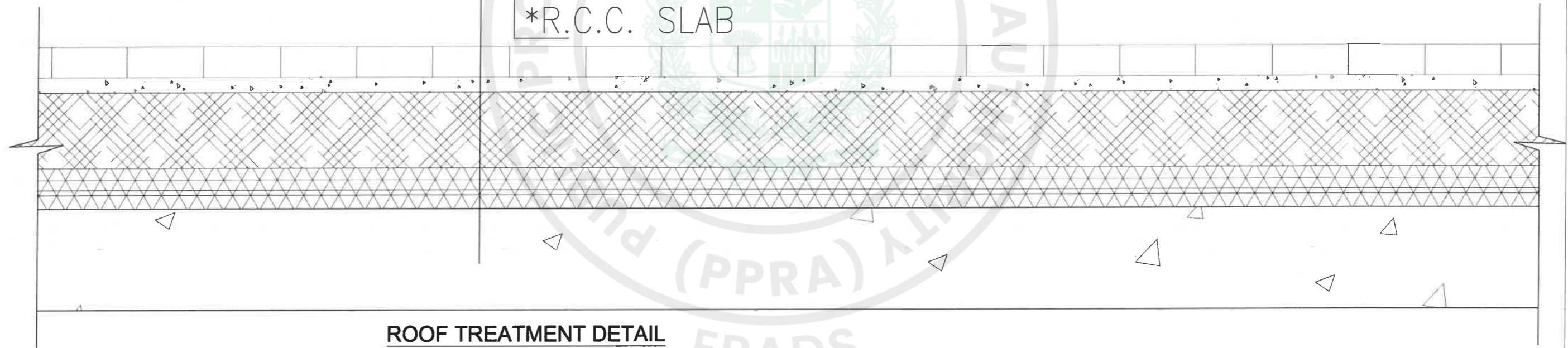
DWG. TITLE

RAMP DETAIL

REV. NO.	DESCRIPTION	DATE	SIGN

TENDER DRAWING	
PRINCIPAL ARCHITECT.	PROJECT ARCHITECT.
DESAL SHAHEERA IRFAN	ATHAR SAEED.
DWN. ZAMURAD	SHAHEERA IRFAN
FILE	SCALE
	N.T.S
	DRAWING NO.
	A - 32
	REV.
	0


- *LAYER OF TILES INCLUDING GROUTING
- *2" THICK MUD INCLUDING MUD PLASTER
- *POLYTHEN SHEET
- *THERMOPORE SHEET
- *4MM THICK BITUMENOUS MEMBRAN
- *BITUMEN LAYER
- *R.C.C. SLAB

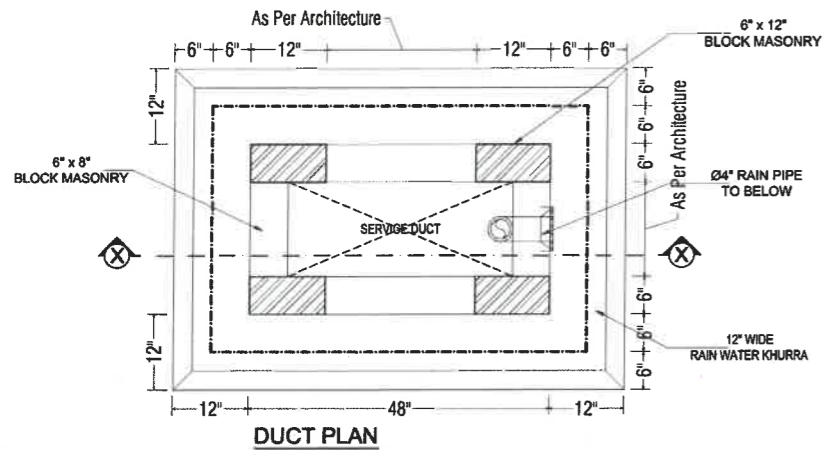


ROOF TREATMENT DETAIL

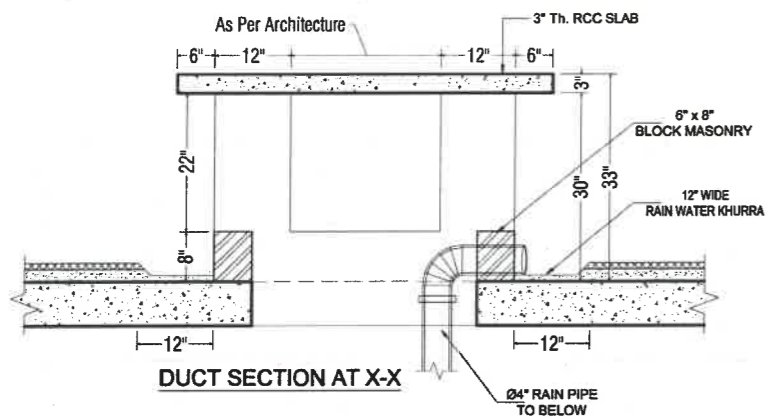


TENDER DRAWINGS

CONSULTANTS  DEVELOPMENT CONSULTANCY SERVICES (Pvt.) Ltd. Office 27, 2nd Floor, Executive complex, G-8 Markaz, Islamabad Phone: 051-8736305	EXECUTING AGENCY: D.G (WORKS) CAPITAL DEVELOPMENT AUTHORITY (CDA) CLIENT & SPONSOR: ELECTION COMMISSION OF PAKISTAN PROJECT ADDRESS: H-11/4, ISLAMABAD	PROJECT: CONSTRUCTION OF FEDERAL ELECTION ACADEMY AND OTHER OFFICES OF ELECTION COMMISSION OF PAKISTAN	DWG. TITLE ROOF TREATMENT DETAIL	REV. NO. _____	DESCRIPTION _____	DATE _____	SIGN _____	DESIGN: SHAHEERA IRFAN DWN.: ZAMURAD FILE: _____ CKD.: ATHAR SAEED	PRINCIPAL ARCHITECT: ATHAR SAEED	PROJECT ARCHITECT: SHAHEERA IRFAN	SCALE: N.T.S	DATE: MARCH, 2026	DRAWING NO. A - 33	REV. 0
				TENDER DRAWING										

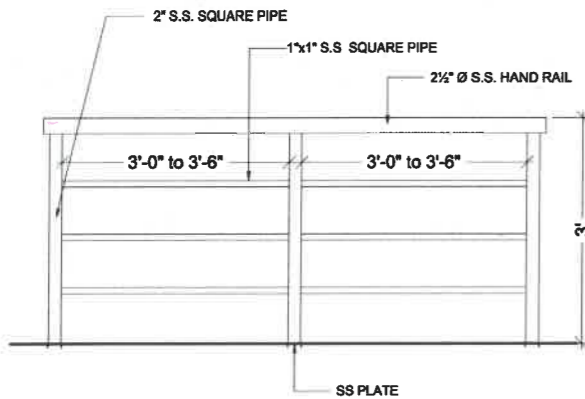


DUCT PLAN

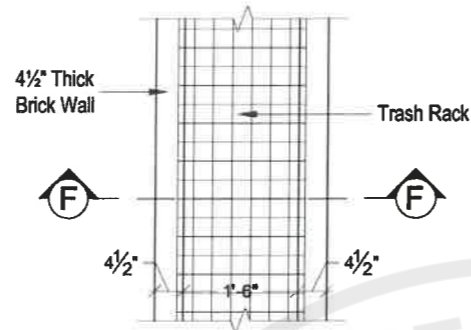


DUCT SECTION AT X-X

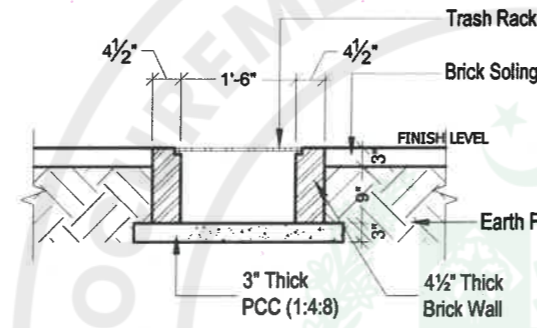
TYPICAL SERVICE DUCT DETAIL



TYPICAL RAILING DETAIL

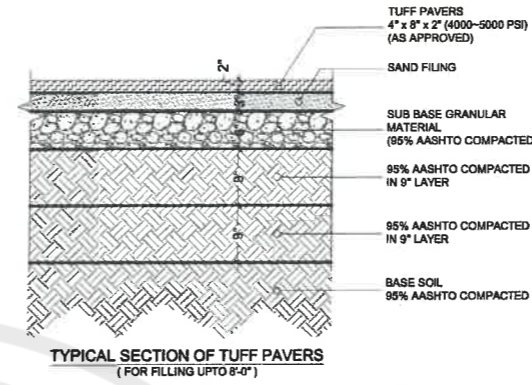


GRATING PLAN

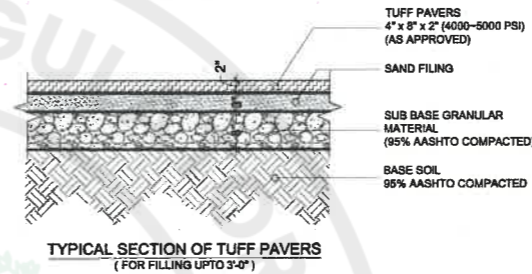


SECTION AT F-F

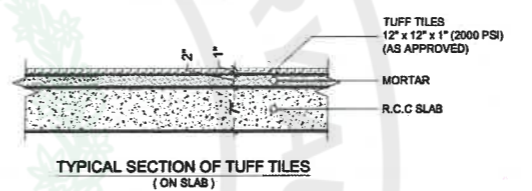
TYPICAL GRATING DETAIL



TYPICAL SECTION OF TUFF PAVERS (FOR FILLING UPTO 8'-0")

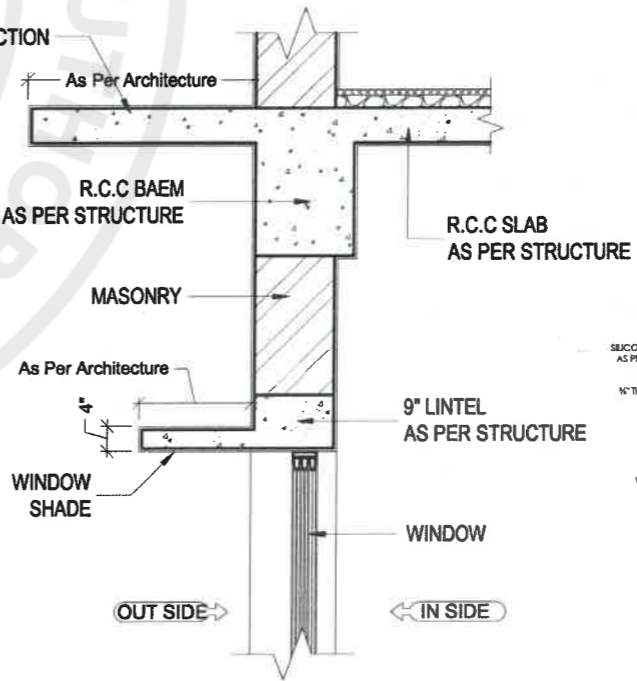


TYPICAL SECTION OF TUFF PAVERS (FOR FILLING UPTO 3'-0")

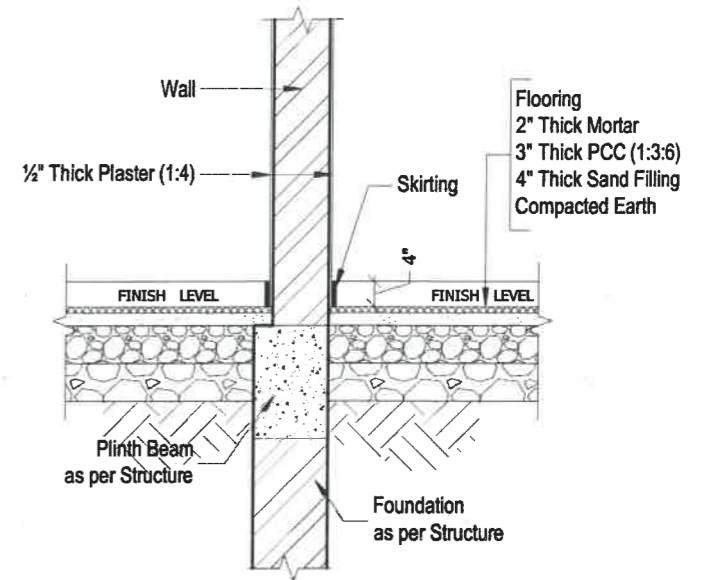


TYPICAL SECTION OF TUFF TILES (ON SLAB)

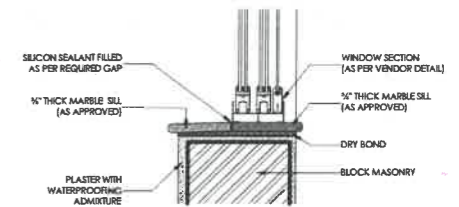
PROJECTION



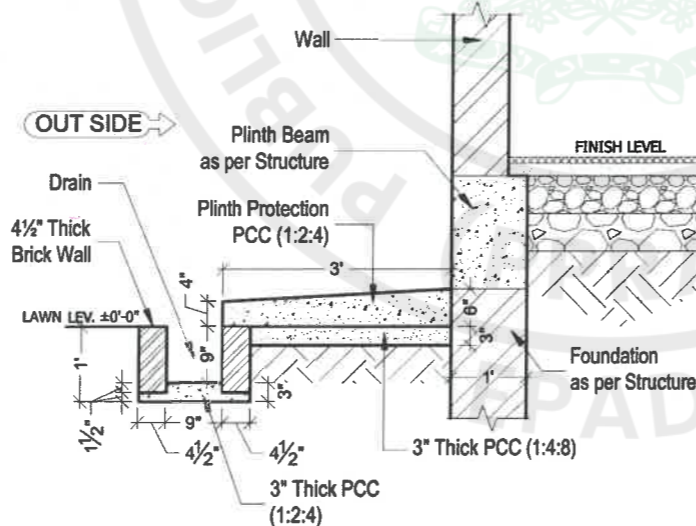
TYPICAL WINDOW SHADE & PROTECTION DETAIL



DETAIL AT - B
GROUND FLOOR FINISHING DETAIL
SCALE: 3/8"=1'-0"



TYPICAL WINDOW SILL DETAIL



TYPICAL PLINTH PROTECTION DETAIL



TENDER DRAWINGS

TENDER DRAWING

CONSULTANTS
DEVELOPMENT CONSULTANCY SERVICES (Pvt.) Ltd.
 Office 27, 2nd Floor, Executive complex, G-8 Markaz, Islamabad
 Phone: 051-8736305

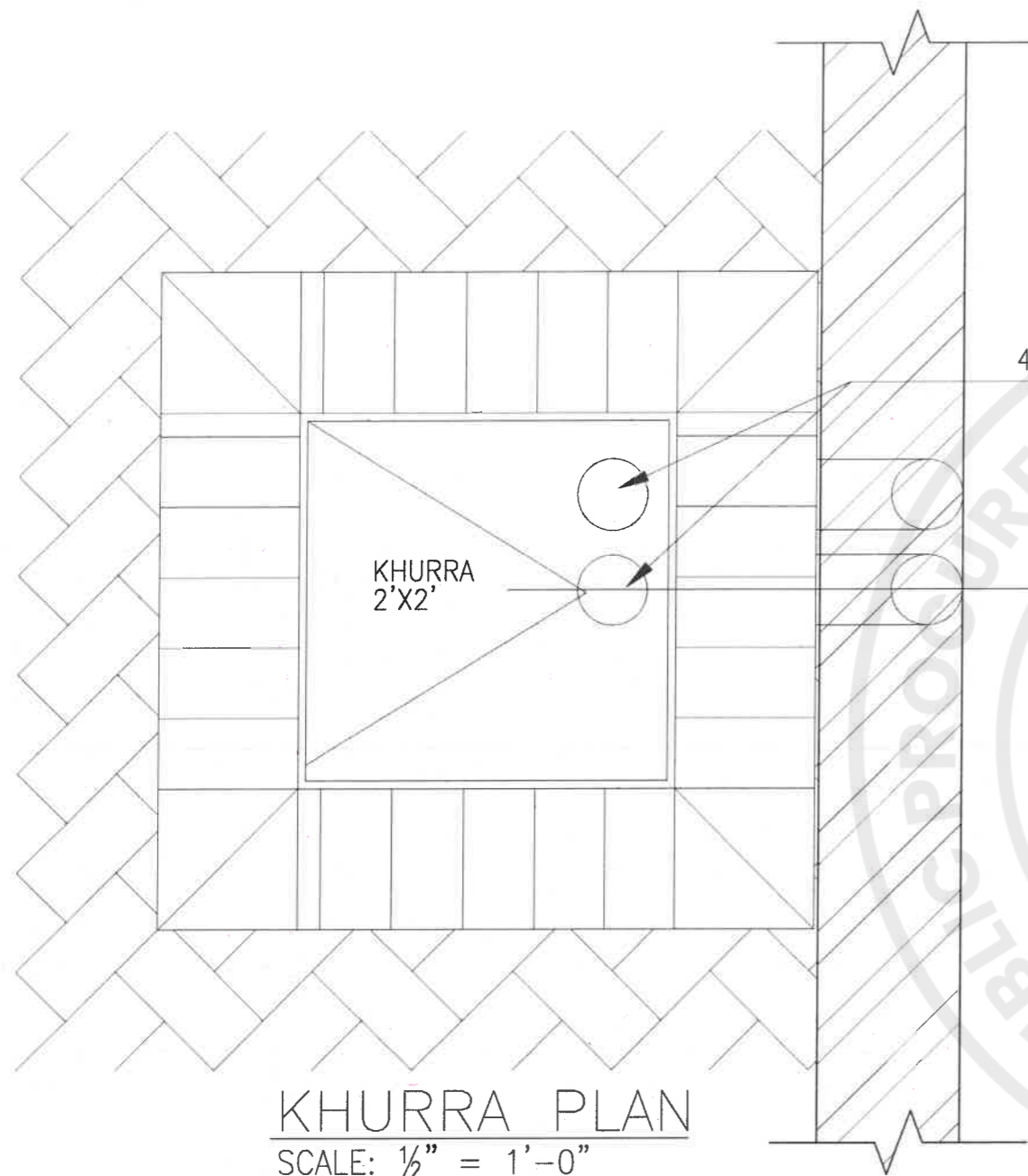
EXECUTING AGENCY:
D.G (WORKS) CAPITAL DEVELOPMENT AUTHORITY (CDA)
 CLIENT & SPONSOR:
ELECTION COMMISSION OF PAKISTAN
 PROJECT ADDRESS:
 H-11/4, ISLAMABAD

PROJECT:
CONSTRUCTION OF FEDERAL ELECTION ACADEMY AND OTHER OFFICES OF ELECTION COMMISSION OF PAKISTAN

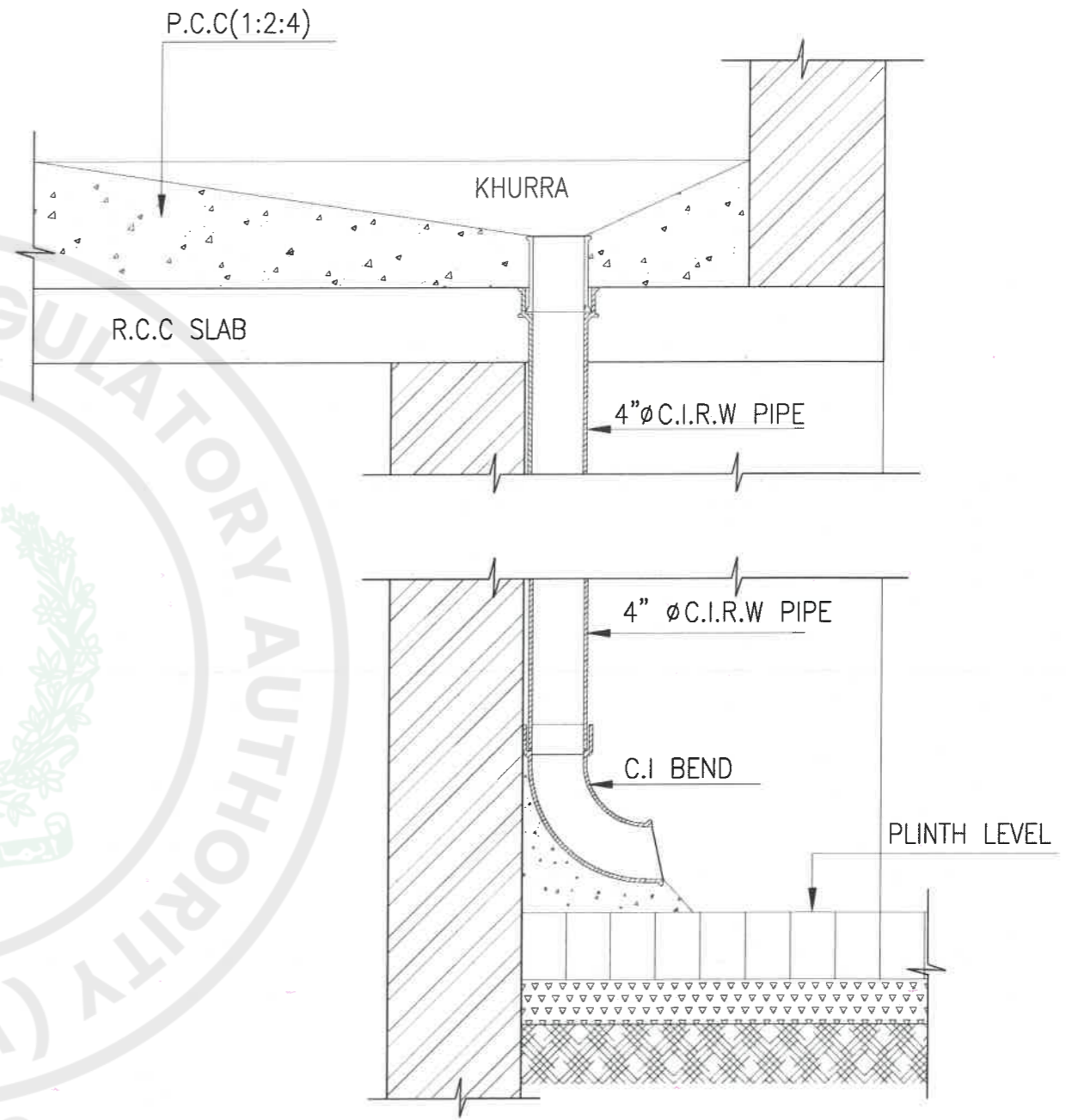
DWG. TITLE
TYPICAL DETAILS

REV. NO.	DESCRIPTION	DATE	SIGN


DESIGNER	DATE	SCALE	DRAWING NO.	REV.
DESIGNER: SHAHEERA IRFAN		N.T.S.	A - 34	0
DWN. : ZAMJIRAD				
FILE :				
CHKD. : ATHAR SAEED				



KHURRA PLAN
SCALE: 1/2" = 1'-0"



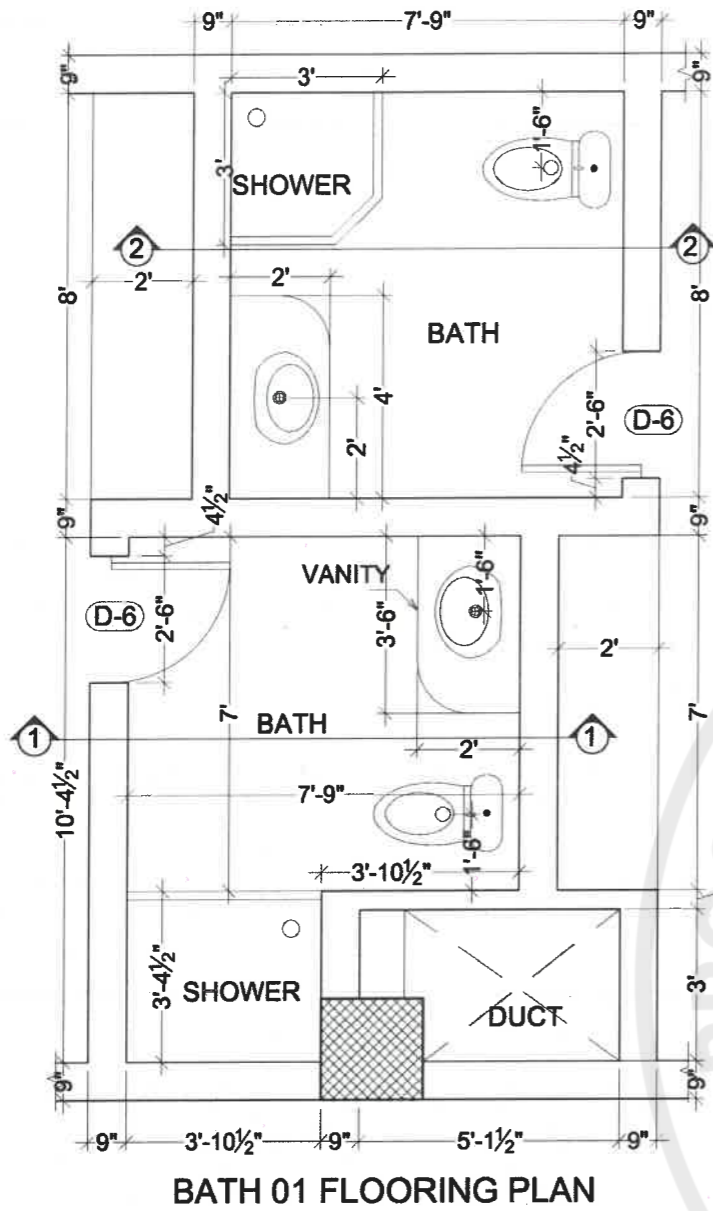
SEC. RW-1



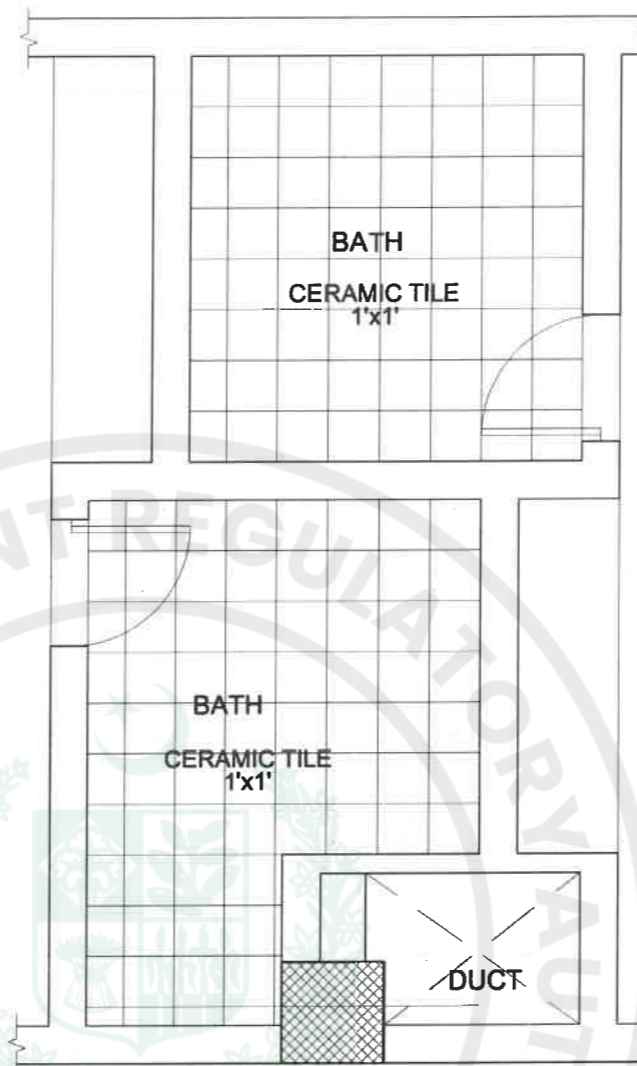
TENDER DRAWINGS

TENDER DRAWING

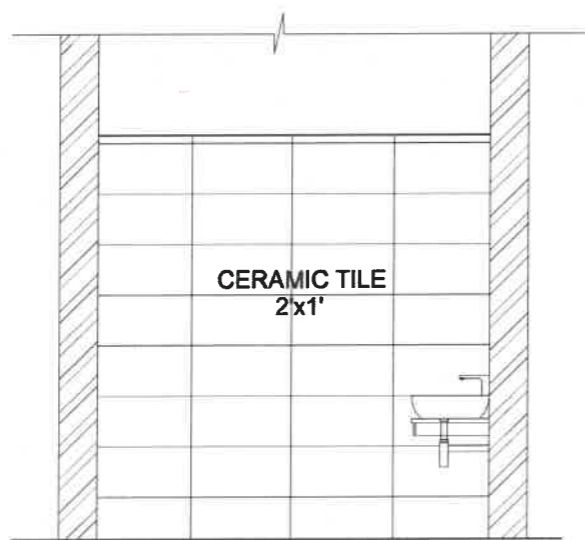
CONSULTANTS DEVELOPMENT CONSULTANCY SERVICES (Pvt) Ltd. Office 27, 2nd Floor, Executive complex, G-8 Markaz, Islamabad Phone: 051-8736305	EXECUTING AGENCY: D.G (WORKS) CAPITAL DEVELOPMENT AUTHORITY (CDA) CLIENT & SPONSOR: ELECTION COMMISSION OF PAKISTAN PROJECT ADDRESS: H-11/4, ISLAMABAD	PROJECT: CONSTRUCTION OF FEDERAL ELECTION ACADEMY AND OTHER OFFICES OF ELECTION COMMISSION OF PAKISTAN	DWG. TITLE KHURRA DETAIL	REV. NO. _____	DESCRIPTION _____	DATE _____	SIGN _____	DESIGNER: RIMSHA SABOOR	PRINCIPAL ARCHITECT: ATHAR SAEED	PROJECT ARCHITECT: RIMSHA SABOOR
				FILE _____	CKD: ATHAR SAEED	SCALE: N.T.S	DATE: MARCH, 2026	DRAWING NO. A - 35	REV. 0	



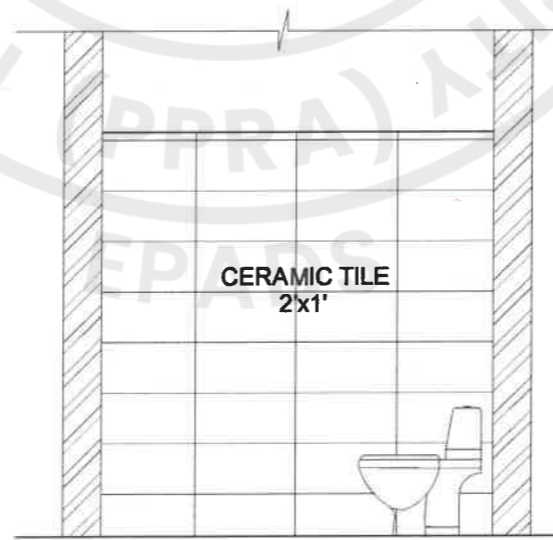
BATH 01 FLOORING PLAN



BATH 01 WORKING PLAN



SECTION - 1



SECTION - 2



TENDER DRAWINGS

TENDER DRAWING

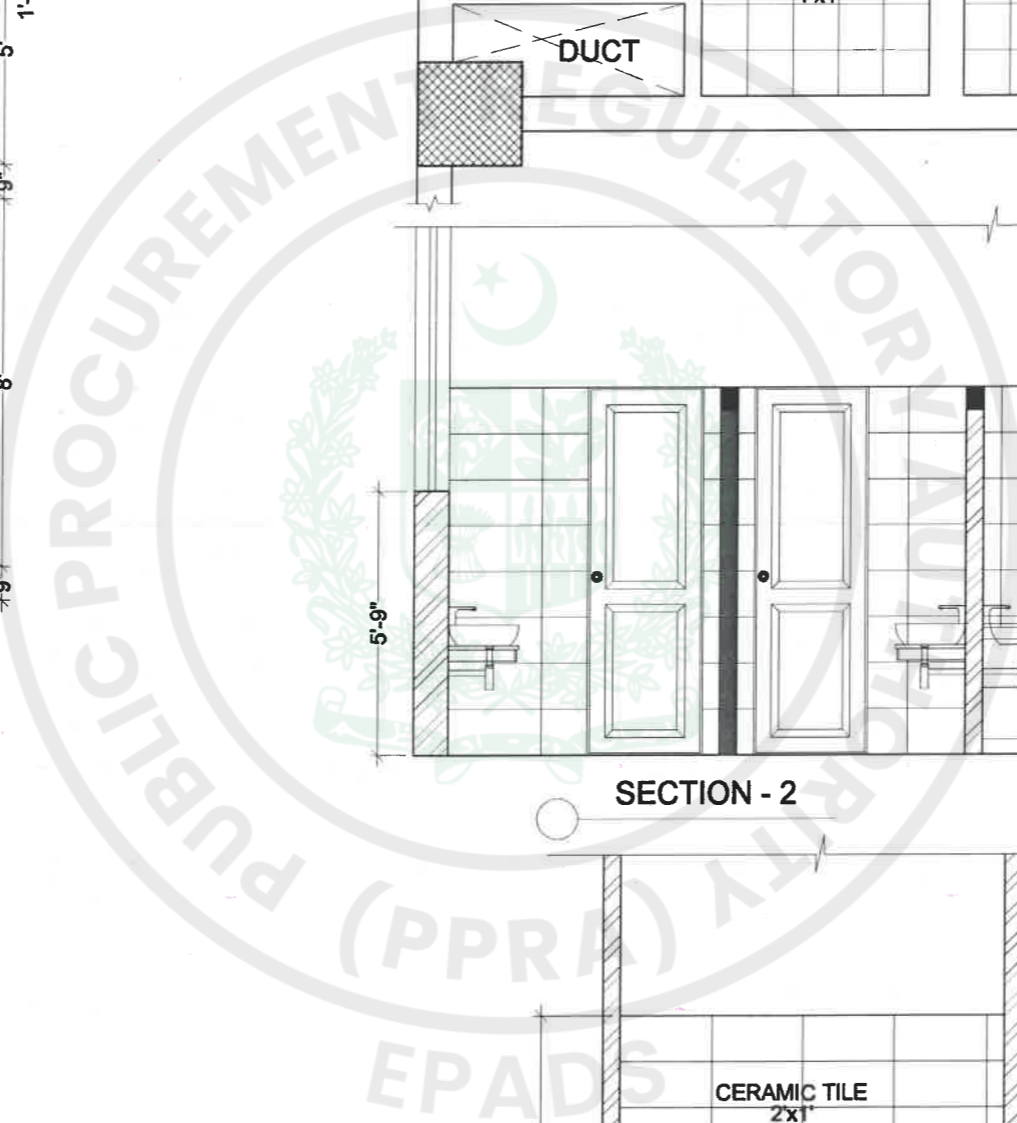
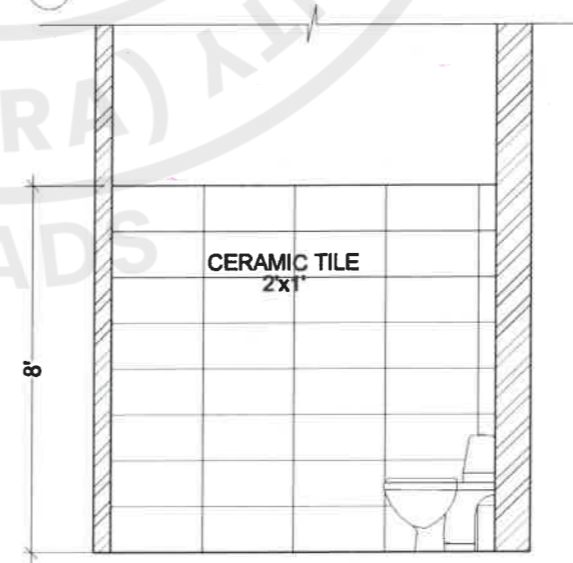

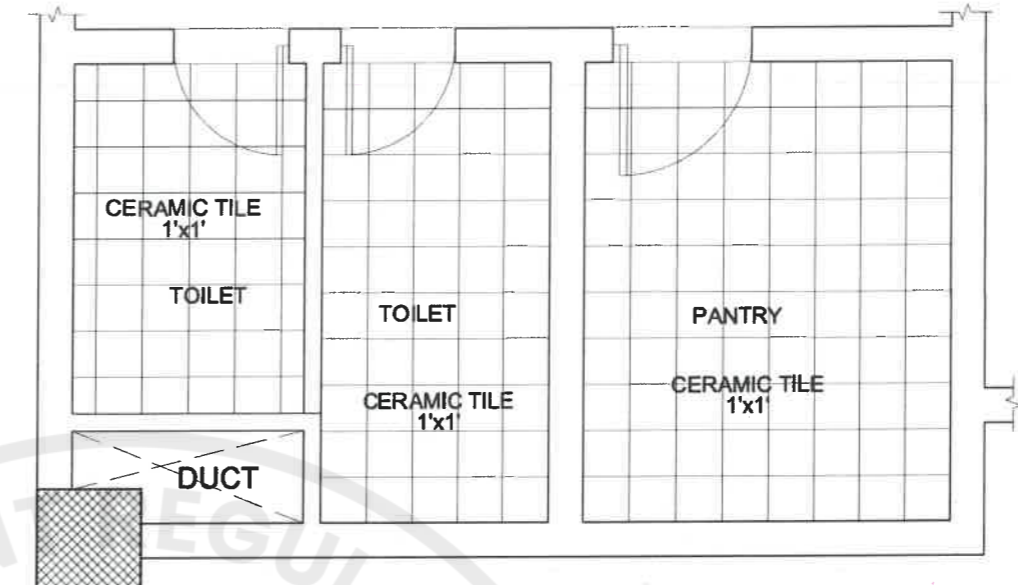
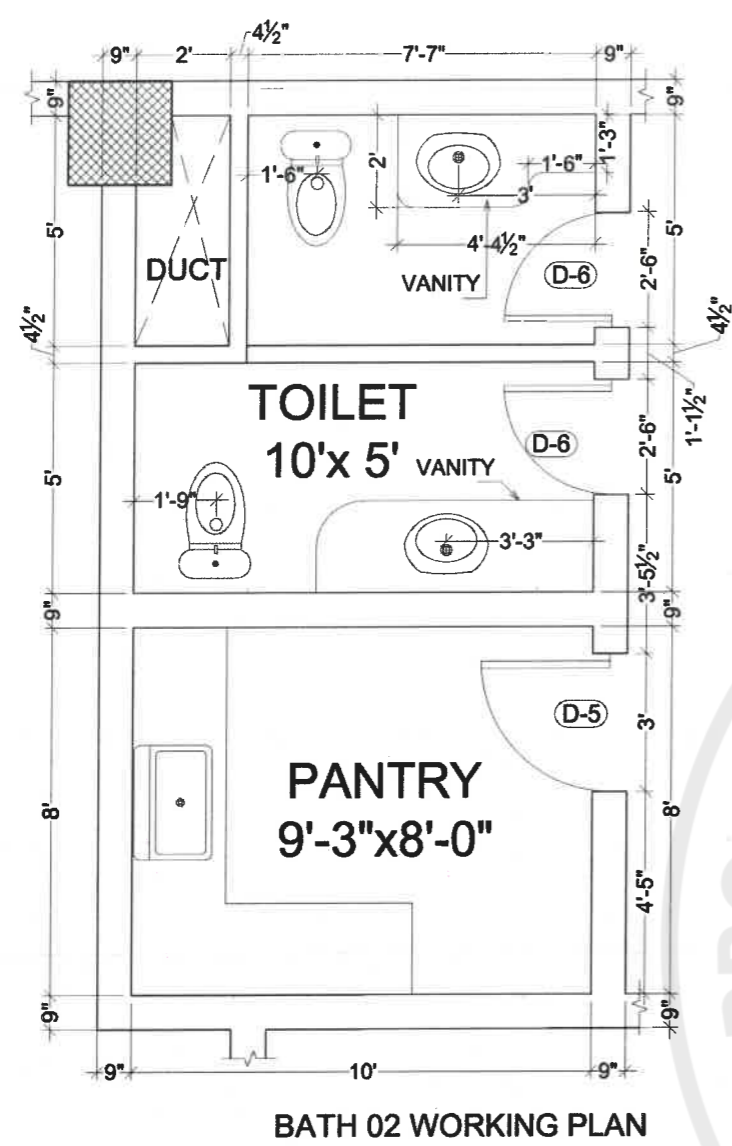
CONSULTANTS
DEVELOPMENT CONSULTANCY SERVICES (Pvt.) Ltd.
 Office 27, 2nd Floor, Executive complex, G-8 Markaz, Islamabad
 Phone: 051-8738305

EXECUTING AGENCY:
D.G (WORKS) CAPITAL DEVELOPMENT AUTHORITY (CDA)
 CLIENT & SPONSOR:
ELECTION COMMISSION OF PAKISTAN
 PROJECT ADDRESS: H-11/4, ISLAMABAD

PROJECT:
CONSTRUCTION OF FEDERAL ELECTION ACADEMY AND OTHER OFFICES OF ELECTION COMMISSION OF PAKISTAN

DWG. TITLE
BATH DETAIL - 01

REV. NO.	DESCRIPTION	DATE	SIGN.	DESIGNER	DATE	SCALE	PRINCIPAL ARCHITECT.	PROJECT ARCHITECT.	DRAWING NO.	REV.
				DESIGN: SHAHEERA IRFAN		N.T.S	ATHAR SAEED.	SHAHEERA IRFAN	A - 36	0
				DRAWN: ZAMURAD						
				FILE: _____						
				CHKD: ATHAR SAEED.		MARCH, 2026				



TENDER DRAWINGS

TENDER DRAWING

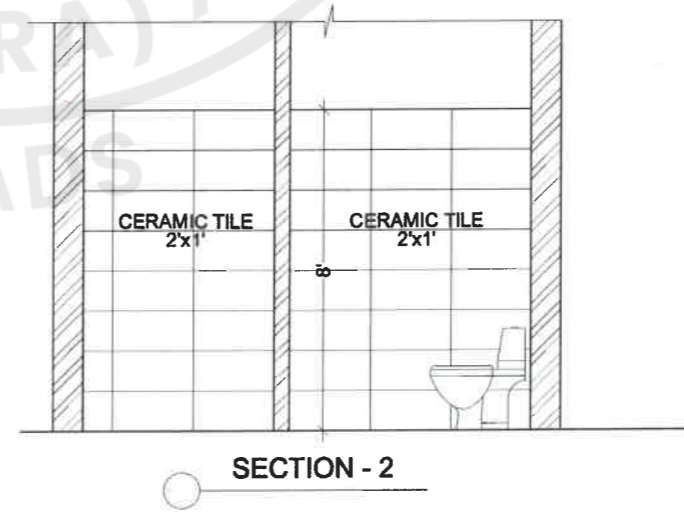
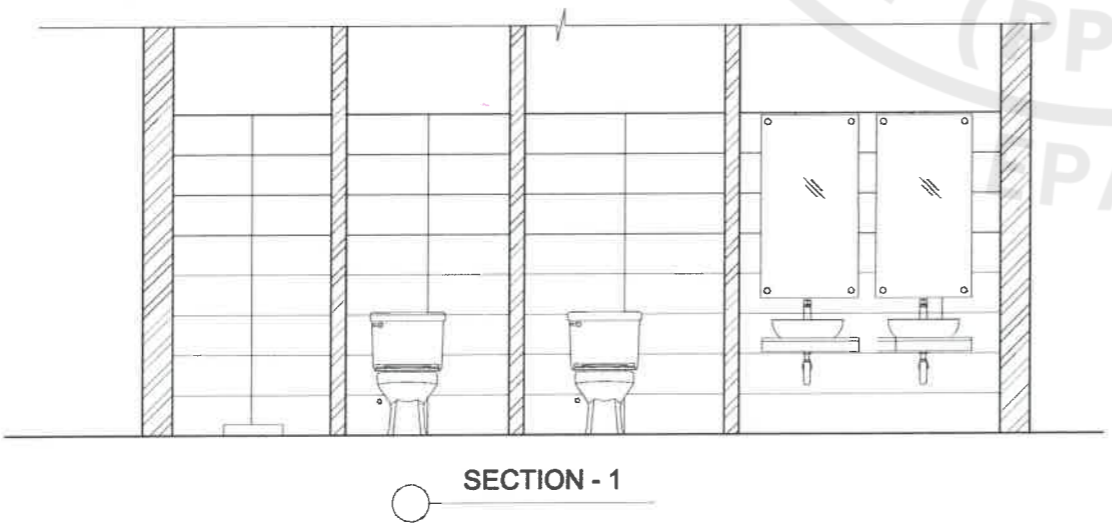
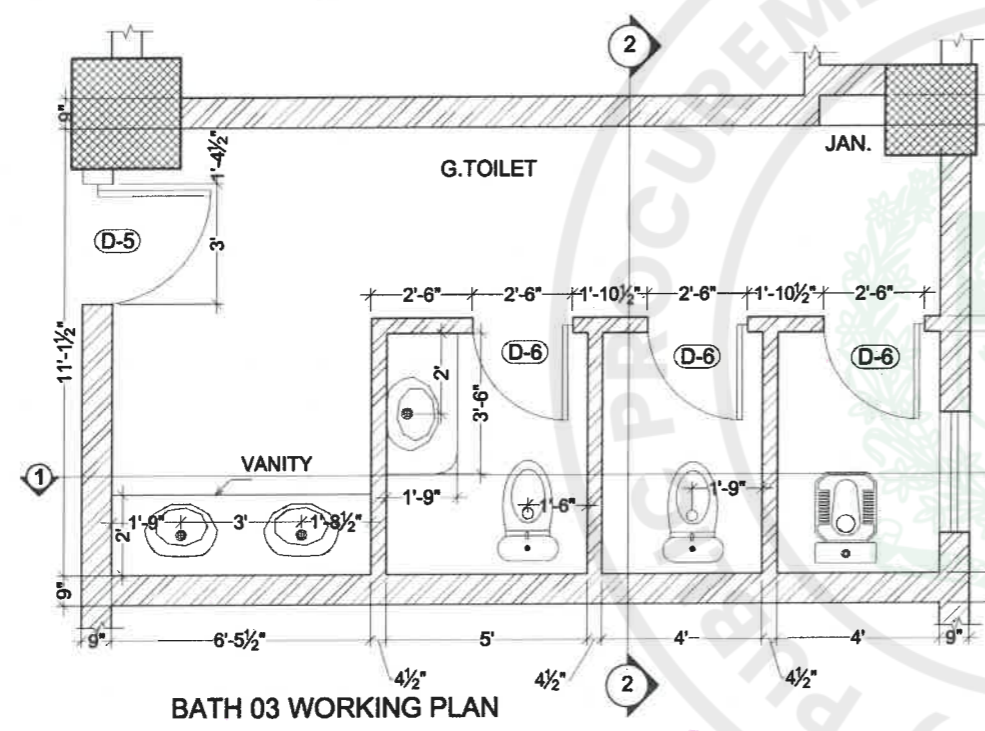
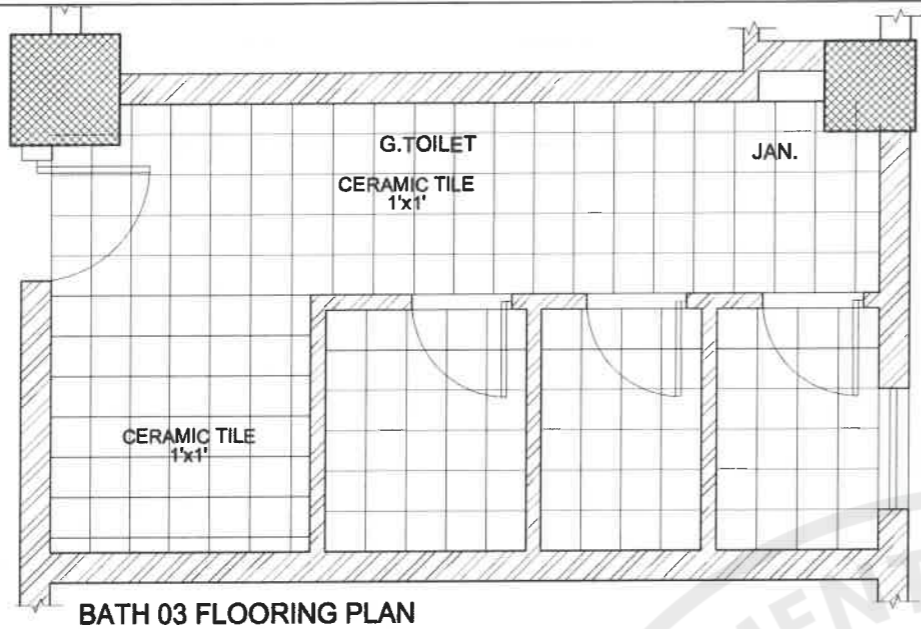
CONSULTANTS
DEVELOPMENT CONSULTANCY SERVICES (Pvt.) Ltd.
 Office 27, 2nd Floor, Executive complex, G-8 Markaz, Islamabad
 Phone: 051-8736305

EXECUTING AGENCY :
 D.G (WORKS) CAPITAL DEVELOPMENT AUTHORITY (CDA)
CLIENT & SPONSOR:
 ELECTION COMMISSION OF PAKISTAN
PROJECT ADDRESS: H-11/4, ISLAMABAD

PROJECT:
 CONSTRUCTION OF FEDERAL ELECTION ACADEMY AND OTHER OFFICES OF ELECTION COMMISSION OF PAKISTAN

DWG. TITLE
 BATH DETAIL - 02

REV. NO.	DESCRIPTION	DATE	SIGN.	DESIGNER	DRAWN	FILED	CHECKED	SCALE	DATE	PRINCIPAL ARCHITECT.	PROJECT ARCHITECT.	DRAWING NO.	REV.
				DESIGN: SHAHEERA IRFAN	DWN: ZAMURAD			N.T.S		ATHAR SAEED.	SHAHEERA IRFAN	A - 37	0
				FILE: ---									
				CHKD: ATHAR SAEED.				MARCH, 2026					



TENDER DRAWINGS

TENDER DRAWING

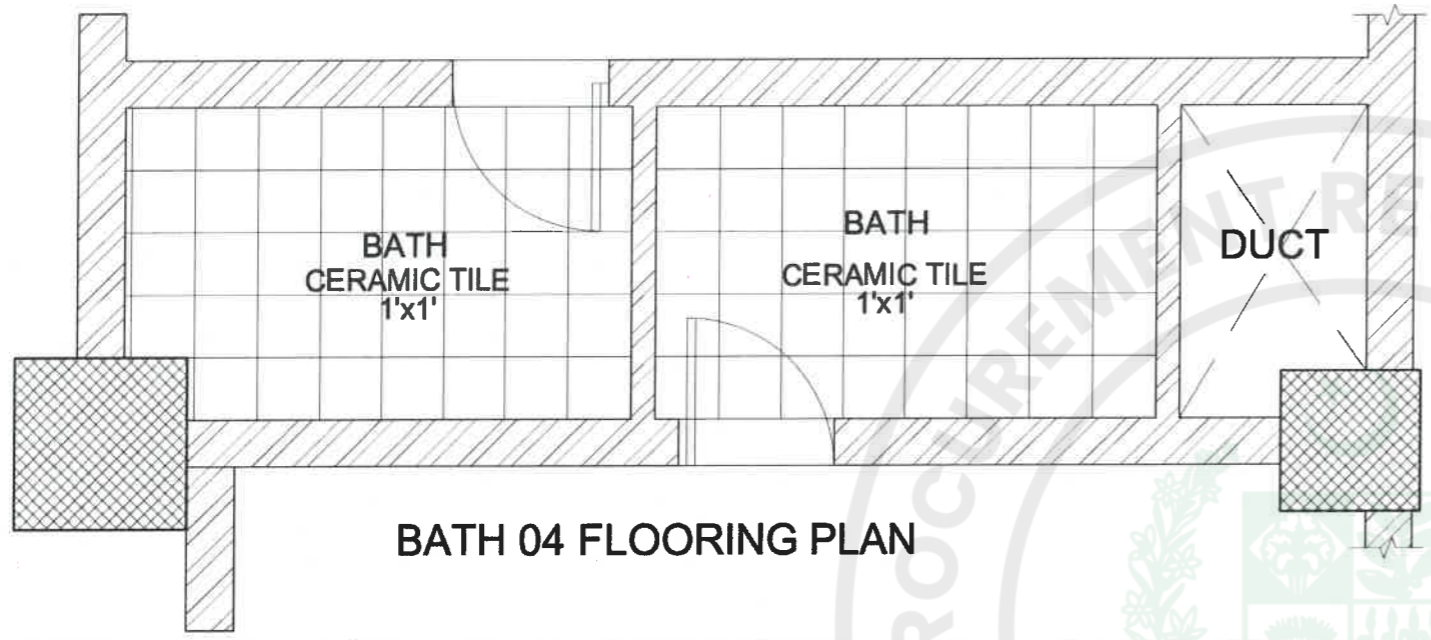
CONSULTANTS
DEVELOPMENT CONSULTANCY SERVICES (Pvt.) Ltd.
 Office 27, 2nd Floor, Executive complex, G-8 Markaz, Islamabad
 Phone: 051-8738305

EXECUTING AGENCY:
D.G (WORKS) CAPITAL DEVELOPMENT AUTHORITY (CDA)
 CLIENT & SPONSOR:
ELECTION COMMISSION OF PAKISTAN
 PROJECT ADDRESS:
H-11/4, ISLAMABAD

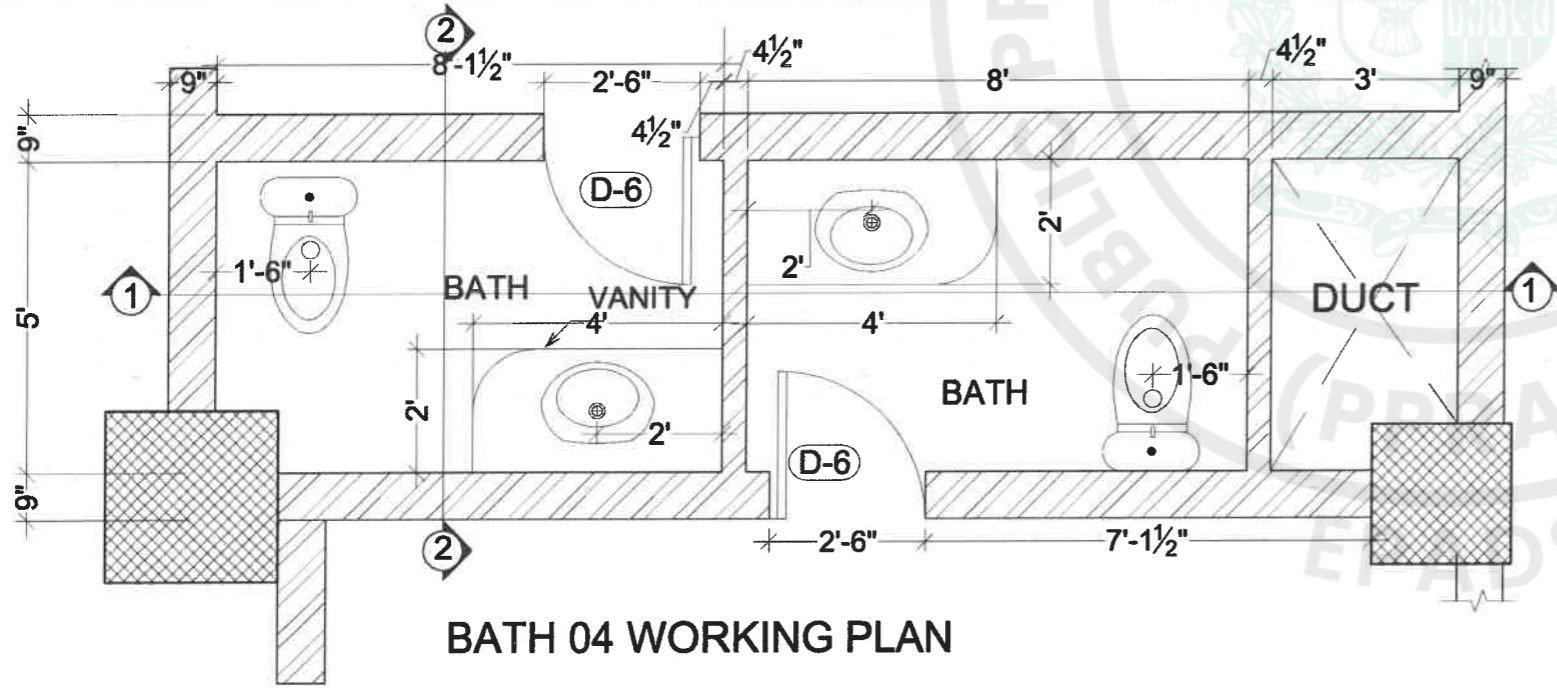
PROJECT:
CONSTRUCTION OF FEDERAL ELECTION ACADEMY AND OTHER OFFICES OF ELECTION COMMISSION OF PAKISTAN

DWG. TITLE
BATH DETAIL - 03

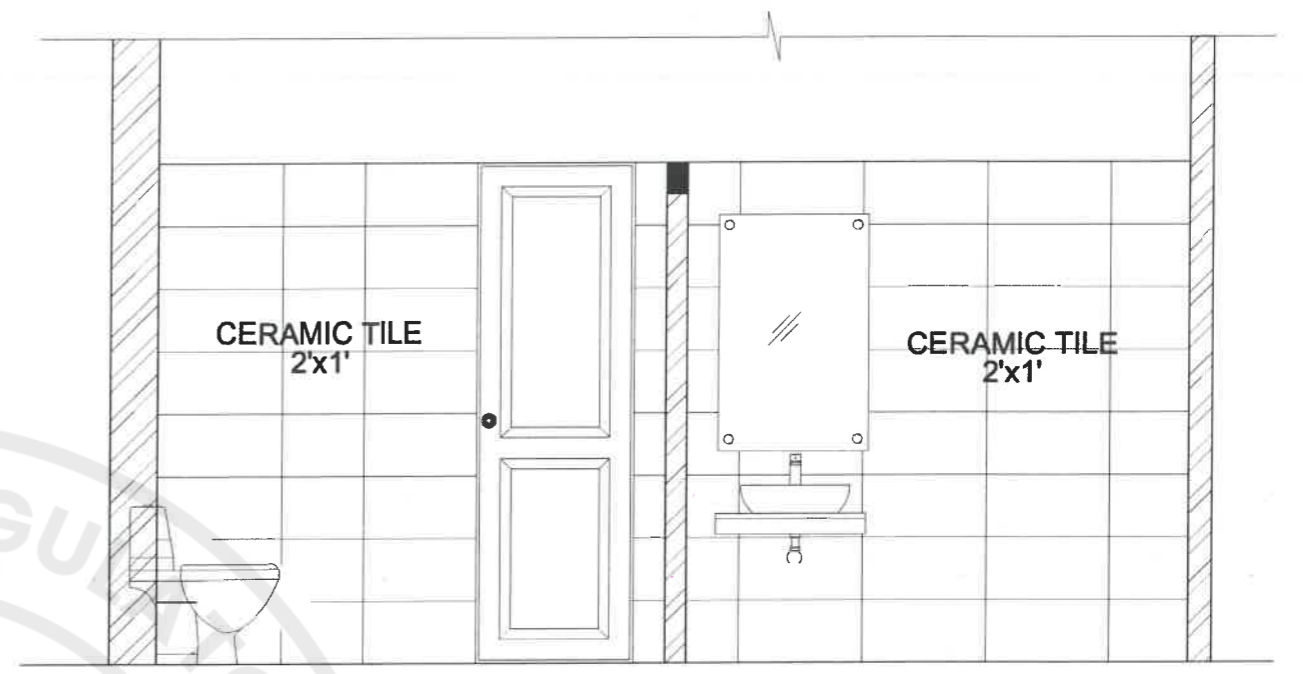
REV. NO.	DESCRIPTION	DATE	SIGN	DESIGNER	PRINCIPAL ARCHITECT.	PROJECT ARCHITECT.
				DESIGN: SHAHEERA IRFAN	PRINCIPAL ARCHITECT: ATHAR SAEED.	PROJECT ARCHITECT: SHAHEERA IRFAN
				DWN: ZAMURAD		
				FILE: _____	SCALE: N.T.S	DRAWING NO. A - 38
				CKD: ATHAR SAEED.	DATE: MARCH, 2026	REV. 0



BATH 04 FLOORING PLAN



BATH 04 WORKING PLAN



SECTION - 1



SECTION - 2



TENDER DRAWINGS

TENDER DRAWING

CONSULTANTS
DEVELOPMENT CONSULTANCY SERVICES (Pvt.) Ltd.
 Office 27, 2nd Floor, Executive complex, G-8 Markaz, Islamabad
 Phone: 051-8738305

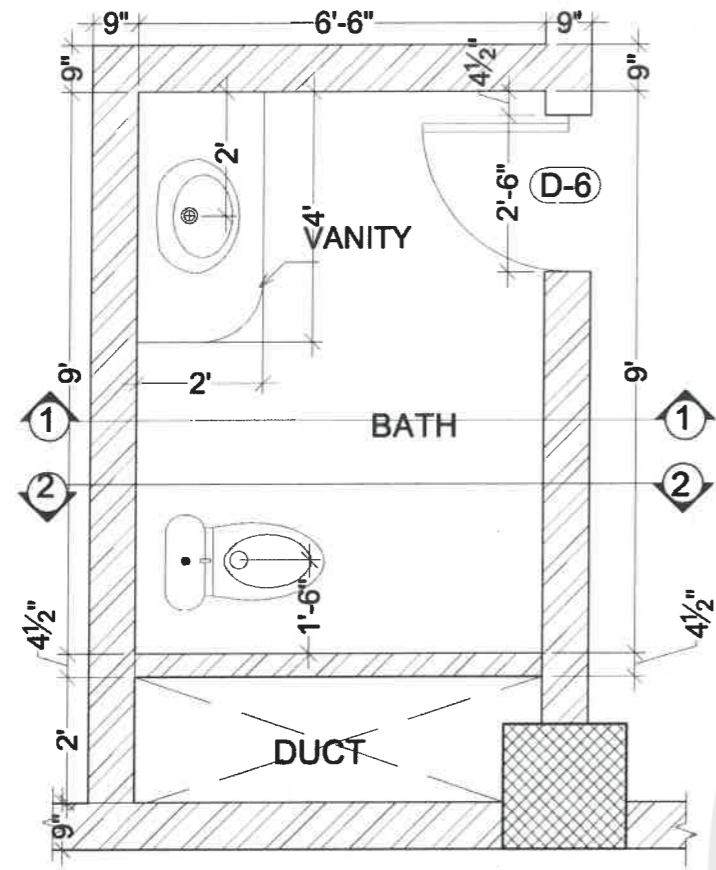
EXECUTING AGENCY:
D.G (WORKS) CAPITAL DEVELOPMENT AUTHORITY (CDA)
 CLIENT & SPONSOR:
ELECTION COMMISSION OF PAKISTAN
 PROJECT ADDRESS: H-11/4, ISLAMABAD

PROJECT:
CONSTRUCTION OF FEDERAL ELECTION ACADEMY AND OTHER OFFICES OF ELECTION COMMISSION OF PAKISTAN

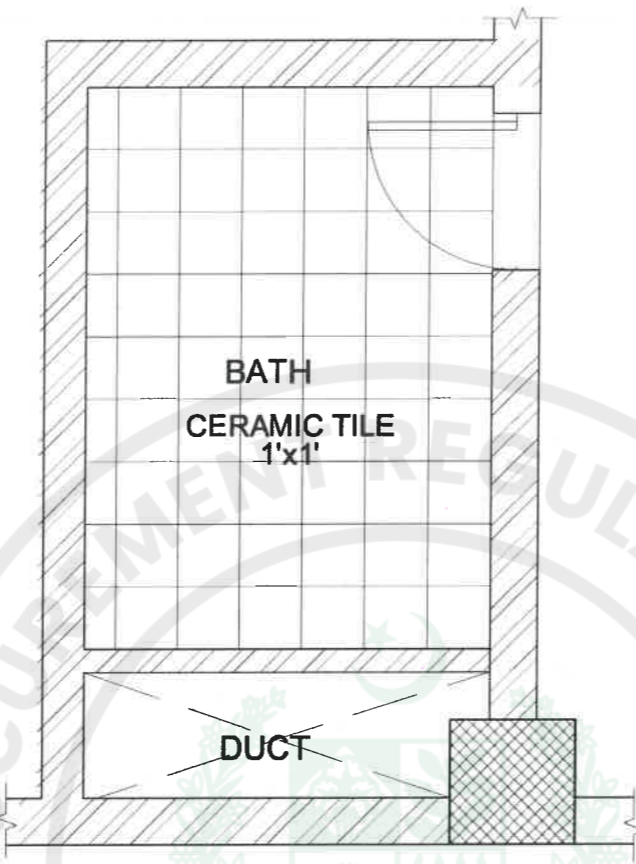
DWG. TITLE
BATH DETAIL - 04

REV. NO.	DESCRIPTION	DATE	SIGN

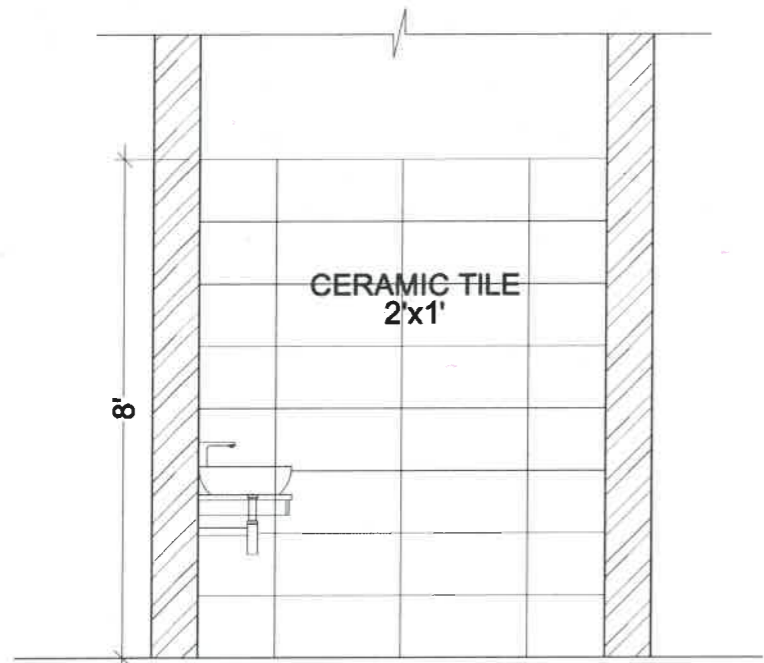
DESIGNER: SHAHEERA IRFAN	PRINCIPAL ARCHITECT: ATTHAR SAEED	PROJECT ARCHITECT: SHAHEERA IRFAN
DRAWN BY: ZAMURAD	SCALE: N.T.S.	DRAWING NO. A - 39
FILE: _____	DATE: MARCH, 2026	REV: 0
CHECKED BY: ATTHAR SAEED		



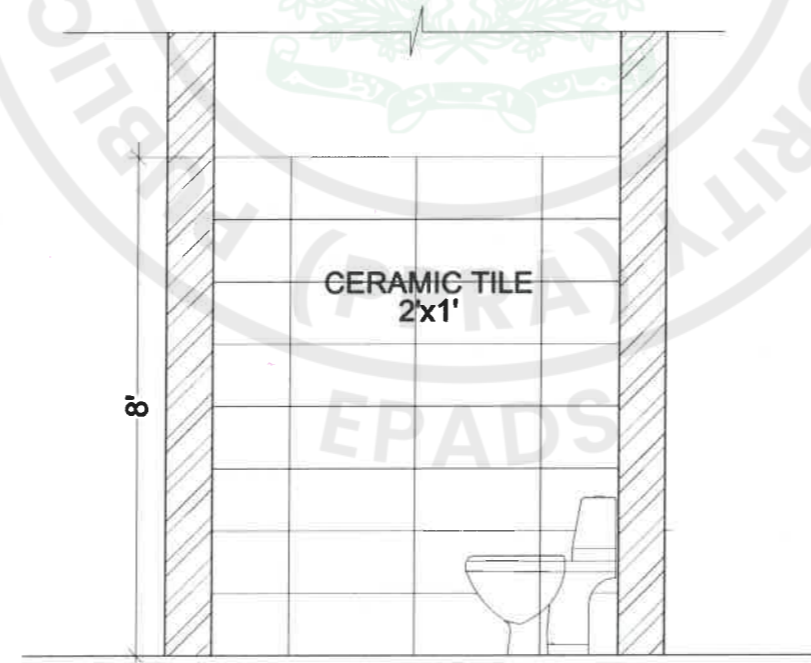
BATH 05 WORKING PLAN



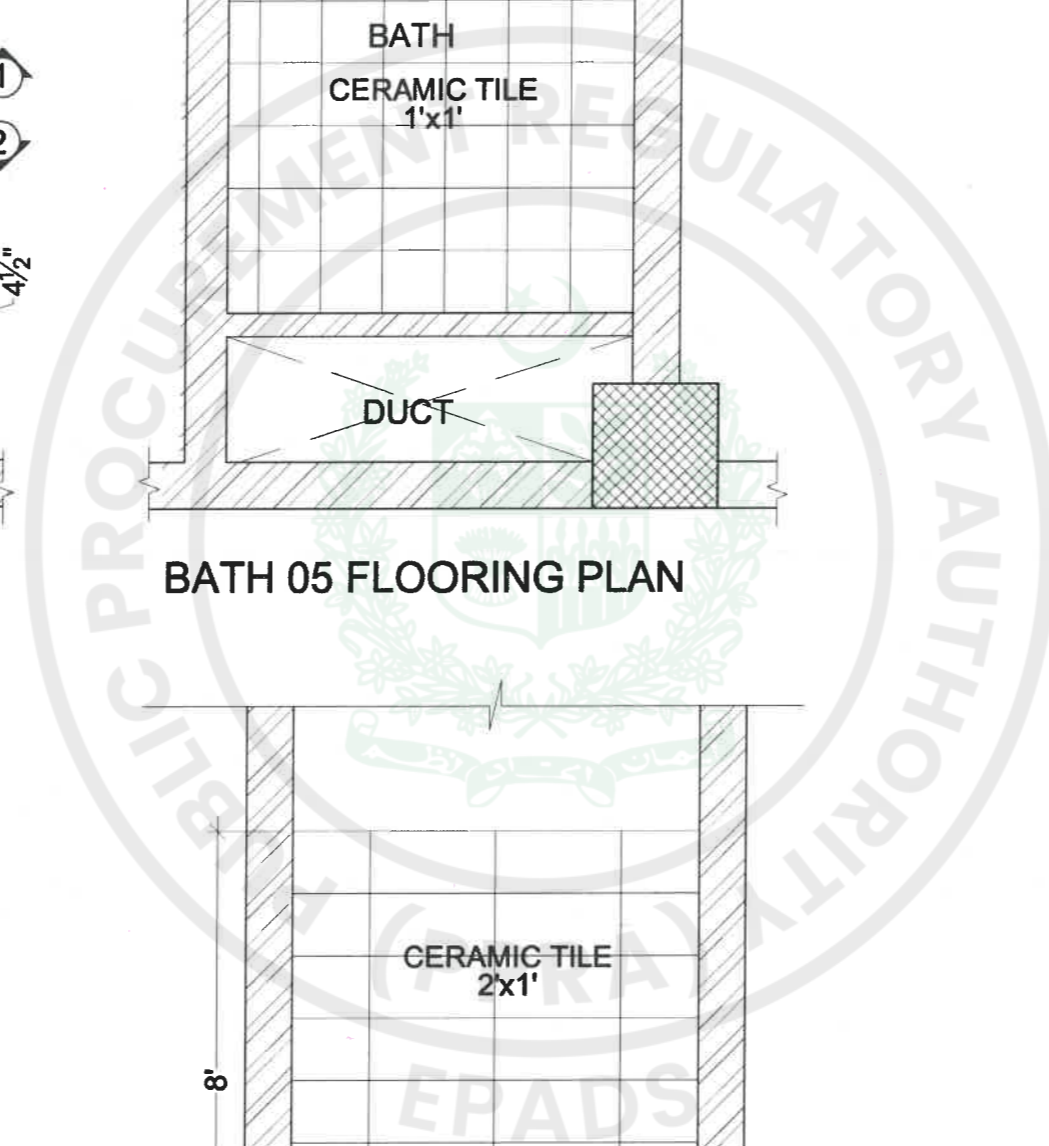
BATH 05 FLOORING PLAN



SECTION - 1



SECTION - 2



TENDER DRAWINGS

TENDER DRAWING

CONSULTANTS
DEVELOPMENT CONSULTANCY SERVICES (Pvt.) Ltd.
 Office 27, 2nd Floor, Executive complex, G-8 Markaz, Islamabad
 Phone: 051-8738305

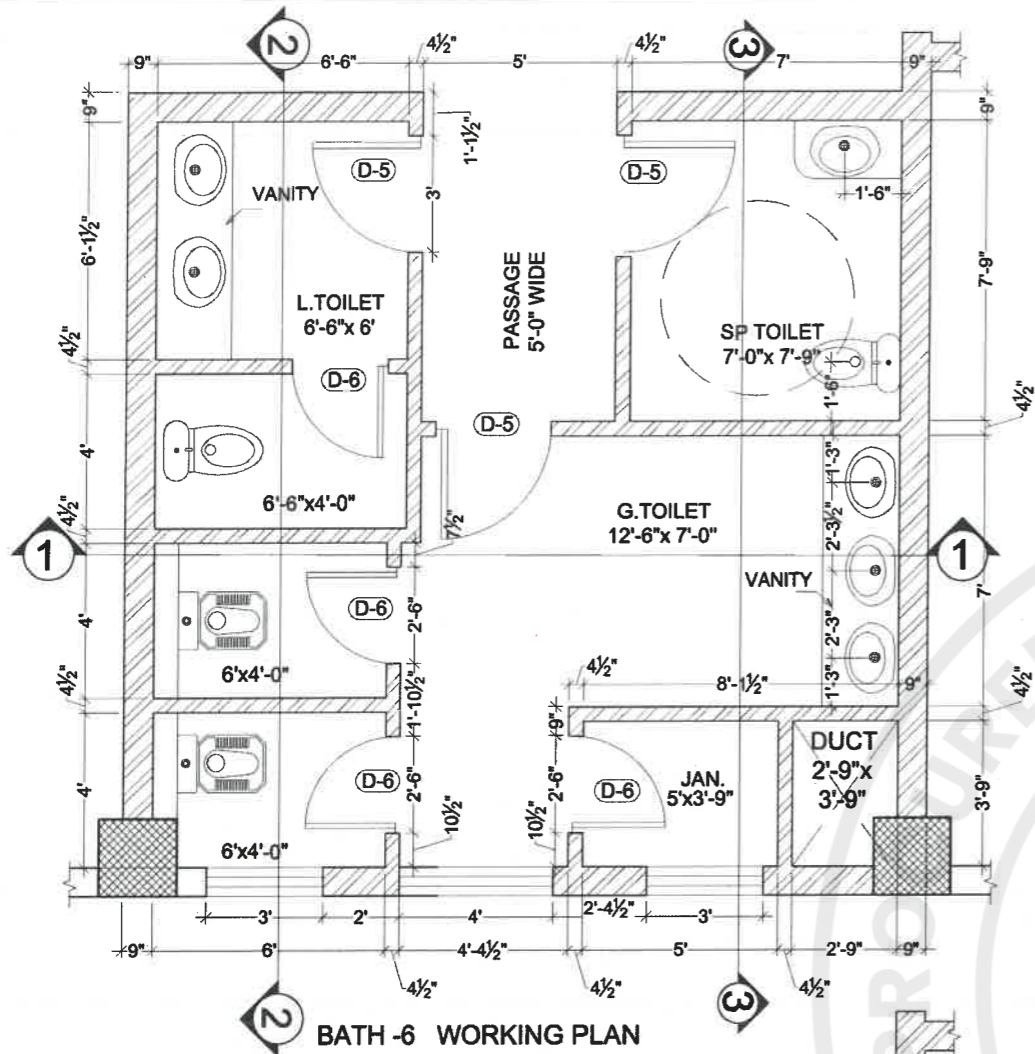
EXECUTING AGENCY:
D.G (WORKS) CAPITAL DEVELOPMENT AUTHORITY (CDA)
 CLIENT & SPONSOR:
ELECTION COMMISSION OF PAKISTAN
 PROJECT ADDRESS: H-11/4, ISLAMABAD

PROJECT:
CONSTRUCTION OF FEDERAL ELECTION ACADEMY AND OTHER OFFICES OF ELECTION COMMISSION OF PAKISTAN

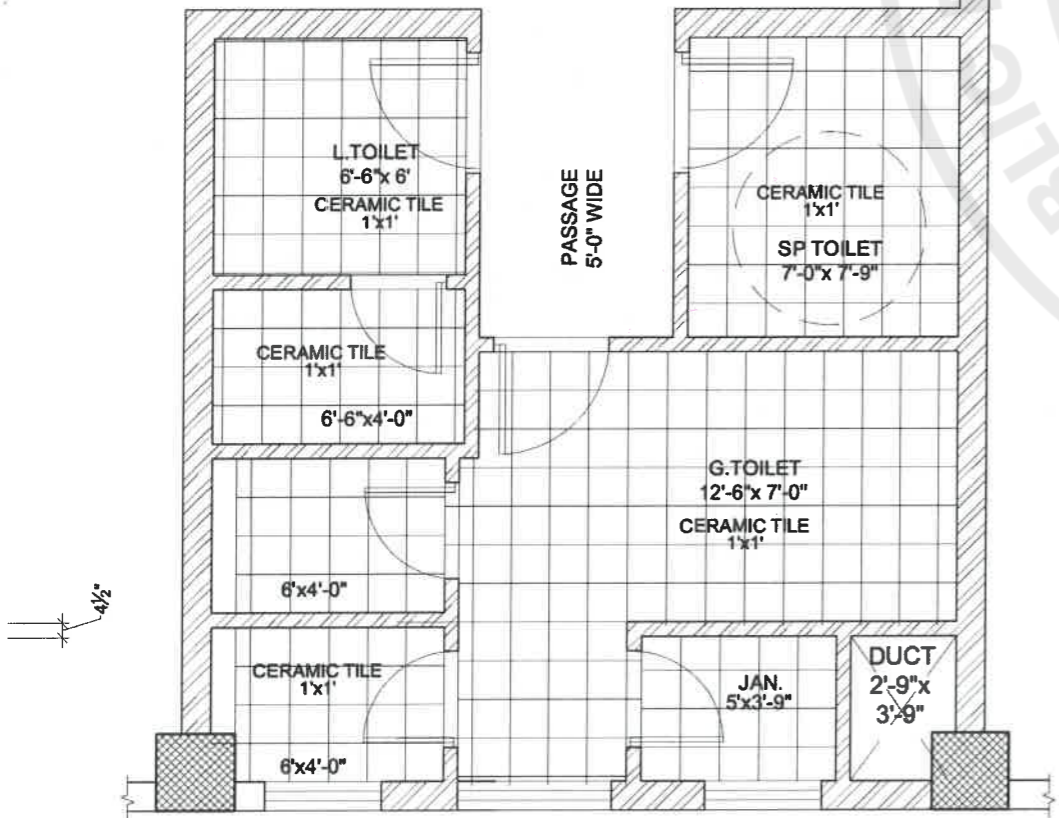
DWG. TITLE
BATH DETAIL - 05

REV. NO.	DESCRIPTION	DATE	SIGN

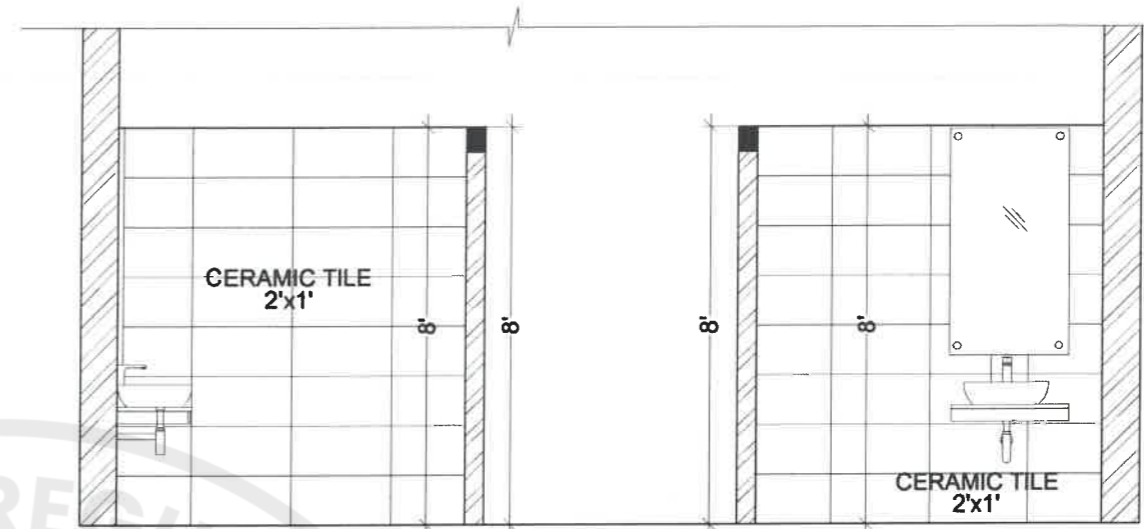
DESIGNER: SHAHEERA IRFAN	PRINCIPAL ARCHITECT: ATHAR SAEED	PROJECT ARCHITECT: SHAHEERA IRFAN
DRAWN BY: ZAMURAD	SCALE: N.T.S	DRAWING NO. A-40
FILE: _____	DATE: MARCH, 2026	REV. 0
CHKD. ATHAR SAEED		



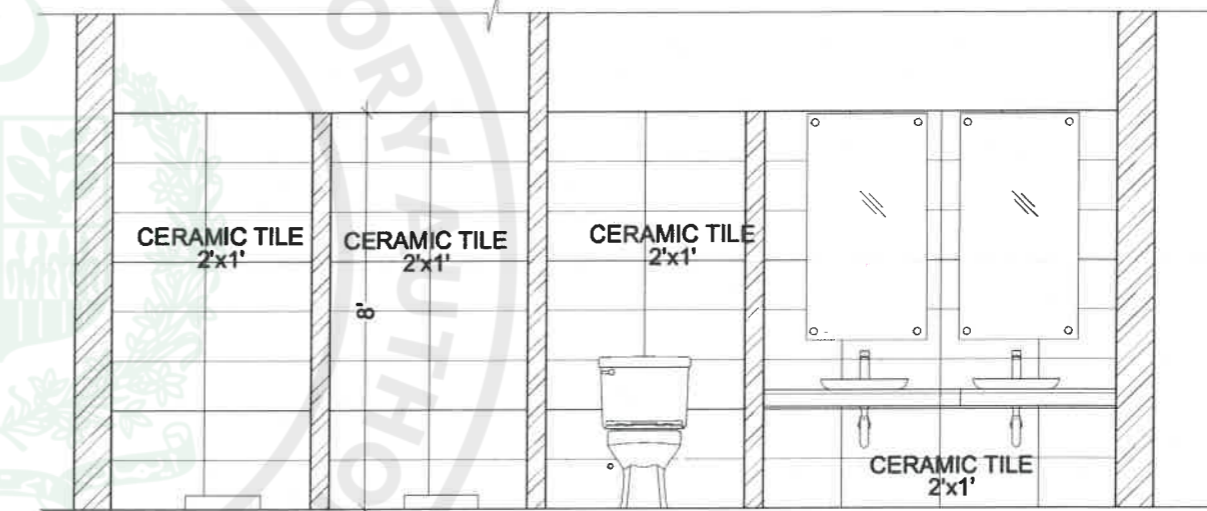
BATH-6 WORKING PLAN



BATH-6 FLOORING PLAN



SECTION - 1



SECTION - 2



SECTION - 3



TENDER DRAWINGS

TENDER DRAWING

CONSULTANTS
DEVELOPMENT CONSULTANCY SERVICES (Pvt.) Ltd.
 Office 27, 2nd Floor, Executive complex, G-3 Markaz, Islamabad
 Phone: 051-6736305

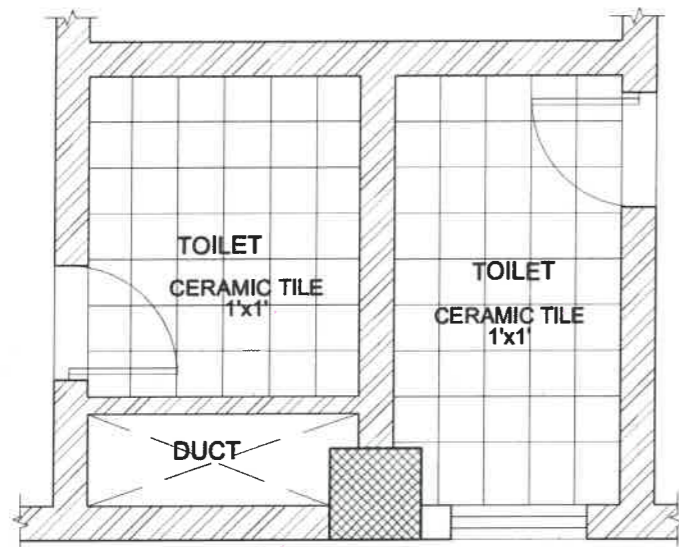
EXECUTING AGENCY:
 D.G (WORKS) CAPITAL DEVELOPMENT AUTHORITY (CDA)
CLIENT & SPONSOR:
 ELECTION COMMISSION OF PAKISTAN
PROJECT ADDRESS:
 H-11/4, ISLAMABAD

PROJECT:
 CONSTRUCTION OF FEDERAL ELECTION ACADEMY AND OTHER OFFICES OF ELECTION COMMISSION OF PAKISTAN

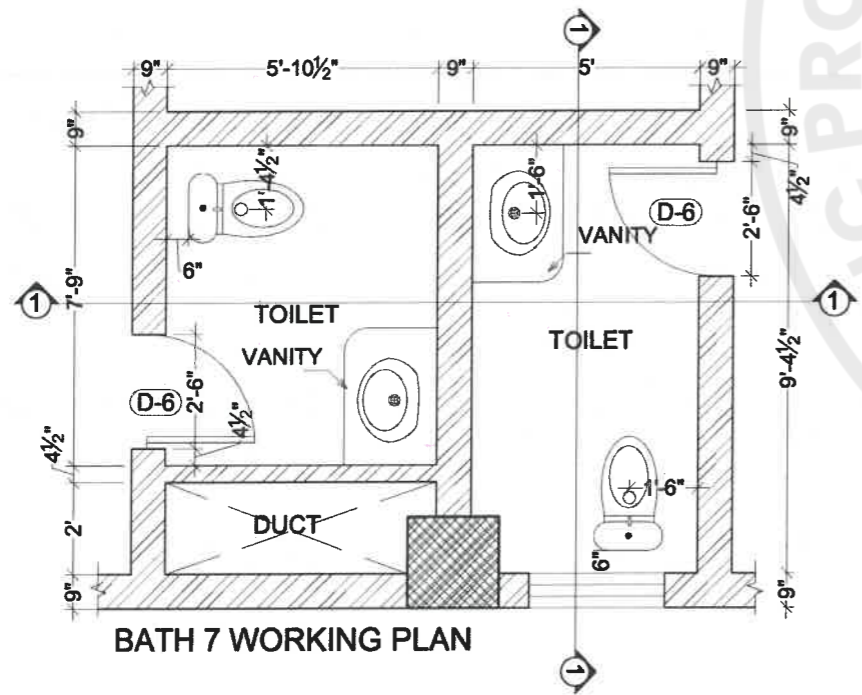
DWG. TITLE
 BATH DETAIL - 06

REV. NO.	DESCRIPTION	DATE	SIGN

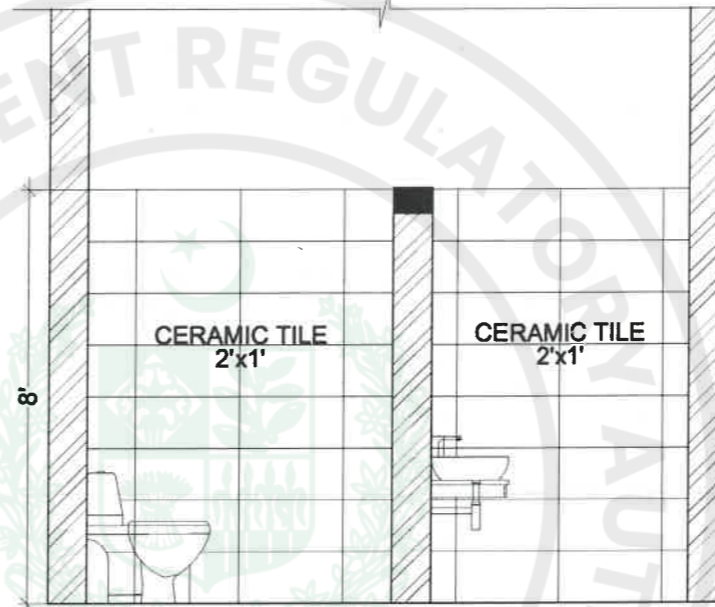
DESIGNER: SHAHEERA IRFAN	PRINCIPAL ARCHITECT: ATHAR SAEED	PROJECT ARCHITECT: SHAHEERA IRFAN
DRAWN: ZAMURAD	SCALE: N.T.S.	DRAWING NO. A-41
FILE: _____	DATE: MARCH, 2026	REV. 0
CHECKED: ATHAR SAEED		



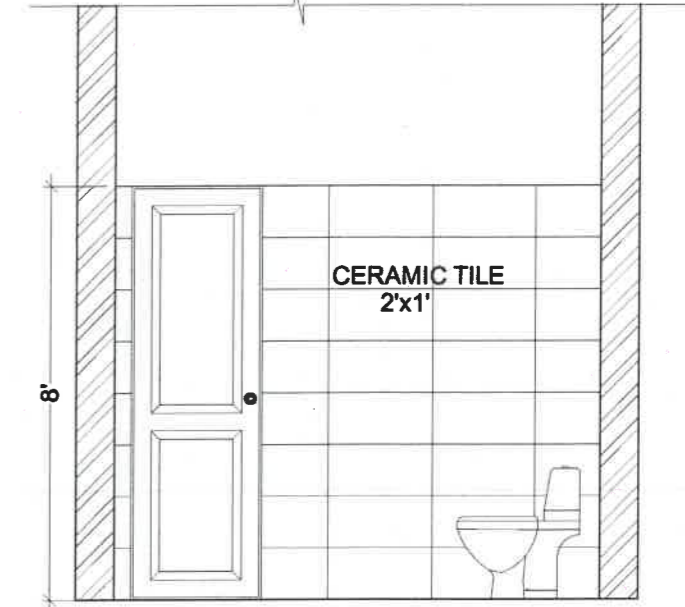
BATH 7 FLOORING PLAN



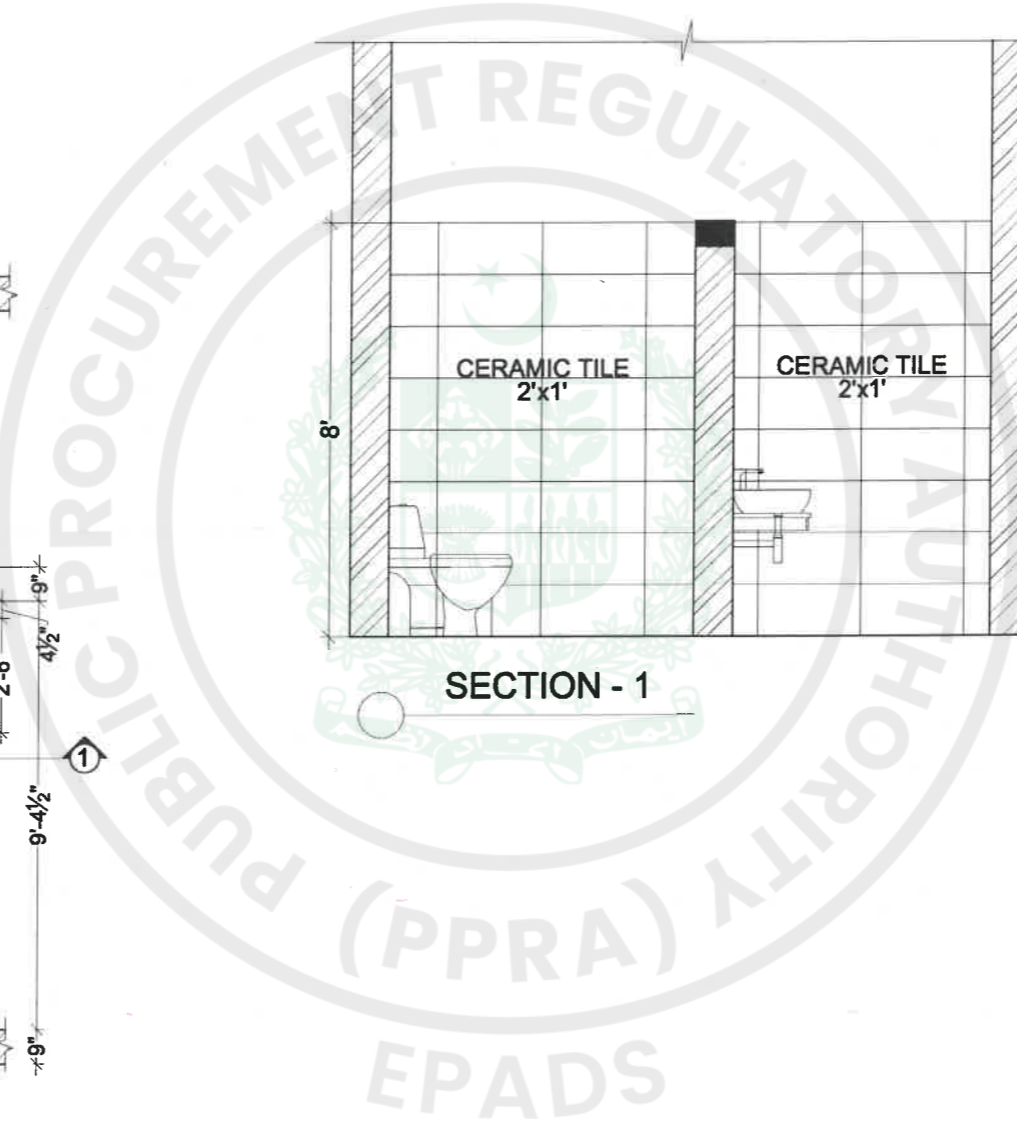
BATH 7 WORKING PLAN



SECTION - 1



SECTION - 2



TENDER DRAWINGS

TENDER DRAWING

CONSULTANTS
DEVELOPMENT CONSULTANCY SERVICES (Pvt.) Ltd.
 Office 27, 2nd Floor, Executive complex, G-8 Markaz, Islamabad
 Phone: 051-8738305

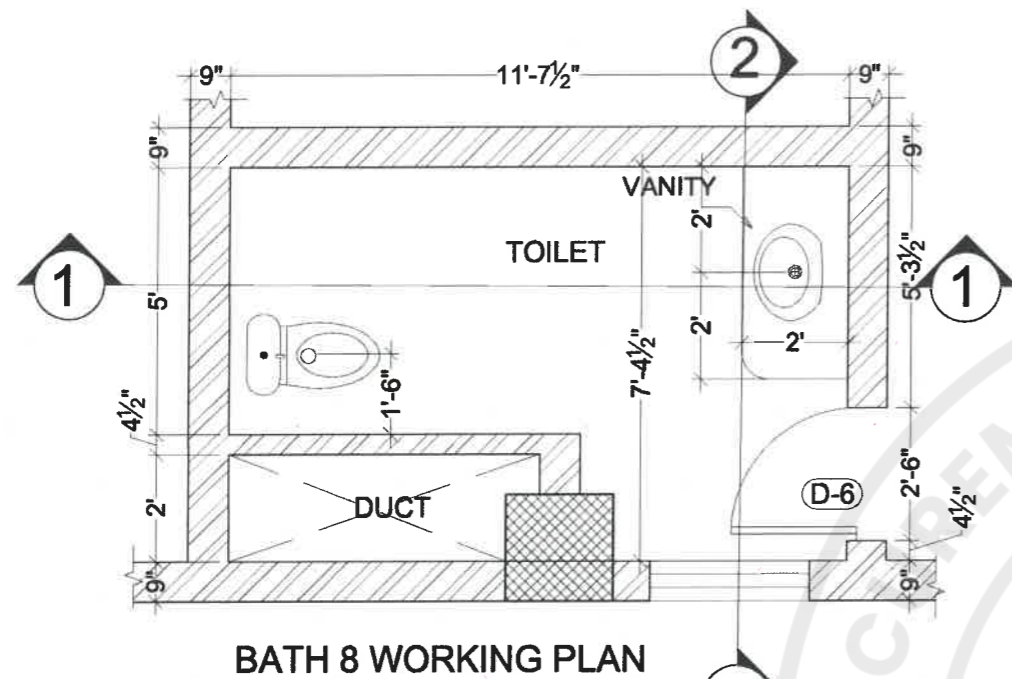
EXECUTING AGENCY:
 D.G (WORKS) CAPITAL DEVELOPMENT AUTHORITY (CDA)
CLIENT & SPONSOR:
 ELECTION COMMISSION OF PAKISTAN
PROJECT ADDRESS: H-11/4, ISLAMABAD

PROJECT:
 CONSTRUCTION OF FEDERAL ELECTION ACADEMY AND OTHER OFFICES OF ELECTION COMMISSION OF PAKISTAN

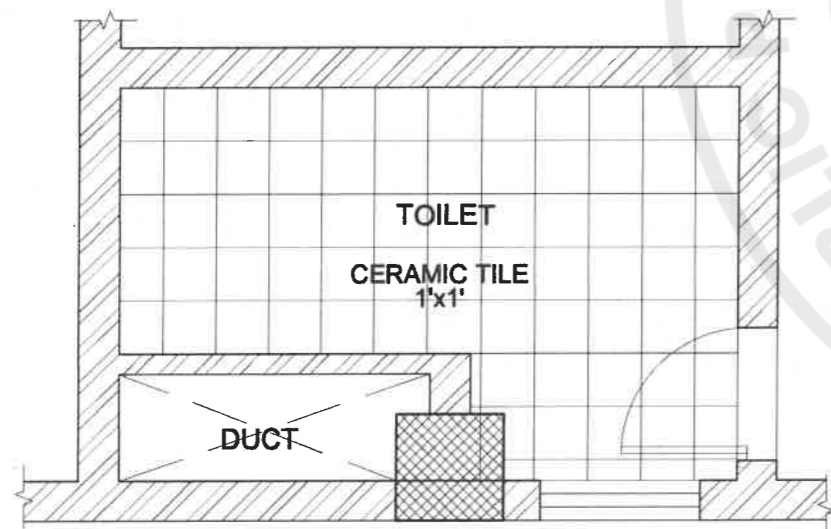
DWG. TITLE
 BATH DETAIL - 07

REV. NO.	DESCRIPTION	DATE	SIGN.

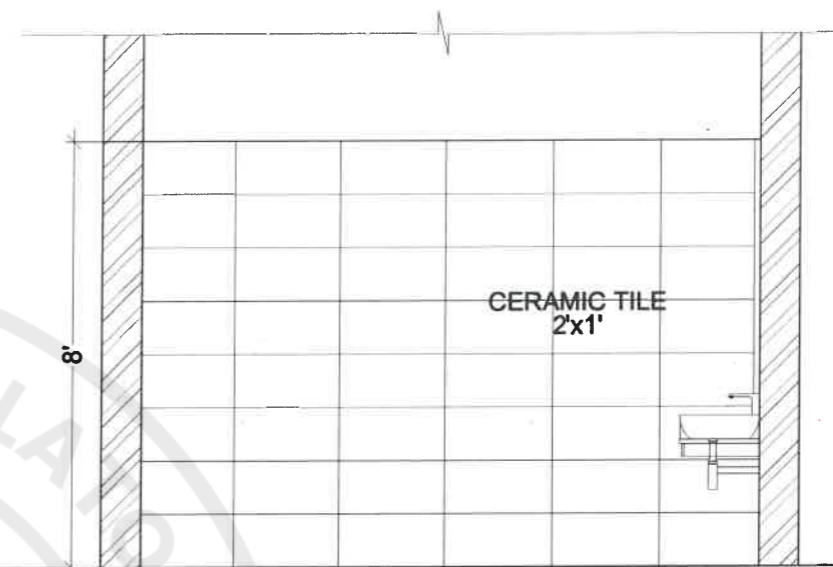
DESIGNER: SHAHEERA IRFAN	PRINCIPAL ARCHITECT: ATHAR SAEED	PROJECT ARCHITECT: SHAHEERA IRFAN
DRAWN BY: ZAMURAD	SCALE: N.T.S	DRAWING NO. A-42
FILE: _____	DATE: MARCH, 2026	REV. 0
CHKD. ATHAR SAEED		



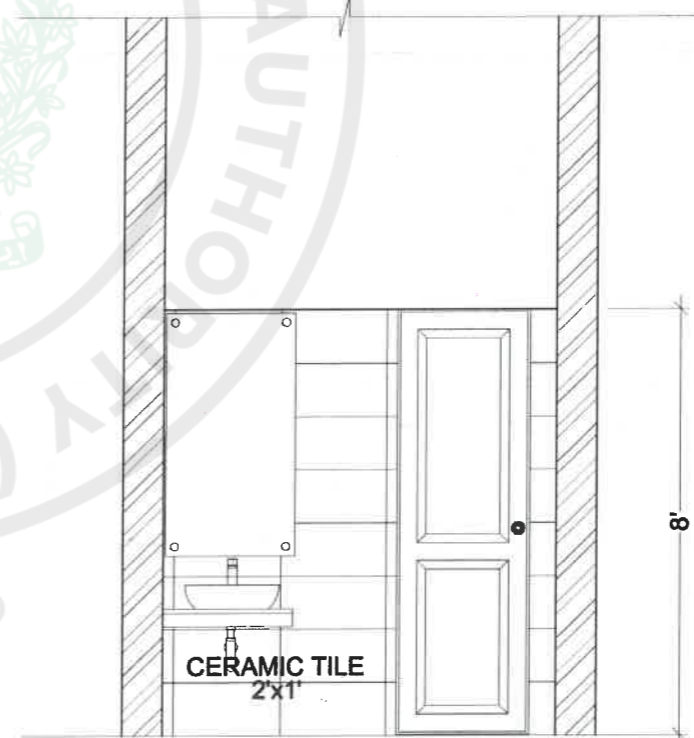
BATH 8 WORKING PLAN




BATH 8 FLOORING PLAN



SECTION - 1



SECTION - 2



TENDER DRAWINGS

TENDER DRAWING

CONSULTANTS



DEVELOPMENT CONSULTANCY SERVICES (Pvt.) Ltd.
Office 27, 2nd Floor, Executive complex, G-8 Markaz, Islamabad
Phone: 051-8738305

EXECUTING AGENCY :
D.G (WORKS) CAPITAL DEVELOPMENT AUTHORITY (CDA)
CLIENT & SPONSOR:
ELECTION COMMISSION OF PAKISTAN
PROJECT ADDRESS: **H-11/4, ISLAMABAD**

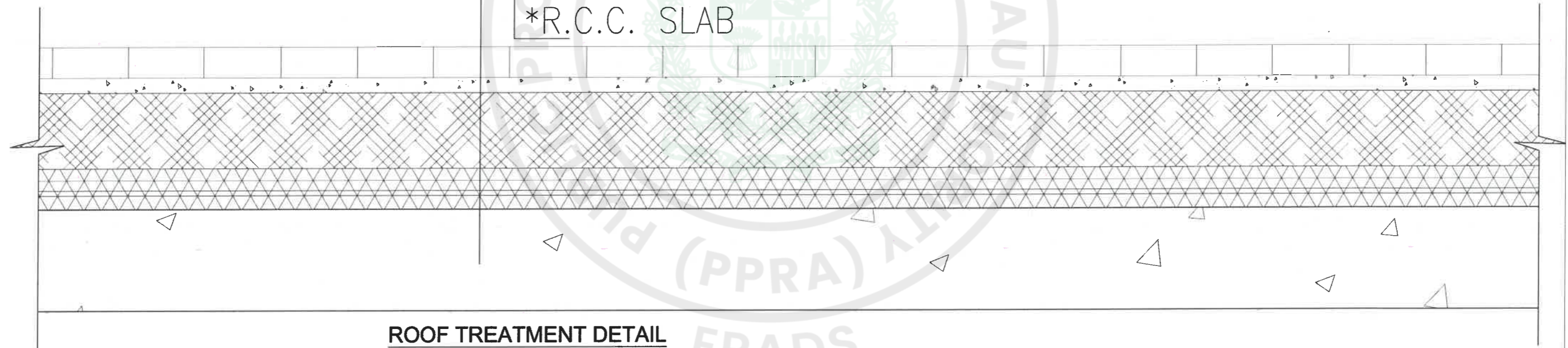
PROJECT:
CONSTRUCTION OF FEDERAL ELECTION ACADEMY AND OTHER OFFICES OF ELECTION COMMISSION OF PAKISTAN

DWG. TITLE

BATH DETAIL - 08

REV. NO.	DESCRIPTION	DATE	SIGN.	DESIGNER	PRINCIPAL ARCHITECT.	PROJECT ARCHITECT.	SCALE	DRAWING NO.	REV.
				DES. SHAHEERA IRFAN	ATTHAR SAEED.	SHAHEERA IRFAN	N.T.S	A - 43	0
				DWN. ZAMURAD			DATE		
				FILE			MARCH, 2026		
				CHK. ATTHAR SAEED.					

- *LAYER OF TILES INCLUDING GROUTING
- *2" THICK MUD INCLUDING MUD PLASTER
- *POLYTHEN SHEET
- *THERMOPORE SHEET
- *4MM THICK BITUMENOUS MEMBRAN
- *BITUMEN LAYER
- *R.C.C. SLAB




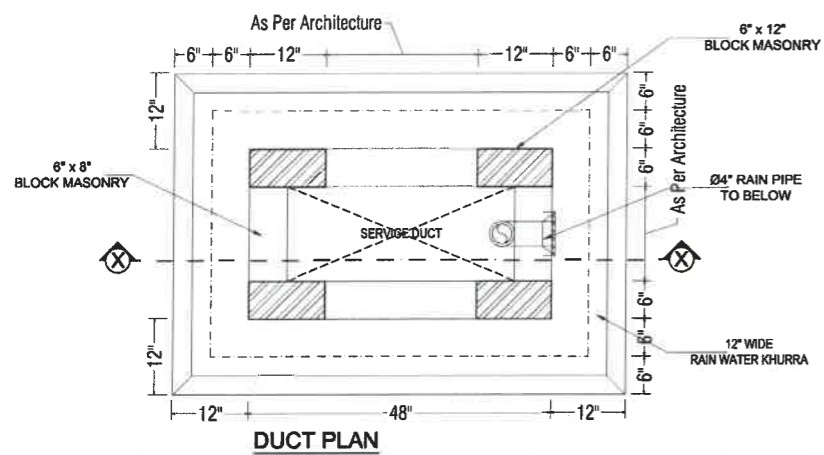
ROOF TREATMENT DETAIL



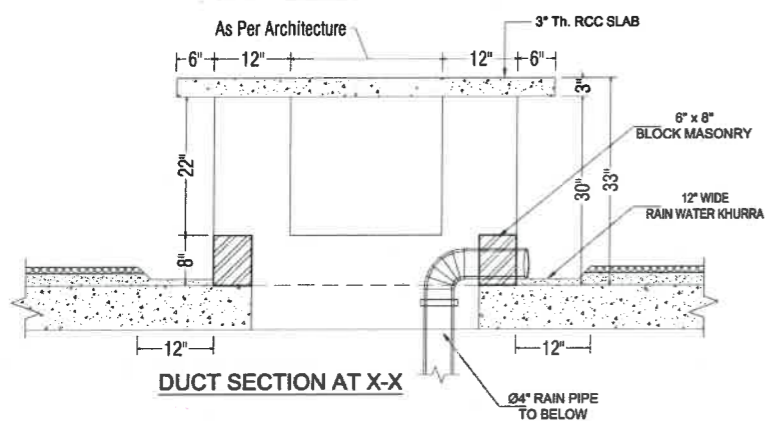
TENDER DRAWINGS

TENDER DRAWING

CONSULTANTS  DEVELOPMENT CONSULTANCY SERVICES (Pvt.) Ltd. Office 27, 2nd Floor, Executive complex, G-8 Markaz, Islamabad Phone: 051-8738305	EXECUTING AGENCY: D.G (WORKS) CAPITAL DEVELOPMENT AUTHORITY (CDA)	PROJECT: CONSTRUCTION OF FEDERAL ELECTION ACADEMY AND OTHER OFFICES OF ELECTION COMMISSION OF PAKISTAN	DWG. TITLE: ROOF TREATMENT DETAIL	REV. NO. DESCRIPTION DATE SIGN	DESIGNED BY: SHAHEERA IRFAN DRAWN BY: ZAMURAD FILED BY: _____ CHECKED BY: ATHAR SAEED	PRINCIPAL ARCHITECT: ATHAR SAEED	PROJECT ARCHITECT: SHAHEERA IRFAN	SCALE: N.T.S	DATE: MARCH, 2026	DRAWING NO. A - 33	REV. 0
	CLIENT & SPONSOR: ELECTION COMMISSION OF PAKISTAN	PROJECT ADDRESS: H-11/4, ISLAMABAD	ELECTION COMMISSION OF PAKISTAN	ELECTION COMMISSION OF PAKISTAN	_____ _____ _____	_____ _____ _____	_____ _____ _____	_____ _____ _____	_____ _____ _____	_____ _____ _____	_____ _____ _____

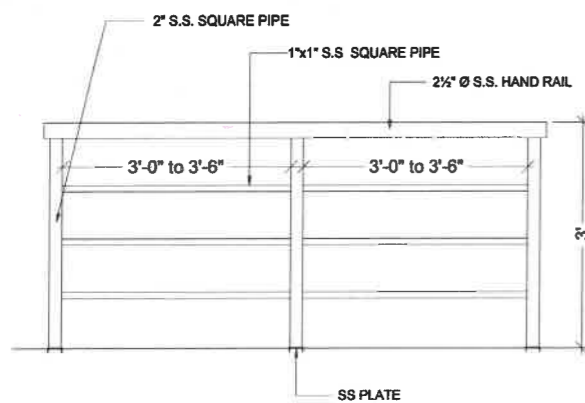


DUCT PLAN

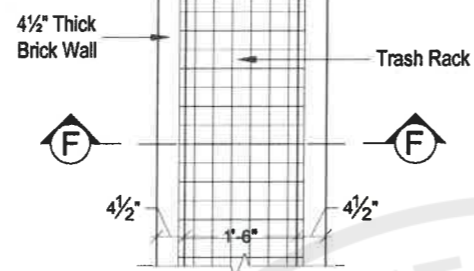


DUCT SECTION AT X-X

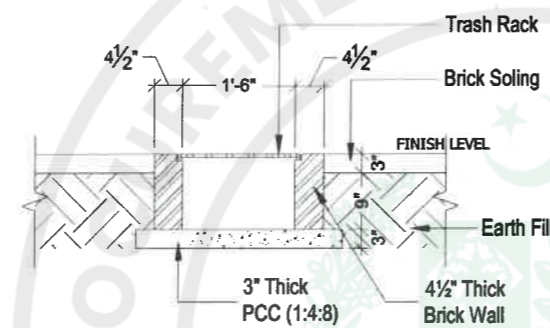
TYPICAL SERVICE DUCT DETAIL



TYPICAL RAILING DETAIL

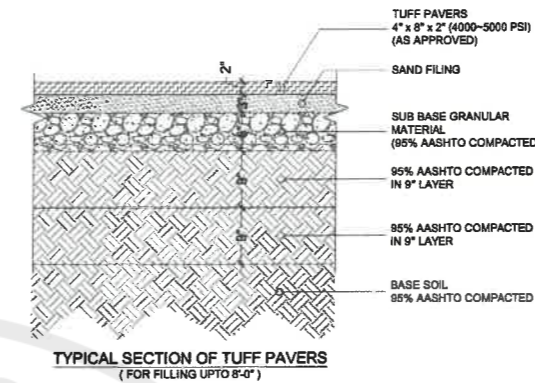


GRATING PLAN

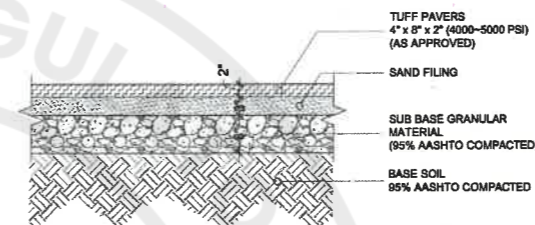


SECTION AT F-F

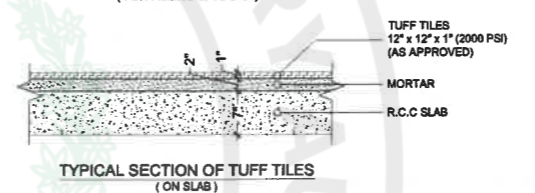
TYPICAL GRATING DETAIL



TYPICAL SECTION OF TUFF PAVERS (FOR FILLING UPTO 8'-0")

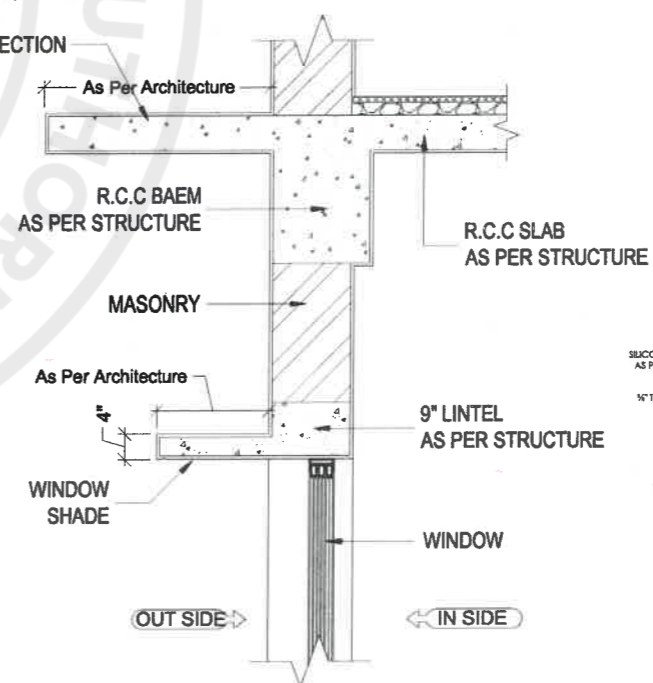


TYPICAL SECTION OF TUFF PAVERS (FOR FILLING UPTO 3'-0")

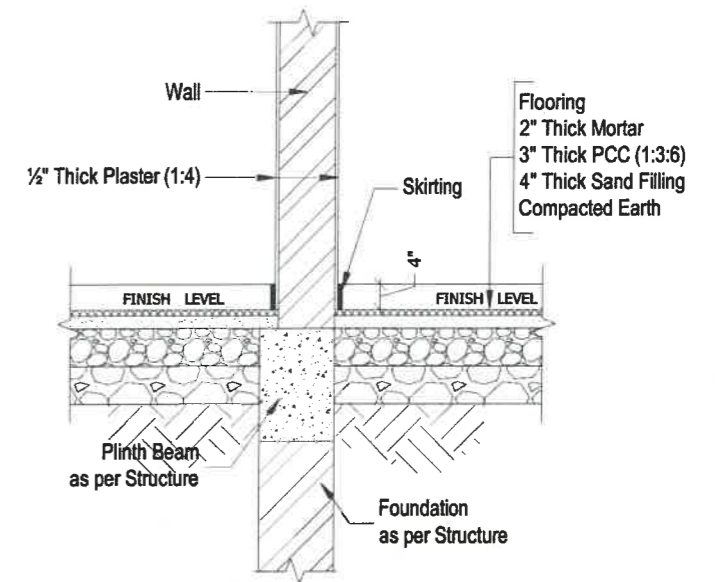


TYPICAL SECTION OF TUFF TILES (ON SLAB)

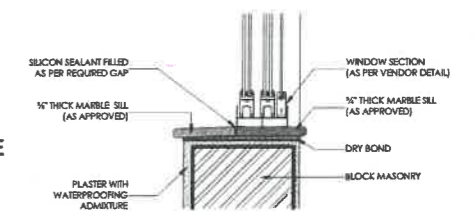
PROJECTION



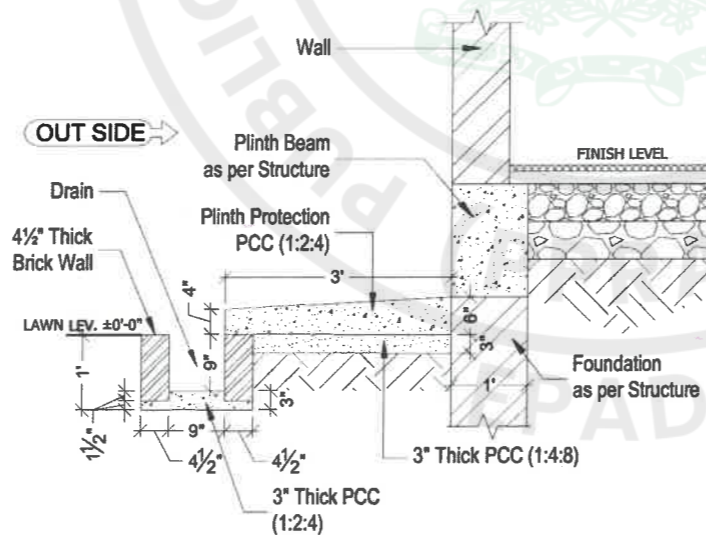
TYPICAL WINDOW SHADE & PROTECTION DETAIL



DETAIL AT - B
GROUND FLOOR FINISHING DETAIL
SCALE: 3/8"=1'-0"



TYPICAL WINDOW SILL DETAIL



TYPICAL PLINTH PROTECTION DETAIL



TENDER DRAWINGS

TENDER DRAWING

CONSULTANTS
 **DEVELOPMENT CONSULTANCY SERVICES (Pvt.) Ltd.**
 Office 27, 2nd Floor, Executive complex, G-8 Markaz, Islamabad
 Phone: 051-8738305

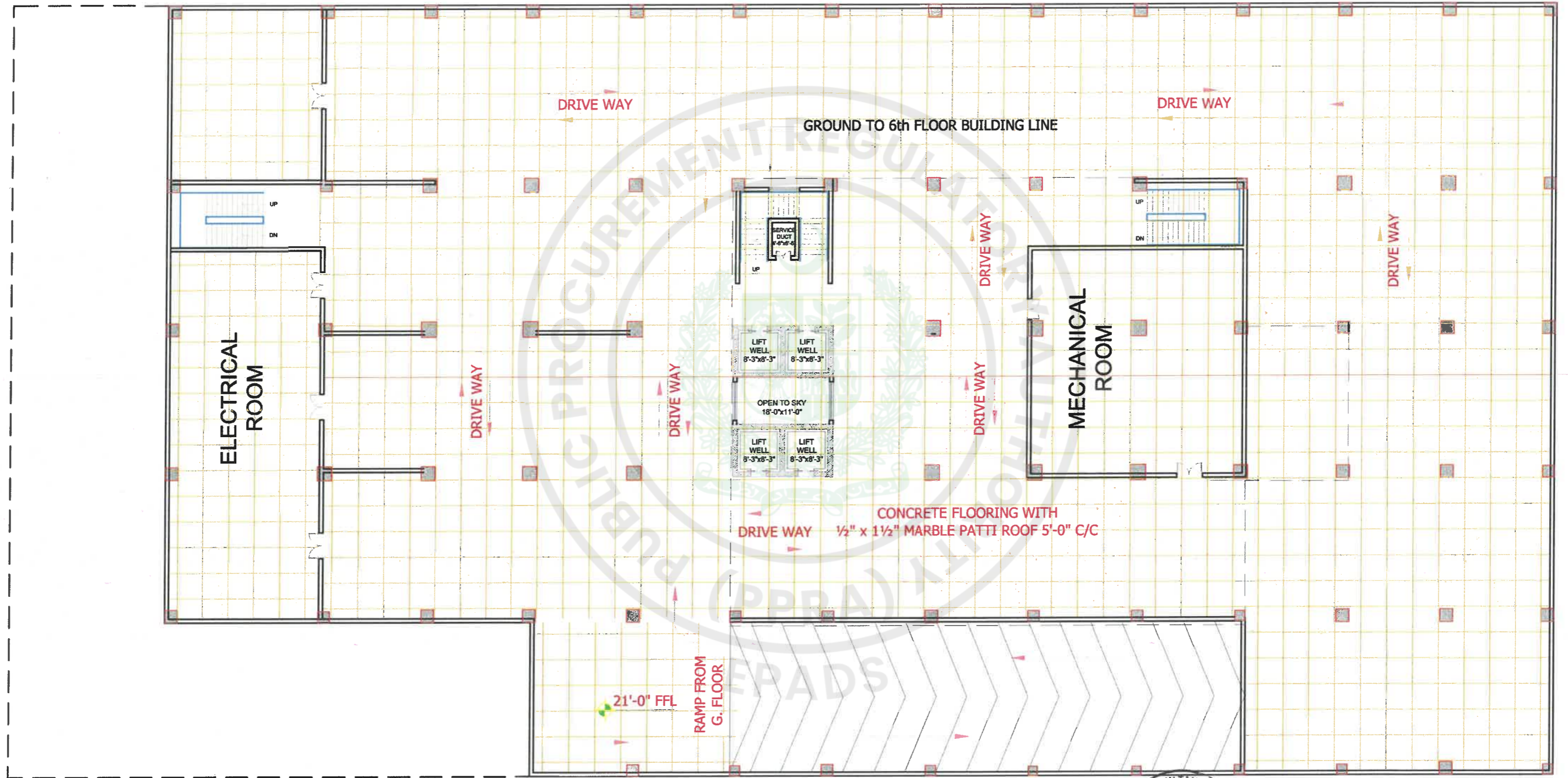
EXECUTING AGENCY:
D.G (WORKS) CAPITAL DEVELOPMENT AUTHORITY (CDA)
 CLIENT & SPONSOR:
ELECTION COMMISSION OF PAKISTAN
 PROJECT ADDRESS:
 H-11/4, ISLAMABAD

PROJECT:
CONSTRUCTION OF FEDERAL ELECTION ACADEMY AND OTHER OFFICES OF ELECTION COMMISSION OF PAKISTAN

DWG. TITLE
TYPICAL DETAILS

REV. NO.	DESCRIPTION	DATE	SIGN

DESIGNER: SHAHEERA IRFAN	PRINCIPAL ARCHITECT: ATHAR SAEB	PROJECT ARCHITECT: SHAHEERA IRFAN
DRAWN: ZAMURAD	SCALE: N.T.S.	DRAWING NO. A-34
FILE: _____	DATE: MARCH, 2026	REV. 0
CHKD: ATHAR SAEB		



LOWER BASEMENT FLOOR PLAN



TENDER DRAWINGS

TENDER DRAWING

CONSULTANTS
DEVELOPMENT CONSULTANCY SERVICES (Pvt.) Ltd.
 Office 27, 2nd Floor, Executive complex, G-8 Markaz, Islamabad
 Phone: 051-8738305

EXECUTING AGENCY:
 D.G (WORKS) CAPITAL DEVELOPMENT AUTHORITY (CDA)
CLIENT & SPONSOR:
 ELECTION COMMISSION OF PAKISTAN
PROJECT ADDRESS: H-11/4, ISLAMABAD

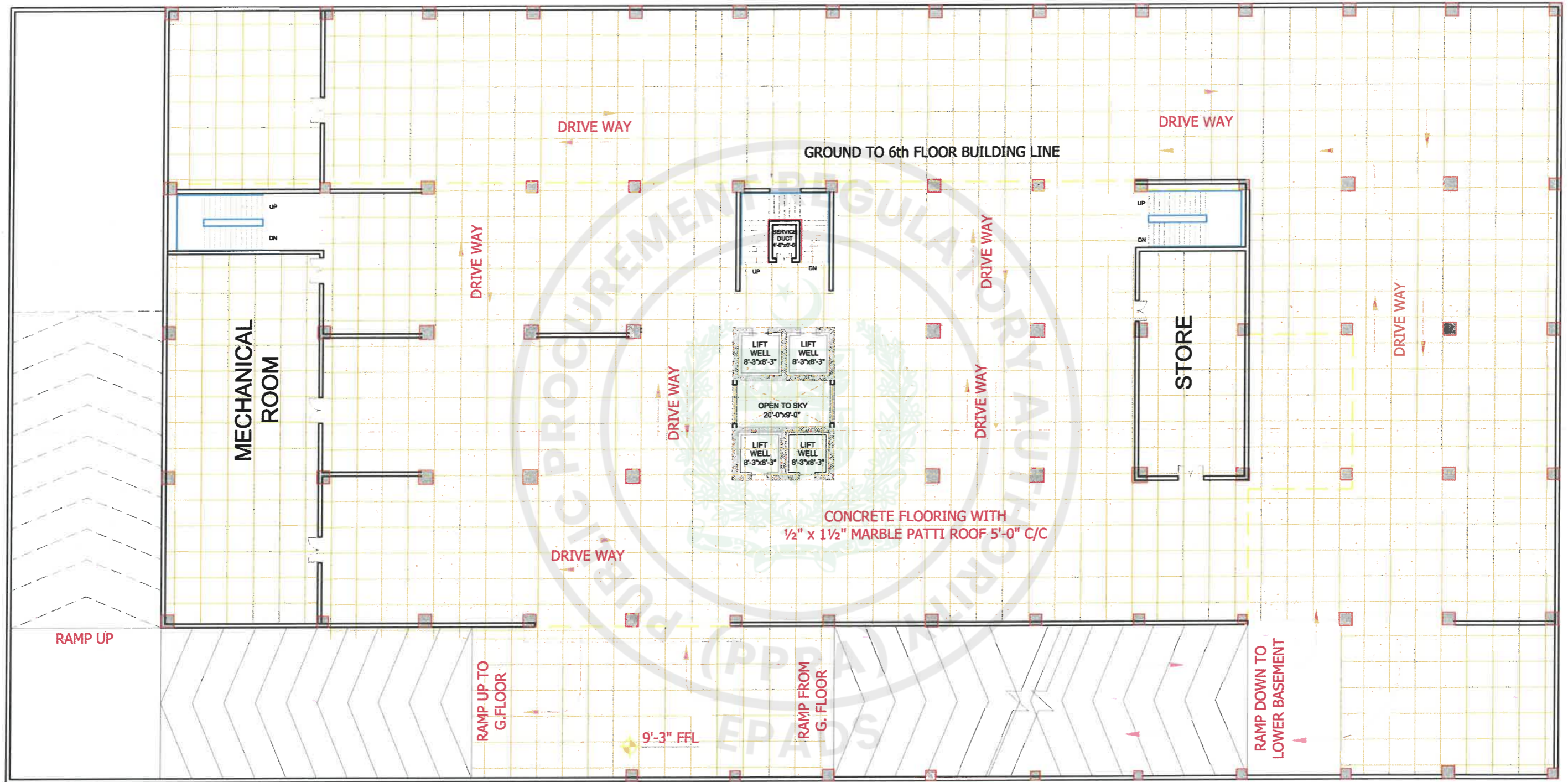
PROJECT: CONSTRUCTION OF FEDERAL ELECTION ACADEMY AND OTHER OFFICES OF ELECTION COMMISSION OF PAKISTAN

DWG. TITLE
 UPPER BASEMENT FLOOR FLOORING PLAN

REV. NO.	DESCRIPTION	DATE	SIGN.

DESIGNER: SHAHEERA IRFAN
 DWG. BY: ZAMURAD
 FILE: _____
 CKD: ATHAR SAEED

PRINCIPAL ARCHITECT: ATHAR SAEED.	PROJECT ARCHITECT: SHAHEERA IRFAN
SCALE: N.T.S	DRAWING NO. A - 44
DATE: MARCH, 2026	REV. 0



UPPER BASEMENT FLOOR PLAN



TENDER DRAWINGS

TENDER DRAWING

CONSULTANTS
DEVELOPMENT CONSULTANCY SERVICES (Pvt.) Ltd.
 Office 27, 2nd Floor, Executive complex, G-9 Markaz, Islamabad
 Phone: 051-8738305

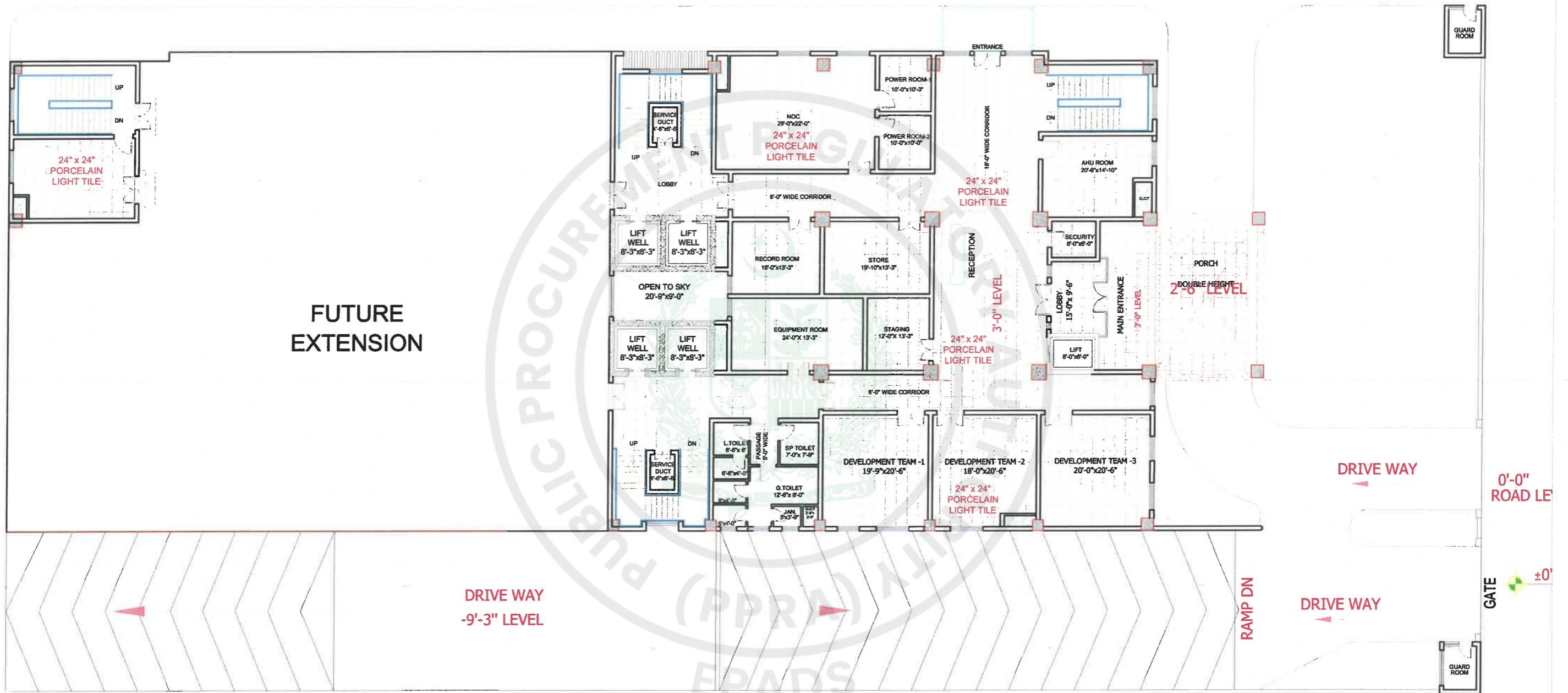
EXECUTING AGENCY:
 D.G (WORKS) CAPITAL DEVELOPMENT AUTHORITY (CDA)
CLIENT & SPONSOR:
 ELECTION COMMISSION OF PAKISTAN
PROJECT ADDRESS: H-11/4, ISLAMABAD

PROJECT: CONSTRUCTION OF FEDERAL ELECTION ACADEMY AND OTHER OFFICES OF ELECTION COMMISSION OF PAKISTAN

DWG. TITLE: LOWER BASEMENT FLOOR FLOORING PLAN

REV. NO.	DESCRIPTION	DATE	SIGN

DESIGNER: SHAHEERA IRFAN	PRINCIPAL ARCHITECT: ATHAR SAEED	PROJECT ARCHITECT: SHAHEERA IRFAN
DRAWN: ZAMURAD	SCALE: N.T.S	DRAWING NO. A - 45
FILE: _____	DATE: MARCH, 2026	REV. 0
CHKD: ATHAR SAEED		



GROUND FLOOR FLOORING PLAN



TENDER DRAWINGS

TENDER DRAWING

CONSULTANTS
 **DEVELOPMENT CONSULTANCY SERVICES (Pvt.) Ltd.**
 Office 27, 2nd Floor, Executive complex, G-8 Markaz, Islamabad
 Phone: 051-8736305

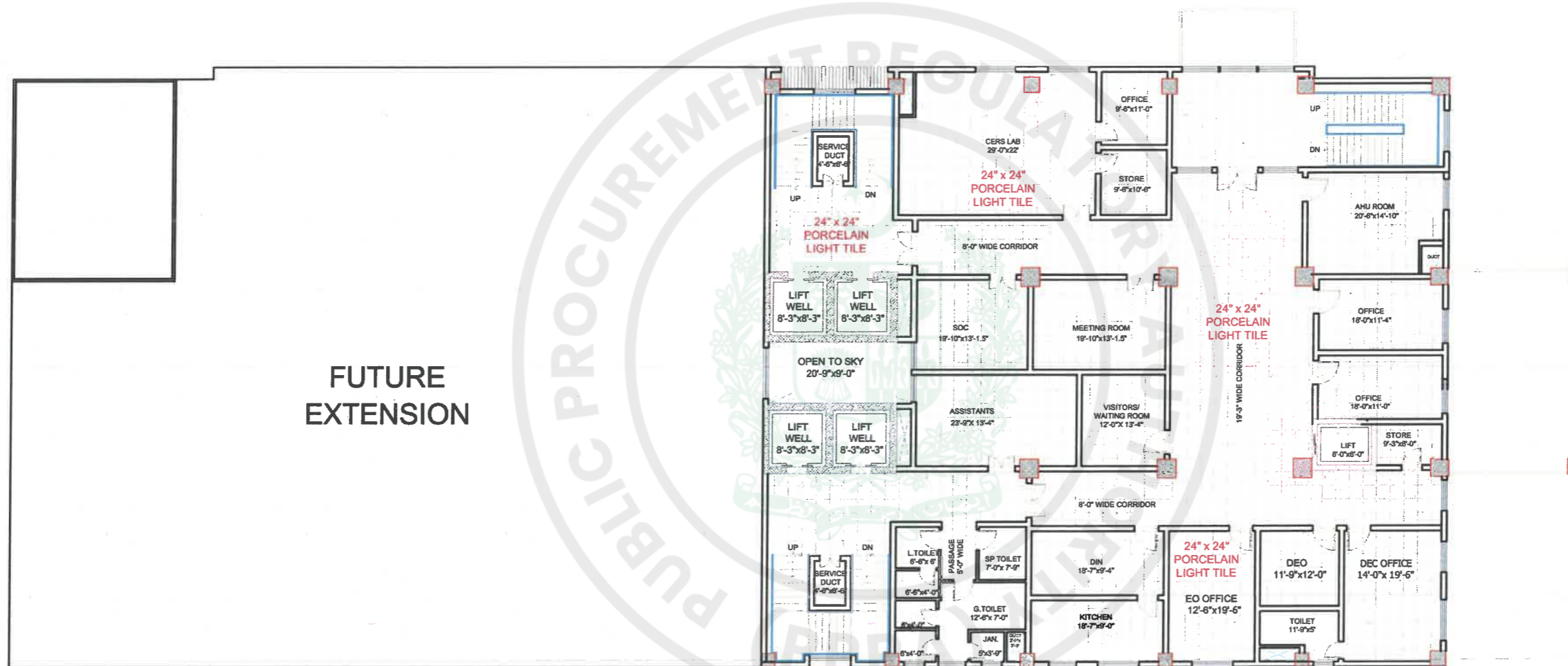
EXECUTING AGENCY:
 D.G (WORKS) CAPITAL DEVELOPMENT AUTHORITY (CDA)
CLIENT & SPONSOR:
 ELECTION COMMISSION OF PAKISTAN
PROJECT ADDRESS: H-11/4, ISLAMABAD

PROJECT: CONSTRUCTION OF FEDERAL ELECTION ACADEMY AND OTHER OFFICES OF ELECTION COMMISSION OF PAKISTAN

DWG. TITLE: GROUND FLOOR FLOORING PLAN

REV. NO.	DESCRIPTION	DATE	SIGN.

DESIGN: SHAHEERA IRFAN	PRINCIPAL ARCHITECT: ATHAR SAEED	PROJECT ARCHITECT: SHAHEERA IRFAN
DWN: ZAMURAD	SCALE: N.T.S	DRAWING NO. A - 46
FILE: _____	DATE: MARCH, 2026	REV. 0
CKD: ATHAR SAEED		



FIRST FLOOR FLOORING PLAN



TENDER DRAWINGS

TENDER DRAWING

CONSULTANTS
 **DEVELOPMENT CONSULTANCY SERVICES (Pvt.) Ltd.**
 Office 27, 2nd Floor, Executive complex, G-8 Markaz, Islamabad
 Phone: 051-8738305

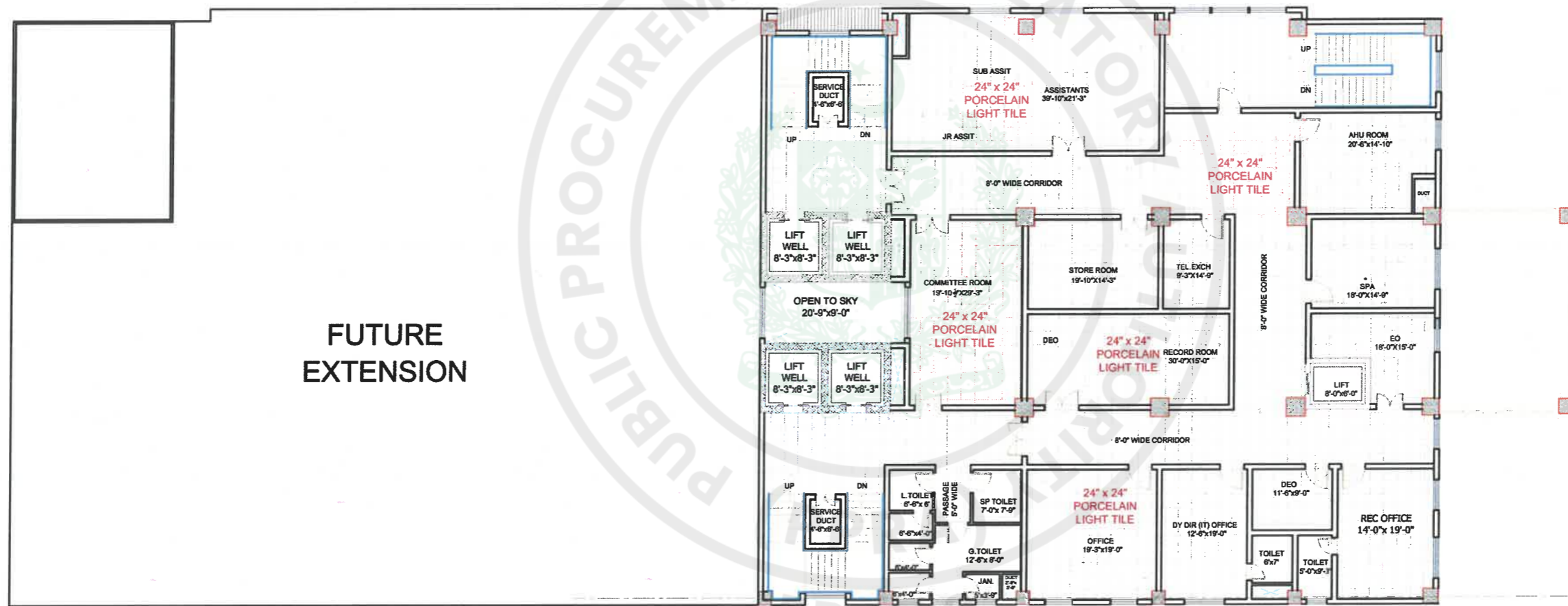
EXECUTING AGENCY :
 D.G (WORKS) CAPITAL DEVELOPMENT AUTHORITY (CDA)
CLIENT & SPONSOR:
 ELECTION COMMISSION OF PAKISTAN
PROJECT ADDRESS: H-11/4, ISLAMABAD

PROJECT: CONSTRUCTION OF FEDERAL ELECTION ACADEMY AND OTHER OFFICES OF ELECTION COMMISSION OF PAKISTAN

DWG. TITLE
 FIRST FLOOR FLOORING PLAN

REV. NO.	DESCRIPTION	DATE	SIGN

DESIGNER: SHAHEERA IRFAN	PRINCIPAL ARCHITECT: ATHAR SAEED	PROJECT ARCHITECT: SHAHEERA IRFAN
DRAWN: ZAMURAD	SCALE: N.T.S	DRAWING NO. A - 47
FILE: _____	DATE: MARCH, 2026	REV: 0
CHKD: ATHAR SAEED		



FUTURE
EXTENSION

SECOND FLOOR FLOORING PLAN



TENDER DRAWINGS

TENDER DRAWING

CONSULTANTS
 **DEVELOPMENT CONSULTANCY SERVICES (Pvt.) Ltd.**
 Office 27, 2nd Floor, Executive complex, G-8 Markaz,
 Islamabad
 Phone: 051-8738305

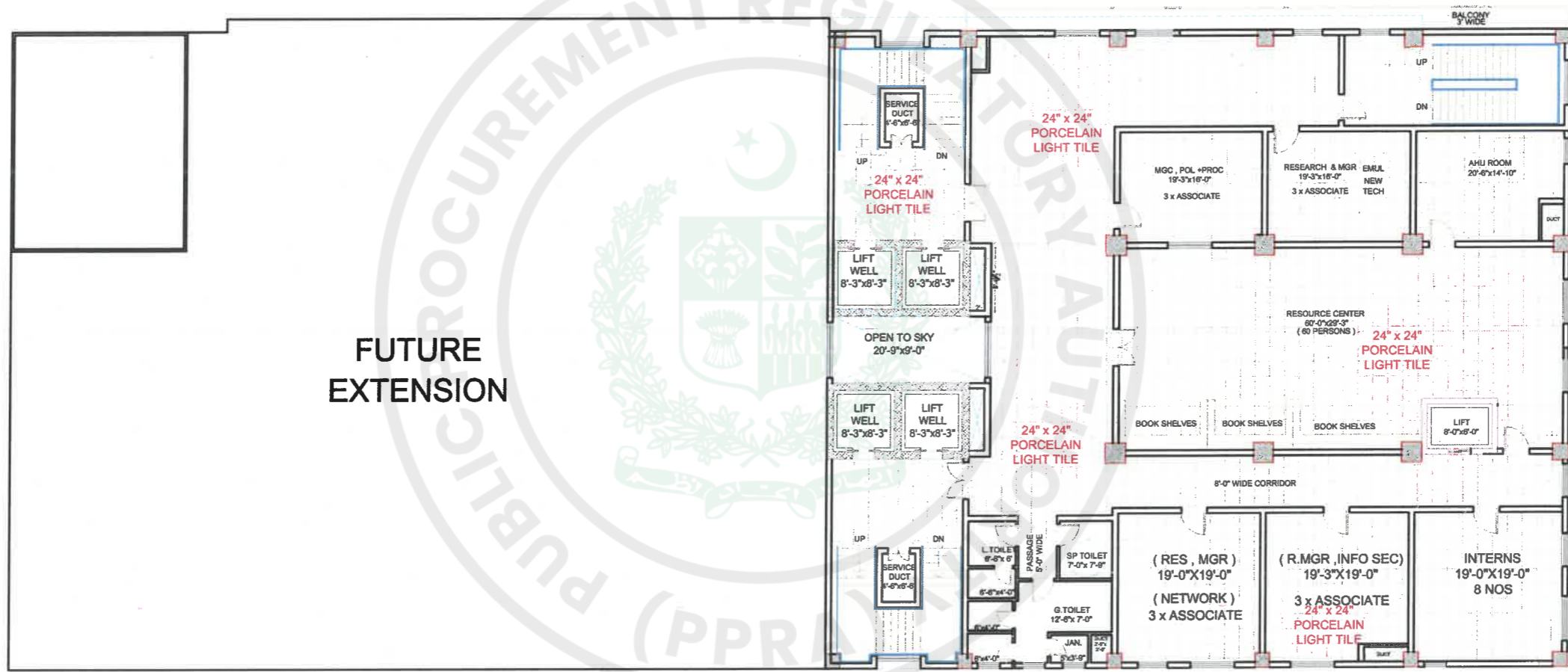
EXECUTING AGENCY:
**D.G (WORKS) CAPITAL
 DEVELOPMENT AUTHORITY (CDA)**
 CLIENT & SPONSOR:
ELECTION COMMISSION OF PAKISTAN
 PROJECT ADDRESS: **H-11/4, ISLAMABAD**

PROJECT:
**CONSTRUCTION OF
 FEDERAL ELECTION ACADEMY
 AND OTHER OFFICES OF
 ELECTION COMMISSION OF PAKISTAN**

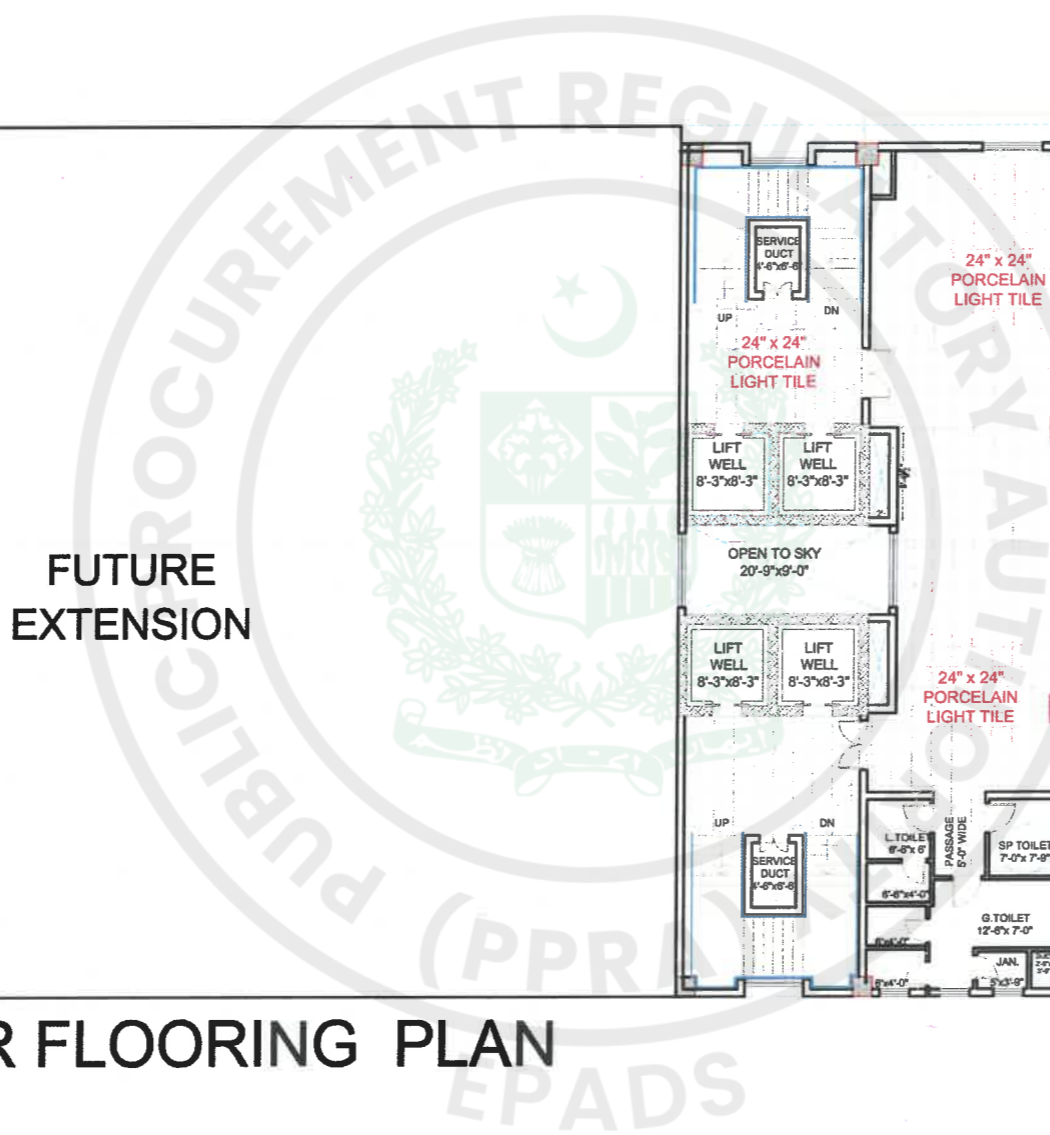
DWG. TITLE
**SECOND FLOOR
 FLOORING PLAN**

REV. NO.	DESCRIPTION	DATE	SIGN

DESIGNER: SHAHEERA IRFAN	PRINCIPAL ARCHITECT: ATHAR SAEED	PROJECT ARCHITECT: SHAHEERA IRFAN
DRAWN BY: ZAMURAD	SCALE: N.T.S	DRAWING NO. A - 48
FILE	DATE: MARCH, 2026	REV. 0
CHKD: ATHAR SAEED		



THIRD FLOOR FLOORING PLAN



TENDER DRAWINGS

TENDER DRAWING

CONSULTANTS
 **DEVELOPMENT CONSULTANCY SERVICES (Pvt.) Ltd.**
 Office 27, 2nd Floor, Executive complex, G-8 Markaz, Islamabad
 Phone: 051-8736305


EXECUTING AGENCY:
 D.G (WORKS) CAPITAL DEVELOPMENT AUTHORITY (CDA)
CLIENT & SPONSOR:
 ELECTION COMMISSION OF PAKISTAN
PROJECT ADDRESS: H-11/4, ISLAMABAD

PROJECT: CONSTRUCTION OF FEDERAL ELECTION ACADEMY AND OTHER OFFICES OF ELECTION COMMISSION OF PAKISTAN

DWG. TITLE: THIRD FLOOR FLOORING PLAN

REV. NO.	DESCRIPTION	DATE	SIGN.

DESIGNER: SHAHEERA IRFAN	PRINCIPAL ARCHITECT: ATHAR SAEED	PROJECT ARCHITECT: SHAHEERA IRFAN
DRAWN: ZAMURAD	SCALE: N.T.S	DRAWING NO. A - 49
FILE: _____	DATE: MARCH, 2026	REV. 0
CHKD: ATHAR SAEED		

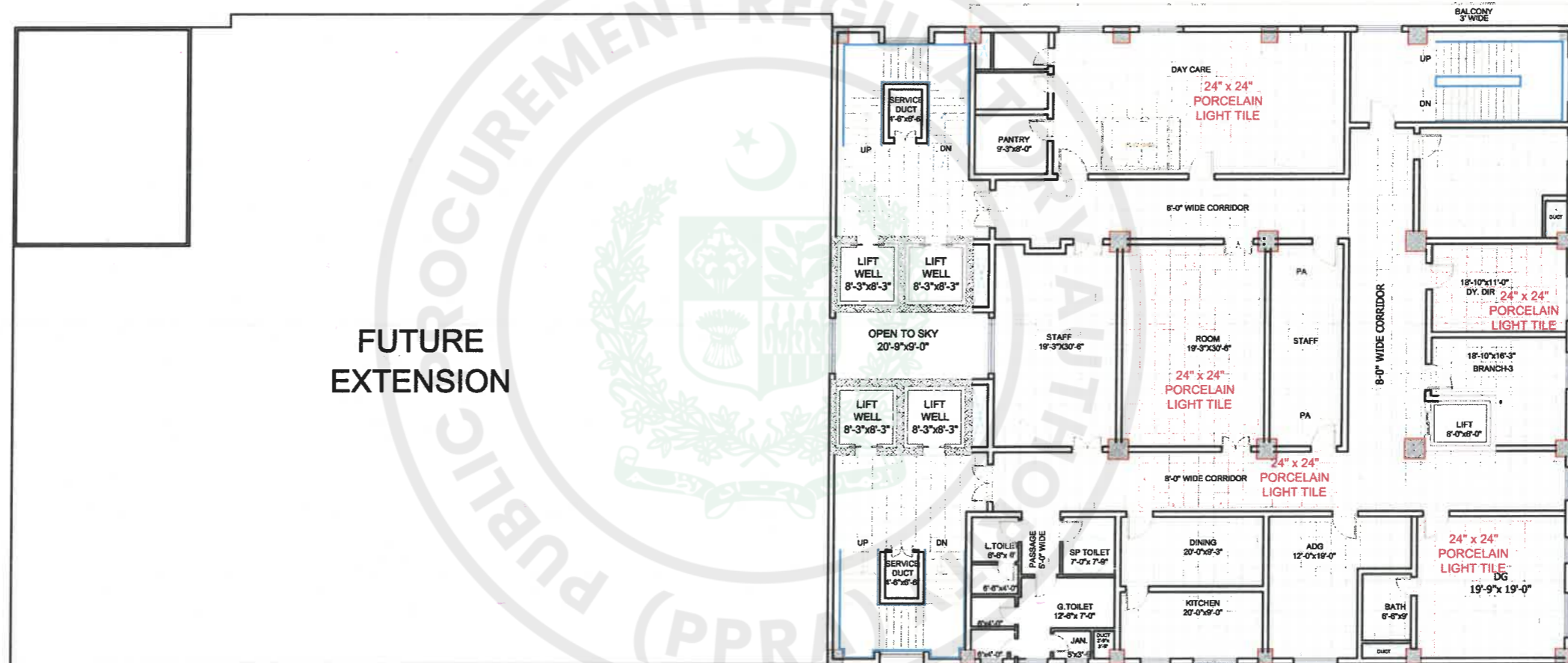


FOURTH FLOOR FLOORING PLAN



TENDER DRAWINGS

CONSULTANTS  DEVELOPMENT CONSULTANCY SERVICES (Pvt.) Ltd. Office 27, 2nd Floor, Executive complex, G-8 Markaz, Islamabad Phone: 051-8736305	EXECUTING AGENCY: D.G (WORKS) CAPITAL DEVELOPMENT AUTHORITY (CDA)	PROJECT: CONSTRUCTION OF FEDERAL ELECTION ACADEMY AND OTHER OFFICES OF ELECTION COMMISSION OF PAKISTAN	DWG. TITLE: FOURTH FLOOR FLOORING PLAN	REV. NO. DESCRIPTION DATE SIGN	PRINCIPAL ARCHITECT: ATHAR SAEED.	PROJECT ARCHITECT: SHAHEERA IRFAN
	CLIENT & SPONSOR: ELECTION COMMISSION OF PAKISTAN	PROJECT ADDRESS: H-11/4, ISLAMABAD	DESN. SHAHEERA IRFAN OWN. ZAMURAD FILE CKD. ATHAR SAEED.	SCALE: N.T.S. DATE: MARCH, 2026	DRAWING NO. A - 50	REV. 0



FIFTH FLOOR FLOORING PLAN

FUTURE
EXTENSION



TENDER DRAWINGS

TENDER DRAWING

CONSULTANTS
 **DEVELOPMENT CONSULTANCY SERVICES (Pvt.) Ltd.**
 Office 27, 2nd Floor, Executive complex, G-8 Markaz,
 Islamabad
 Phone: 051-8738305

EXECUTING AGENCY:
**D.G (WORKS) CAPITAL
 DEVELOPMENT AUTHORITY (CDA)**
 CLIENT & SPONSOR:
ELECTION COMMISSION OF PAKISTAN
 PROJECT ADDRESS:
 H-11/4, ISLAMABAD

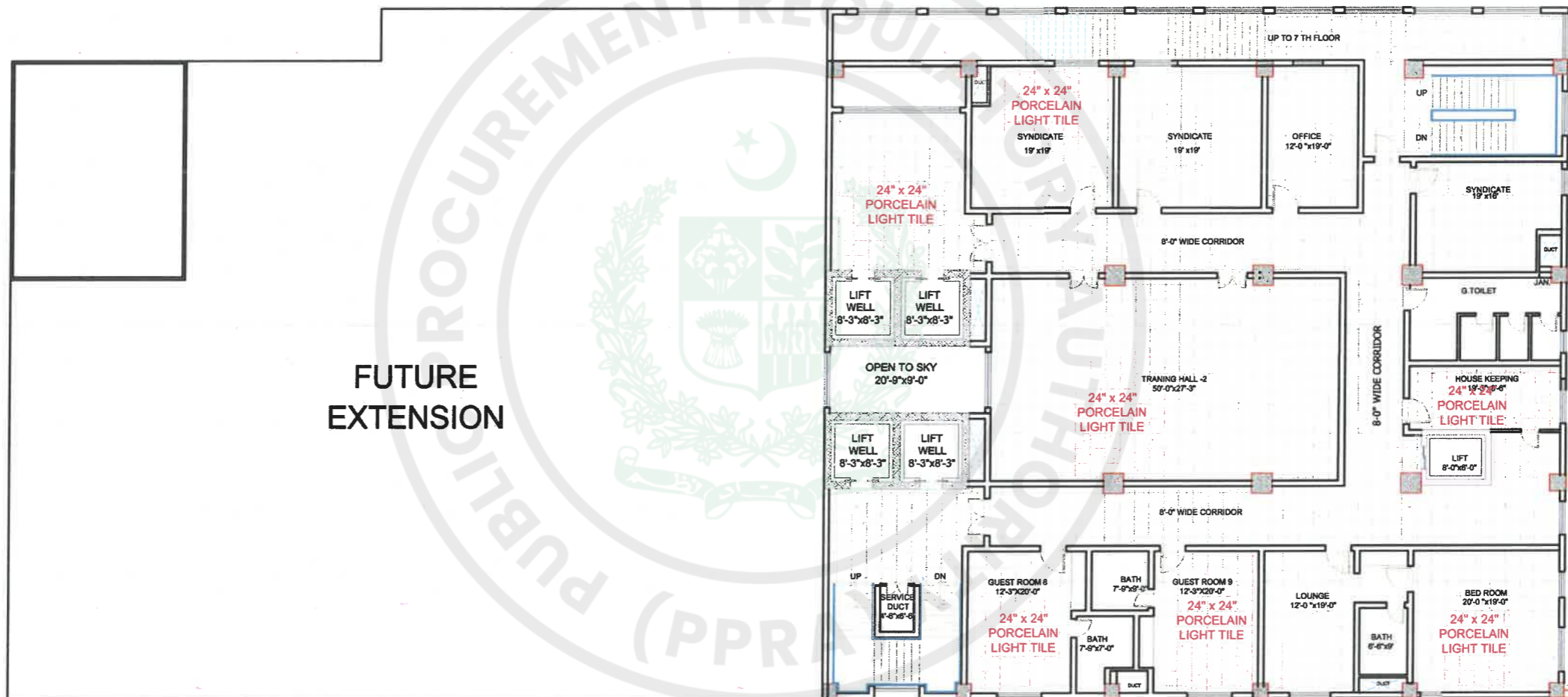
PROJECT:
**CONSTRUCTION OF
 FEDERAL ELECTION ACADEMY
 AND OTHER OFFICES OF
 ELECTION COMMISSION OF PAKISTAN**

DWG. TITLE
**FIFTH FLOOR
 FLOORING PLAN**

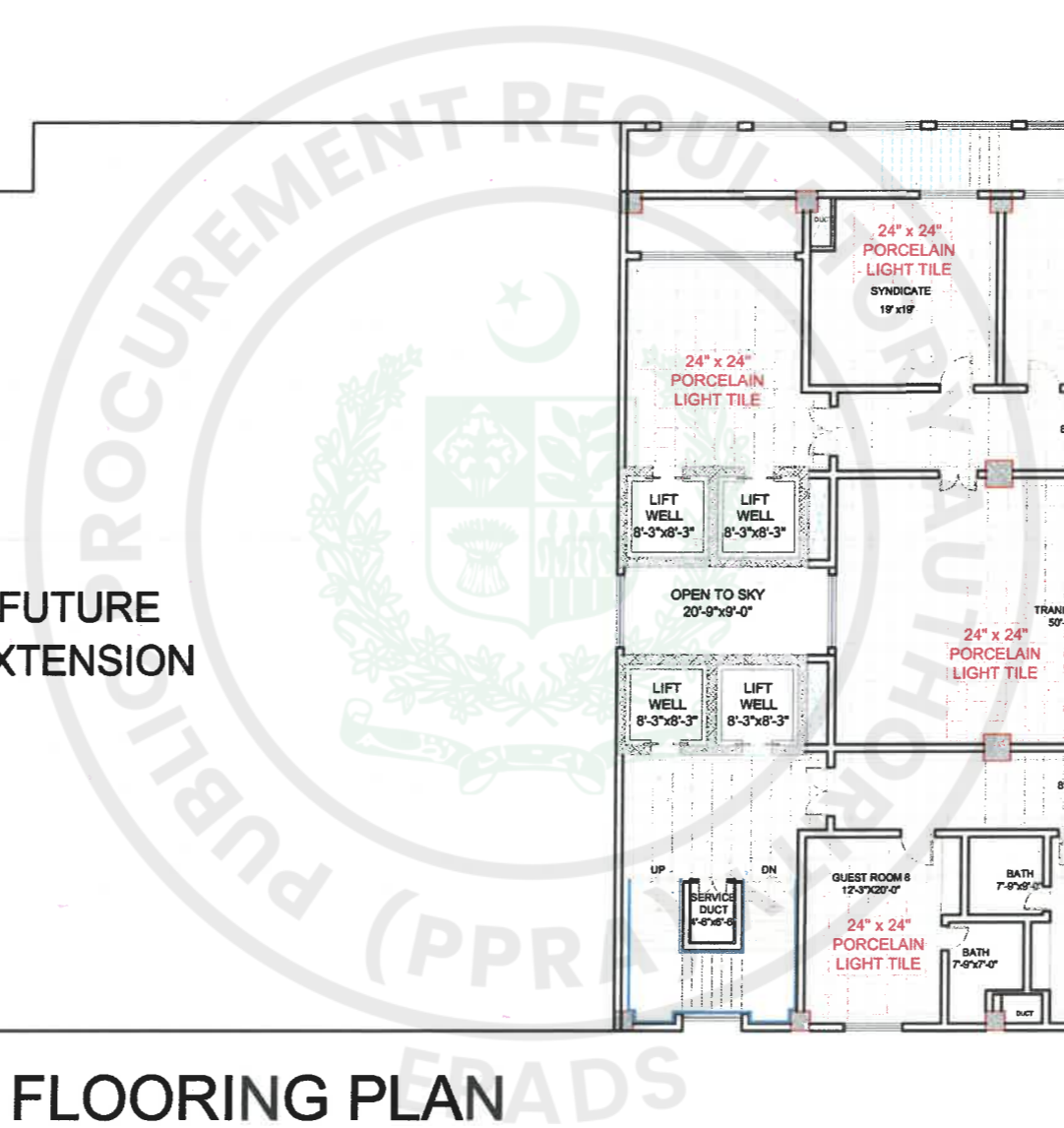
REV. NO.	DESCRIPTION	DATE	SIGN

DESIGNER: SHAHEERA IRFAN
 DWN: ZAMURAD
 FILE:
 CXD: ATHAR SAEED

PRINCIPAL ARCHITECT. ATHAR SAEED.	PROJECT ARCHITECT. SHAHEERA IRFAN
SCALE N.T.S.	DRAWING NO. A - 51
DATE MARCH, 2026	REV. 0





SIXTH FLOOR FLOORING PLAN



TENDER DRAWINGS

TENDER DRAWING


CONSULTANTS  DEVELOPMENT CONSULTANCY SERVICES (Pvt.) Ltd. Office 27, 2nd Floor, Executive complex, G-8 Markaz, Islamabad Phone: 051-8738305	EXECUTING AGENCY: D.G (WORKS) CAPITAL DEVELOPMENT AUTHORITY (CDA) CLIENT & SPONSOR: ELECTION COMMISSION OF PAKISTAN PROJECT ADDRESS: H-11/4, ISLAMABAD	PROJECT: CONSTRUCTION OF FEDERAL ELECTION ACADEMY AND OTHER OFFICES OF ELECTION COMMISSION OF PAKISTAN	DWG. TITLE: SIXTH FLOOR FLOORING PLAN	<table border="1"> <thead> <tr> <th>REV. NO.</th> <th>DESCRIPTION</th> <th>DATE</th> <th>SIGN</th> </tr> </thead> <tbody> <tr> <td> </td> <td> </td> <td> </td> <td> </td> </tr> <tr> <td> </td> <td> </td> <td> </td> <td> </td> </tr> <tr> <td> </td> <td> </td> <td> </td> <td> </td> </tr> </tbody> </table>	REV. NO.	DESCRIPTION	DATE	SIGN													DESN. SHAHEERA IRFAN DWN. ZAMURAD FILE CKD. ATHAR SAEED	PRINCIPAL ARCHITECT. ATHAR SAEED.	PROJECT ARCHITECT. SHAHEERA IRFAN	SCALE: N.T.S.	DRAWING NO. A - 52	DATE MARCH, 2026	REV. 0
	REV. NO.	DESCRIPTION	DATE	SIGN																							
e-Pak Acquisition and Disposal System (EPADS) generated document © 2026																											

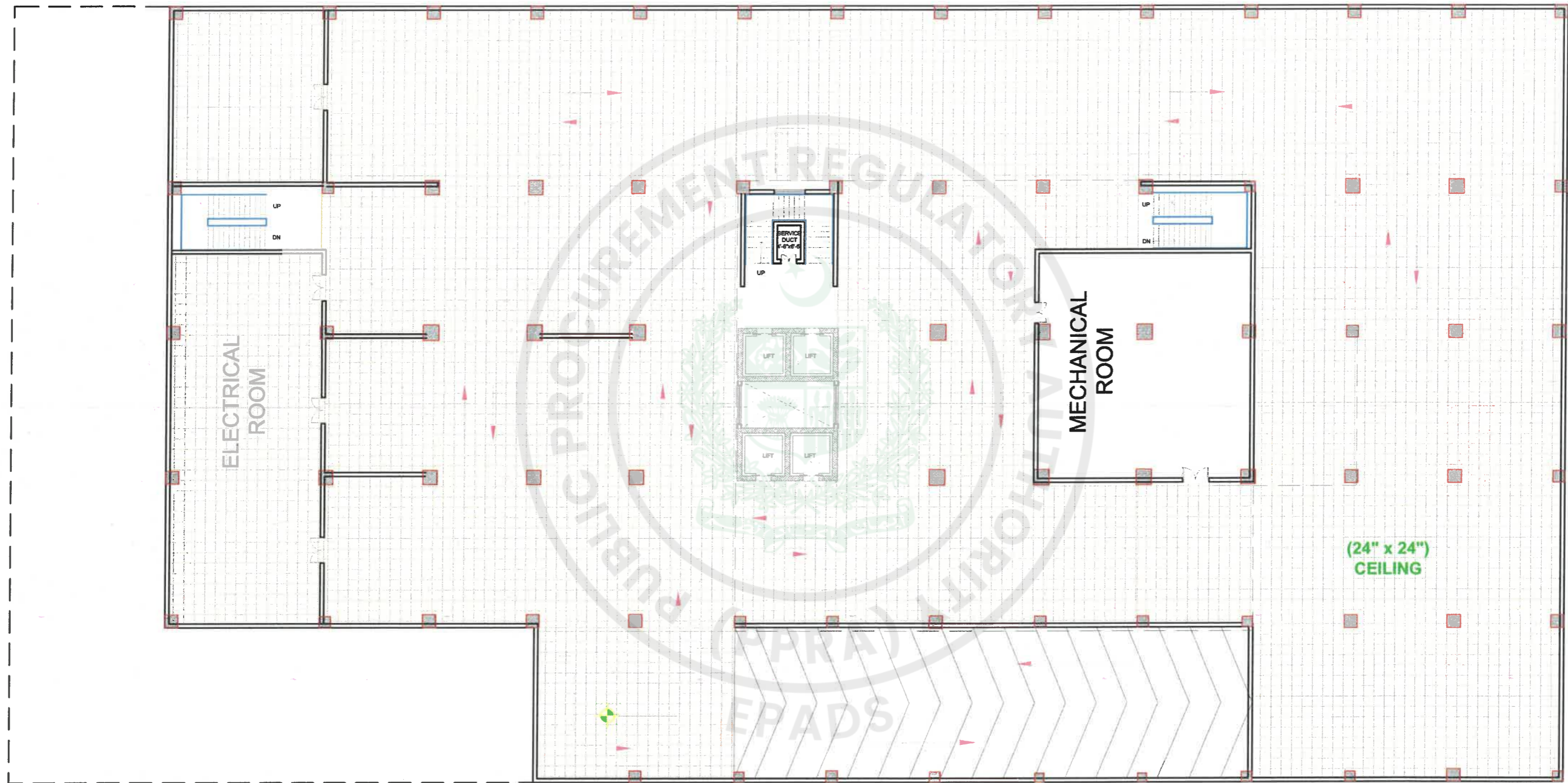


MUMTY FLOOR FLOORING PLAN



TENDER DRAWINGS


CONSULTANTS  DEVELOPMENT CONSULTANCY SERVICES (Pvt.) Ltd. Office 27, 2nd Floor, Executive complex, G-8 Markaz, Islamabad Phone: 051-8736305	EXECUTING AGENCY: D.G (WORKS) CAPITAL DEVELOPMENT AUTHORITY (CDA)	PROJECT: CONSTRUCTION OF FEDERAL ELECTION ACADEMY AND OTHER OFFICES OF ELECTION COMMISSION OF PAKISTAN	DWG. TITLE: MUMTY & ROOF TOP FLOORING PLAN	<table border="1"> <thead> <tr> <th>REV. NO.</th> <th>DESCRIPTION</th> <th>DATE</th> <th>SIGN</th> </tr> </thead> <tbody> <tr> <td> </td> <td> </td> <td> </td> <td> </td> </tr> <tr> <td> </td> <td> </td> <td> </td> <td> </td> </tr> <tr> <td> </td> <td> </td> <td> </td> <td> </td> </tr> </tbody> </table>	REV. NO.	DESCRIPTION	DATE	SIGN													<table border="1"> <tr> <td>DESIGNER: SHAHEERA IRFAN</td> <td>PRINCIPAL ARCHITECT: ATHAR SAEED</td> <td>PROJECT ARCHITECT: SHAHEERA IRFAN</td> </tr> <tr> <td>DRAWN: ZAMJURAD</td> <td>SCALE: N.T.S</td> <td>DRAWING NO. A - 53</td> </tr> <tr> <td>FILE: _____</td> <td>DATE: MARCH, 2026</td> <td>REV: 0</td> </tr> <tr> <td>CHKD: ATHAR SAEED</td> <td> </td> <td> </td> </tr> </table>	DESIGNER: SHAHEERA IRFAN	PRINCIPAL ARCHITECT: ATHAR SAEED	PROJECT ARCHITECT: SHAHEERA IRFAN	DRAWN: ZAMJURAD	SCALE: N.T.S	DRAWING NO. A - 53	FILE: _____	DATE: MARCH, 2026	REV: 0	CHKD: ATHAR SAEED		
	REV. NO.	DESCRIPTION	DATE	SIGN																													
DESIGNER: SHAHEERA IRFAN	PRINCIPAL ARCHITECT: ATHAR SAEED	PROJECT ARCHITECT: SHAHEERA IRFAN																															
DRAWN: ZAMJURAD	SCALE: N.T.S	DRAWING NO. A - 53																															
FILE: _____	DATE: MARCH, 2026	REV: 0																															
CHKD: ATHAR SAEED																																	
CLIENT & SPONSOR: ELECTION COMMISSION OF PAKISTAN	PROJECT ADDRESS: H-11/4, ISLAMABAD																																

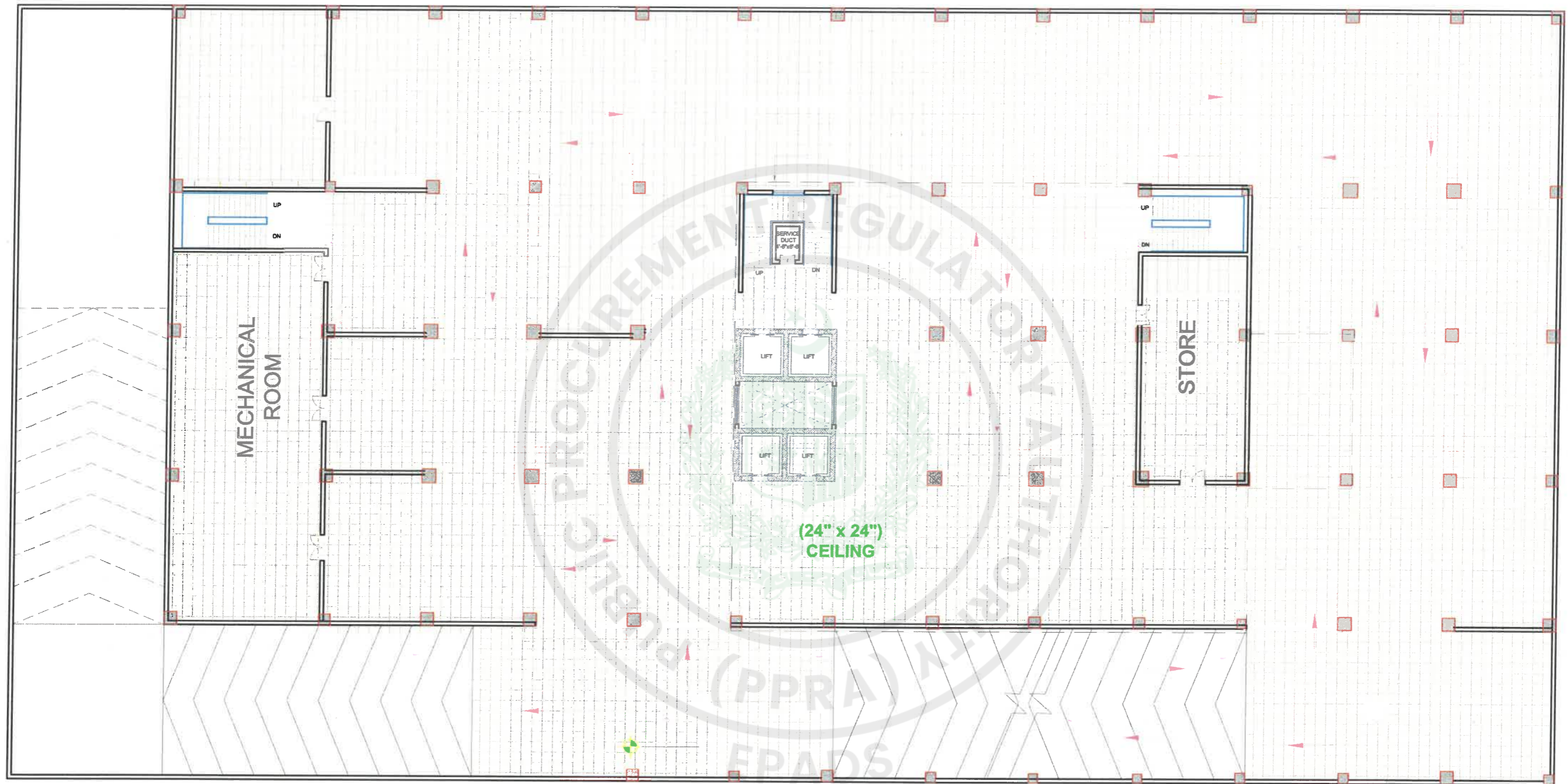


LOWER BASEMENT CEILING PLAN



TENDER DRAWINGS

CONSULTANTS  DEVELOPMENT CONSULTANCY SERVICES (Pvt.) Ltd. Office 27, 2nd Floor, Executive complex, G-8 Markaz, Islamabad Phone: 051-8738305	EXECUTING AGENCY: D.G (WORKS) CAPITAL DEVELOPMENT AUTHORITY (CDA) CLIENT & SPONSOR: ELECTION COMMISSION OF PAKISTAN PROJECT ADDRESS: H-11/4, ISLAMABAD	PROJECT: CONSTRUCTION OF FEDERAL ELECTION ACADEMY AND OTHER OFFICES OF ELECTION COMMISSION OF PAKISTAN	DWG. TITLE LOWER BASEMENT CEILING PLAN	REV. NO. _____	DESCRIPTION _____	DATE _____	SIGN _____	DESIGNER: SHAHEERA IRFAN DRAWN: ZAMURAD FILED: _____ CHKD: ATHAR SAEED	PRINCIPAL ARCHITECT: ATHAR SAEED	PROJECT ARCHITECT: SHAHEERA IRFAN	SCALE: N.T.S.	DRAWING NO. A - 54	REV. 0
				DATE: MARCH, 2026	TENDER DRAWING								



UPPER BASEMENT CEILING PLAN



TENDER DRAWINGS

TENDER DRAWING

CONSULTANTS
DEVELOPMENT CONSULTANCY SERVICES (Pvt.) Ltd.
 Office 27, 2nd Floor, Executive complex, G-8 Markaz,
 Islamabad
 Phone: 051-8738305

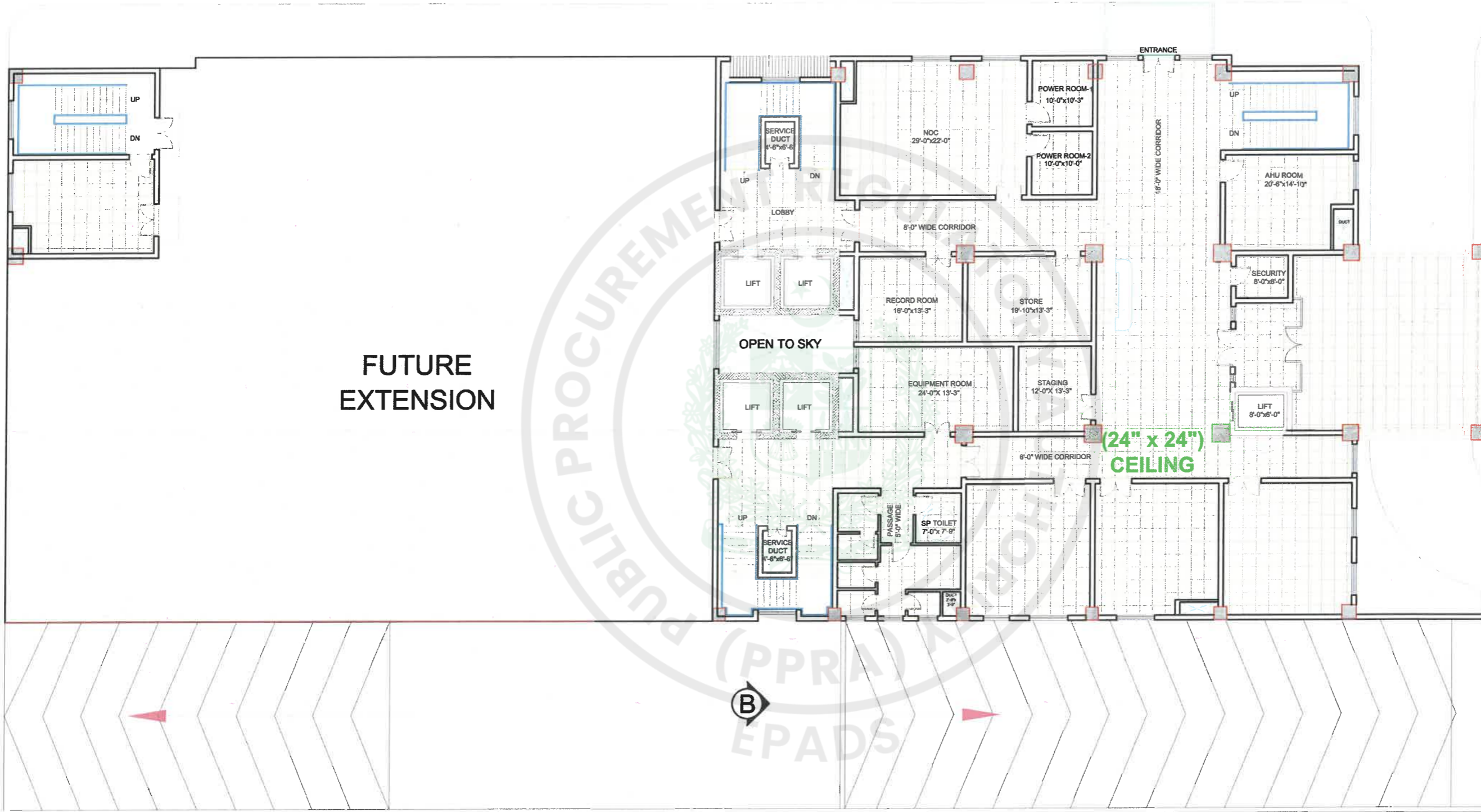
EXECUTING AGENCY:
**D.G (WORKS) CAPITAL
 DEVELOPMENT AUTHORITY (CDA)**
 CLIENT & SPONSOR:
ELECTION COMMISSION OF PAKISTAN
 PROJECT ADDRESS:
 H-11/4, ISLAMABAD

PROJECT:
**CONSTRUCTION OF
 FEDERAL ELECTION ACADEMY
 AND OTHER OFFICES OF
 ELECTION COMMISSION OF PAKISTAN**

DWG. TITLE
**UPPER SEMENT
 CEILING PLAN**

REV. NO.	DESCRIPTION	DATE	SIGN

DESIGNER: SHAHEERA IRFAN	PRINCIPAL ARCHITECT. ATHAR SAEED.
DRAWN BY: ZAMURAD	PROJECT ARCHITECT. SHAHEERA IRFAN
FILE	SCALE N.T.S
CHKD. BY: ATHAR SAEED.	DATE MARCH, 2026
DRAWING NO. A - 55	
REV.	0



GROUND FLOOR CEILING PLAN

TENDER DRAWINGS



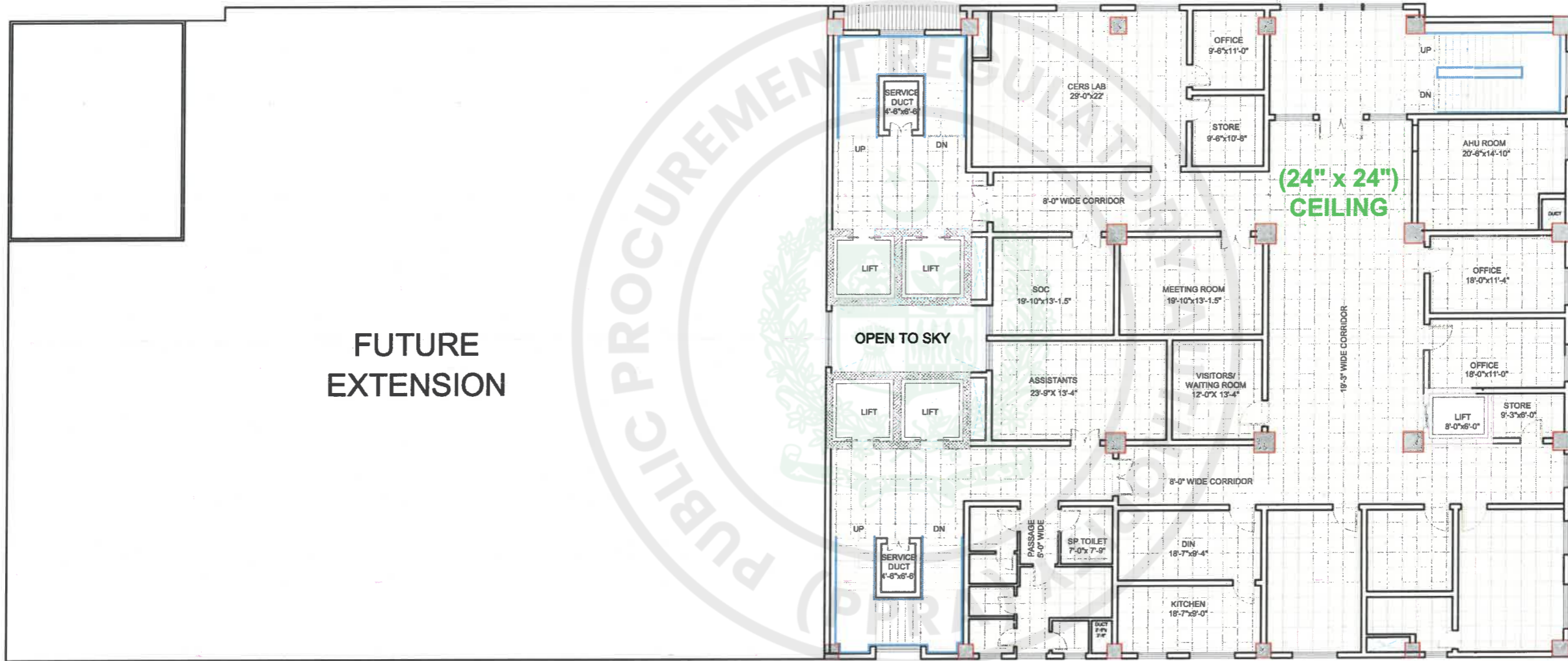
CONSULTANTS
DEVELOPMENT CONSULTANCY SERVICES (Pvt.) Ltd.
 Office 27, 2nd Floor, Executive complex, G-8 Markaz,
 Islamabad
 Phone: 051-8736305

EXECUTING AGENCY:
**D.G (WORKS) CAPITAL
 DEVELOPMENT AUTHORITY (CDA)**
 CLIENT & SPONSOR:
ELECTION COMMISSION OF PAKISTAN
 PROJECT ADDRESS:
H-11/4, ISLAMABAD

PROJECT:
**CONSTRUCTION OF
 FEDERAL ELECTION ACADEMY
 AND OTHER OFFICES OF
 ELECTION COMMISSION OF PAKISTAN**

DWG. TITLE
**GROUND FLOOR
 CEILING PLAN**

REV. NO.	DESCRIPTION	DATE	SIGN	DESIGNER	DATE	SCALE	DATE	DRAWING NO.	REV.
				DESIGN: SHAHEERA IRFAN		N.T.S		A - 56	0
				DWN: ZAMURAD					
				FILE					
				CKD: ATHAR SAEED		MARCH, 2026			



FIRST FLOOR CEILING PLAN



TENDER DRAWINGS

TENDER DRAWING

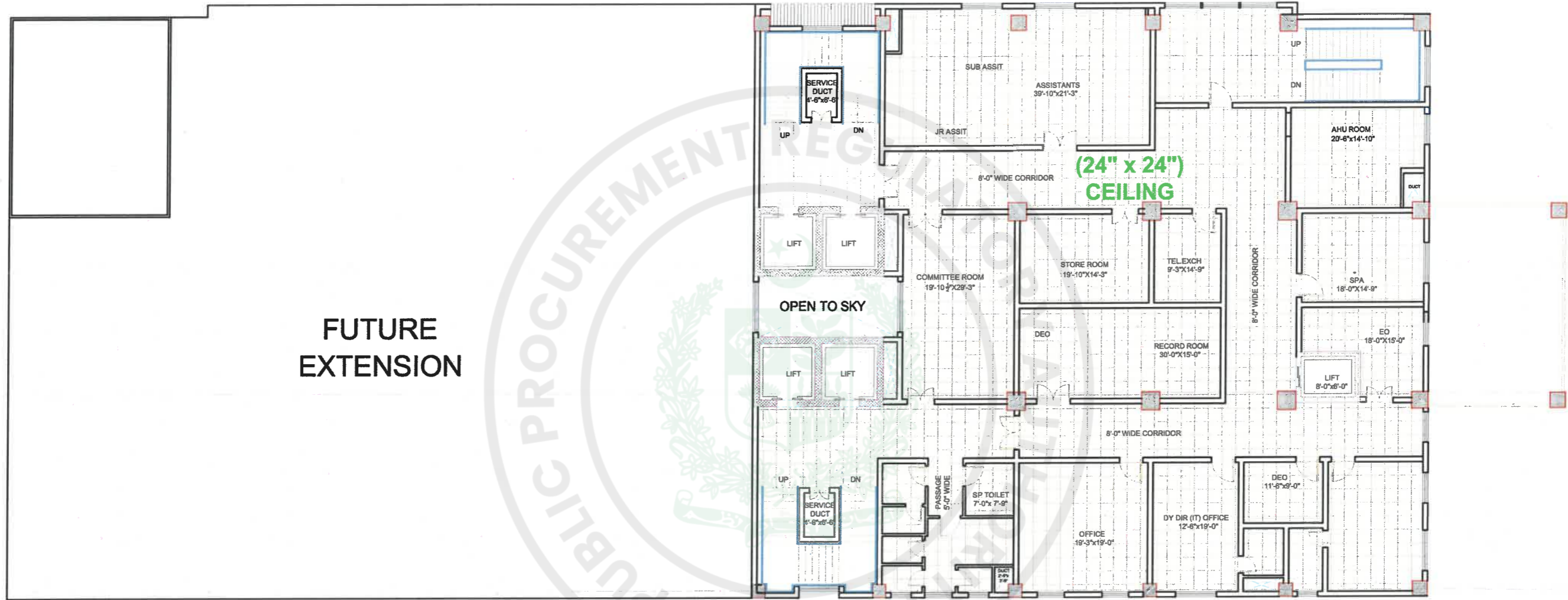
CONSULTANTS
 **DEVELOPMENT CONSULTANCY SERVICES (Pvt.) Ltd.**
 Office 27, 2nd Floor, Executive complex, G-8 Markaz, Islamabad
 Phone: 051-8738305

EXECUTING AGENCY:
 D.G (WORKS) CAPITAL DEVELOPMENT AUTHORITY (CDA)
CLIENT & SPONSOR:
 ELECTION COMMISSION OF PAKISTAN
PROJECT ADDRESS:
 H-11/4, ISLAMABAD

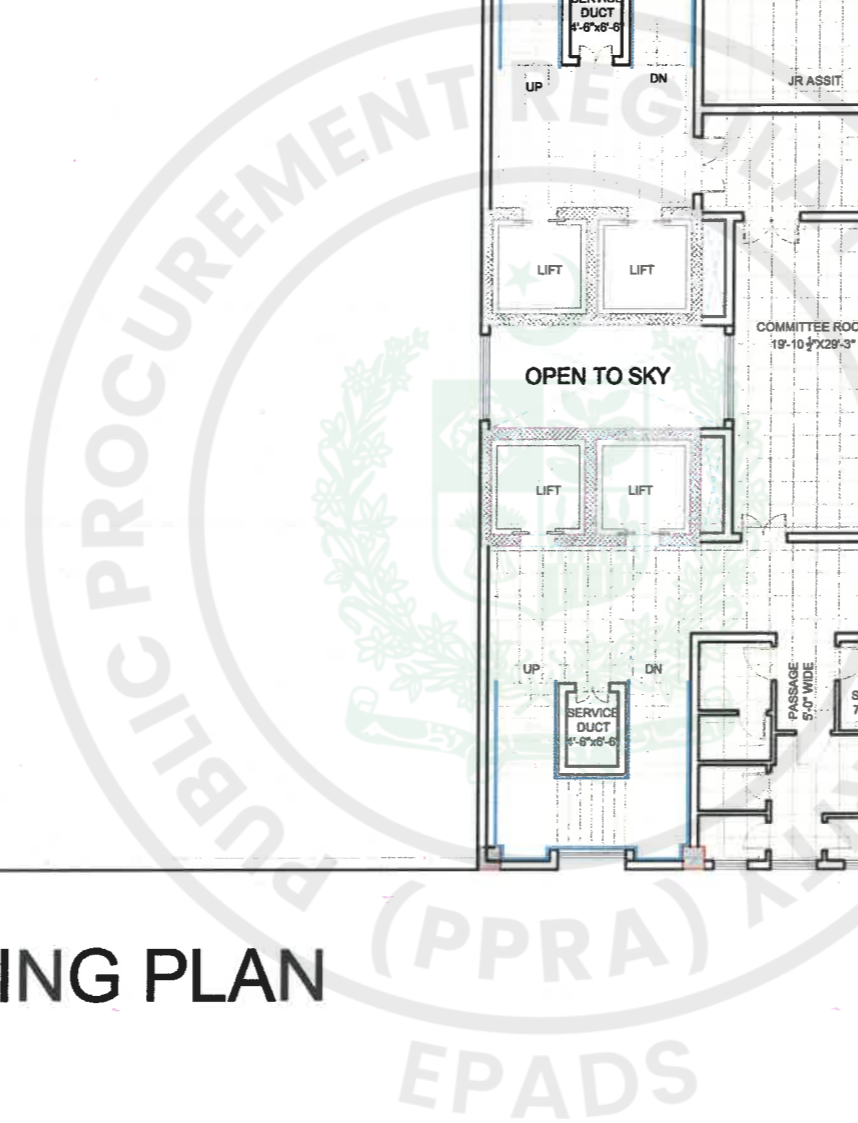
PROJECT:
 CONSTRUCTION OF FEDERAL ELECTION ACADEMY AND OTHER OFFICES OF ELECTION COMMISSION OF PAKISTAN

DWG. TITLE
 FIRST FLOOR CEILING PLAN

REV. NO.	DESCRIPTION	DATE	SIGN	DESIGNER	DATE	SCALE	DATE	PRINCIPAL ARCHITECT.	PROJECT ARCHITECT.	DRAWING NO.	REV.
				DESIGNER: SHAHEERA IRFAN		N.T.S		ATHAR SAEED.	SHAHEERA IRFAN	A - 57	0
				DRAWN BY: ZAMURAD							
				FILED BY: ATTHAR SAEED.							
				CHKD BY: ATTHAR SAEED.			MARCH, 2026				




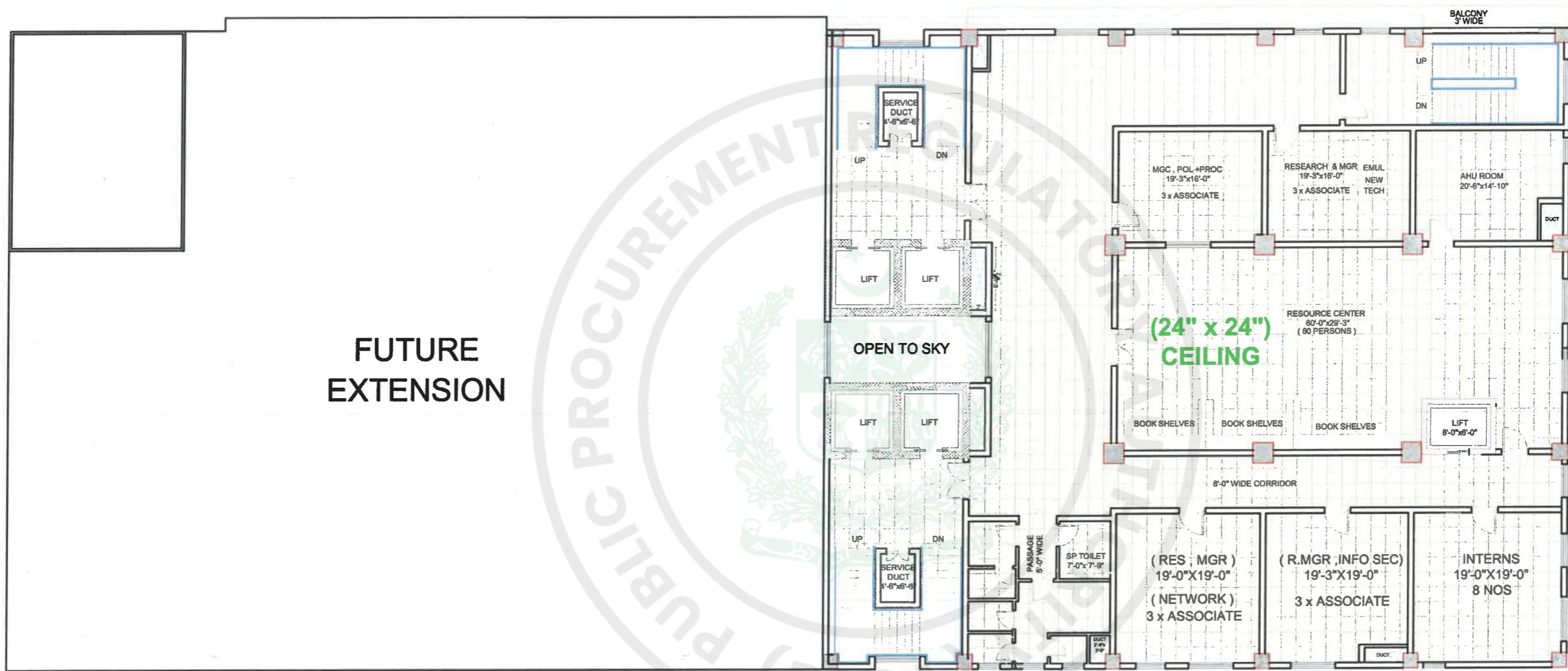
SECOND FLOOR CEILING PLAN



TENDER DRAWINGS

TENDER DRAWING

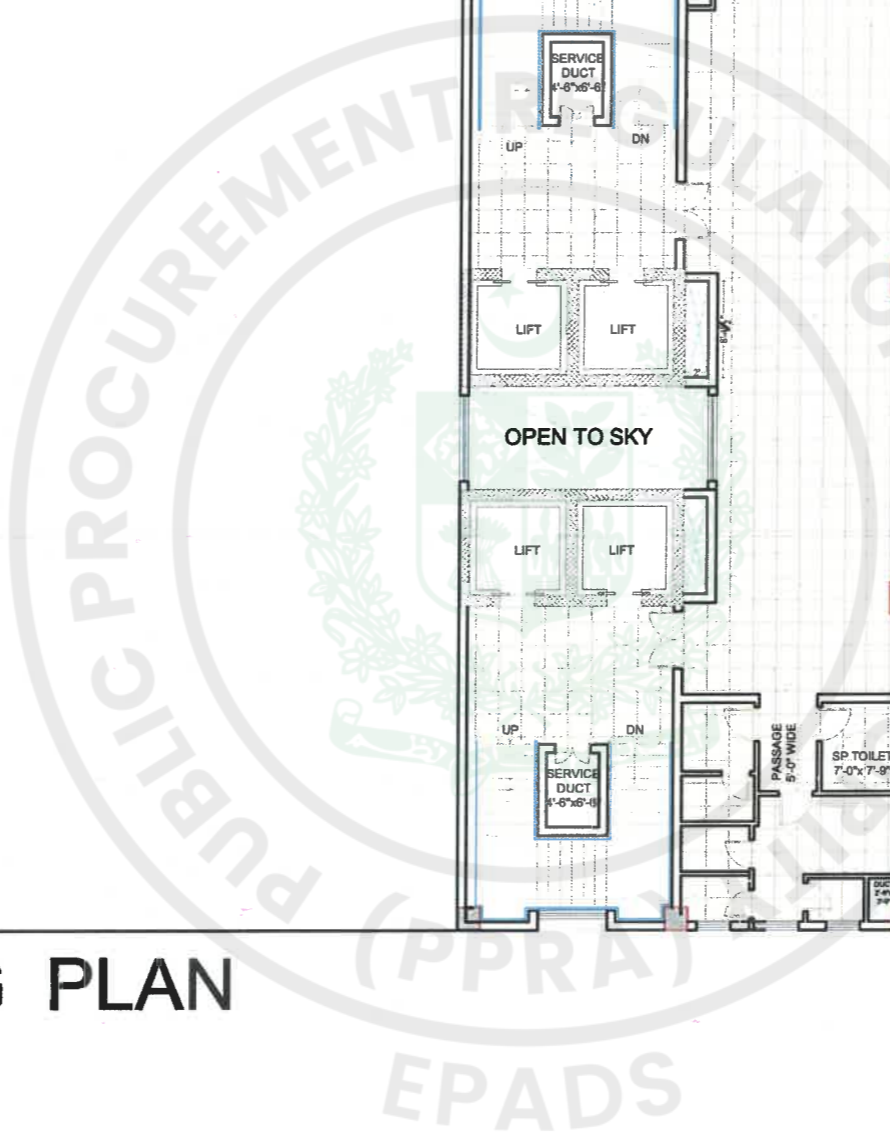
CONSULTANTS  DEVELOPMENT CONSULTANCY SERVICES (Pvt.) Ltd. Office 27, 2nd Floor, Executive complex, G-8 Markaz, Islamabad Phone: 051-8736305	EXECUTING AGENCY: D.G (WORKS) CAPITAL DEVELOPMENT AUTHORITY (CDA) CLIENT & SPONSOR: ELECTION COMMISSION OF PAKISTAN PROJECT ADDRESS: H-11/4, ISLAMABAD	PROJECT: CONSTRUCTION OF FEDERAL ELECTION ACADEMY AND OTHER OFFICES OF ELECTION COMMISSION OF PAKISTAN	DWG. TITLE: SECOND FLOOR CEILING PLAN	<table border="1"> <thead> <tr> <th>REV. NO.</th> <th>DESCRIPTION</th> <th>DATE</th> <th>SIGN.</th> </tr> </thead> <tbody> <tr> <td> </td> <td> </td> <td> </td> <td> </td> </tr> <tr> <td> </td> <td> </td> <td> </td> <td> </td> </tr> <tr> <td> </td> <td> </td> <td> </td> <td> </td> </tr> </tbody> </table>	REV. NO.	DESCRIPTION	DATE	SIGN.													<table border="1"> <tr> <td>DESIGNER: SHAHEERA IRFAN</td> <td>PRINCIPAL ARCHITECT: ATHAR SAEED</td> <td>PROJECT ARCHITECT: SHAHEERA IRFAN</td> </tr> <tr> <td>DRAWN: ZAMJURAD</td> <td>SCALE: N.T.S</td> <td>DRAWING NO. A - 58</td> </tr> <tr> <td>FILE: _____</td> <td>DATE: MARCH, 2026</td> <td>REV. 0</td> </tr> <tr> <td>CHKD: ATHAR SAEED</td> <td> </td> <td> </td> </tr> </table>	DESIGNER: SHAHEERA IRFAN	PRINCIPAL ARCHITECT: ATHAR SAEED	PROJECT ARCHITECT: SHAHEERA IRFAN	DRAWN: ZAMJURAD	SCALE: N.T.S	DRAWING NO. A - 58	FILE: _____	DATE: MARCH, 2026	REV. 0	CHKD: ATHAR SAEED		
	REV. NO.	DESCRIPTION	DATE	SIGN.																													
DESIGNER: SHAHEERA IRFAN	PRINCIPAL ARCHITECT: ATHAR SAEED	PROJECT ARCHITECT: SHAHEERA IRFAN																															
DRAWN: ZAMJURAD	SCALE: N.T.S	DRAWING NO. A - 58																															
FILE: _____	DATE: MARCH, 2026	REV. 0																															
CHKD: ATHAR SAEED																																	
TENDER DRAWING				TENDER DRAWING																													



FUTURE
EXTENSION


(24" x 24")
CEILING


THIRD FLOOR CEILING PLAN



TENDER DRAWINGS

TENDER DRAWING

CONSULTANTS  DEVELOPMENT CONSULTANCY SERVICES (Pvt.) Ltd. Office 27, 2nd Floor, Executive complex, G-8 Markaz, Islamabad Phone: 051-8736305	EXECUTING AGENCY: D.G (WORKS) CAPITAL DEVELOPMENT AUTHORITY (CDA) CLIENT & SPONSOR: ELECTION COMMISSION OF PAKISTAN PROJECT ADDRESS: H-11/4, ISLAMABAD	PROJECT: CONSTRUCTION OF FEDERAL ELECTION ACADEMY AND OTHER OFFICES OF ELECTION COMMISSION OF PAKISTAN	DWG. TITLE THIRD FLOOR CEILING PLAN	<table border="1"> <thead> <tr> <th>REV. NO.</th> <th>DESCRIPTION</th> <th>DATE</th> <th>SIGN</th> </tr> </thead> <tbody> <tr> <td> </td> <td> </td> <td> </td> <td> </td> </tr> <tr> <td> </td> <td> </td> <td> </td> <td> </td> </tr> <tr> <td> </td> <td> </td> <td> </td> <td> </td> </tr> </tbody> </table>	REV. NO.	DESCRIPTION	DATE	SIGN													<table border="1"> <tr> <td>DESIGNER: SHAHEERA IRFAN</td> <td>PRINCIPAL ARCHITECT: ATHAR SAEED</td> <td>PROJECT ARCHITECT: SHAHEERA IRFAN</td> </tr> <tr> <td>DRAWN BY: ZAMURAD</td> <td>SCALE: H.T.S</td> <td>DRAWING NO. A - 59</td> </tr> <tr> <td>FILE</td> <td>DATE: MARCH, 2026</td> <td>REV. 0</td> </tr> <tr> <td>CHKD. BY: ATHAR SAEED</td> <td></td> <td></td> </tr> </table>	DESIGNER: SHAHEERA IRFAN	PRINCIPAL ARCHITECT: ATHAR SAEED	PROJECT ARCHITECT: SHAHEERA IRFAN	DRAWN BY: ZAMURAD	SCALE: H.T.S	DRAWING NO. A - 59	FILE	DATE: MARCH, 2026	REV. 0	CHKD. BY: ATHAR SAEED		
	REV. NO.	DESCRIPTION	DATE	SIGN																													
DESIGNER: SHAHEERA IRFAN	PRINCIPAL ARCHITECT: ATHAR SAEED	PROJECT ARCHITECT: SHAHEERA IRFAN																															
DRAWN BY: ZAMURAD	SCALE: H.T.S	DRAWING NO. A - 59																															
FILE	DATE: MARCH, 2026	REV. 0																															
CHKD. BY: ATHAR SAEED																																	
TENDER DRAWING				TENDER DRAWING																													




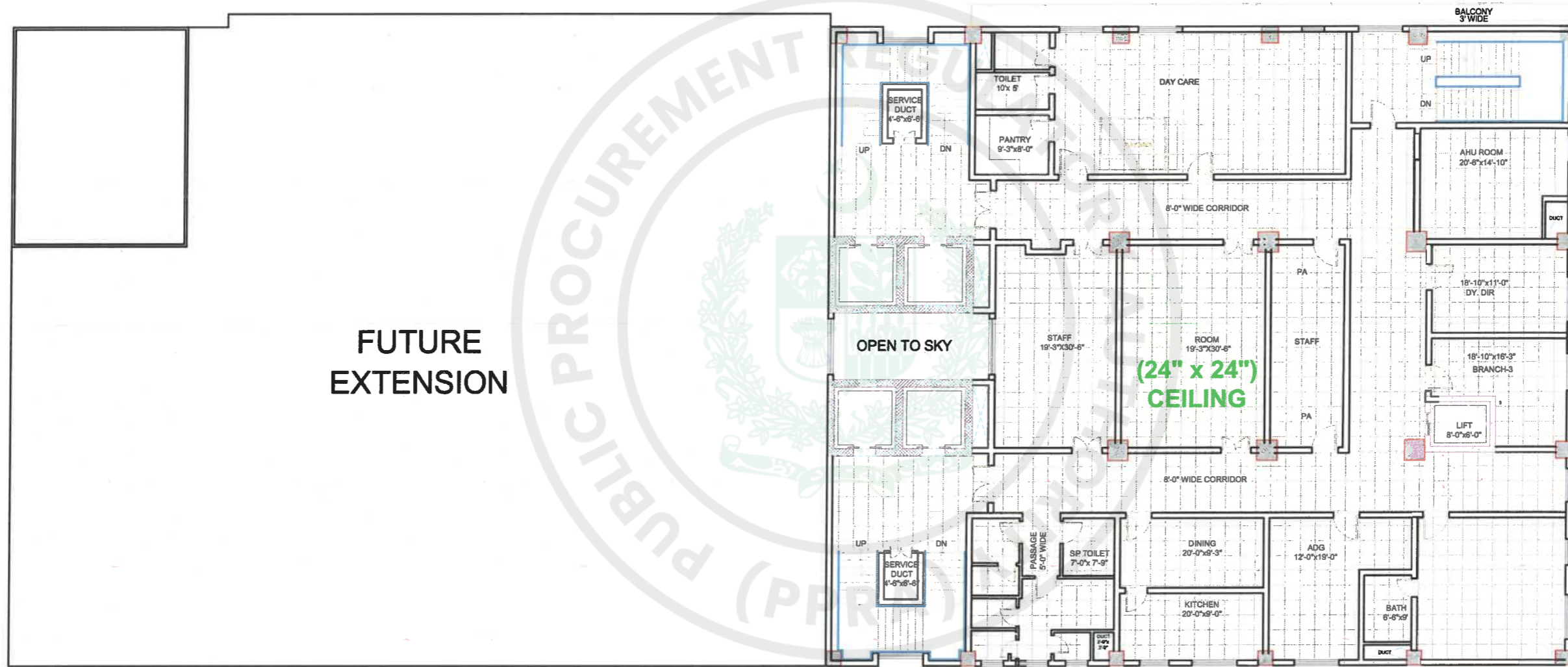
FOURTH FLOOR CEILING PLAN




TENDER DRAWINGS

TENDER DRAWING


CONSULTANTS  DEVELOPMENT CONSULTANCY SERVICES (Pvt.) Ltd. Office 27, 2nd Floor, Executive complex, G-8 Markaz, Islamabad Phone: 051-8736305	EXECUTING AGENCY: D.G (WORKS) CAPITAL DEVELOPMENT AUTHORITY (CDA) CLIENT & SPONSOR: ELECTION COMMISSION OF PAKISTAN PROJECT ADDRESS: H-11/4, ISLAMABAD	PROJECT: CONSTRUCTION OF FEDERAL ELECTION ACADEMY AND OTHER OFFICES OF ELECTION COMMISSION OF PAKISTAN	DWG. TITLE: FOURTH FLOOR CEILING PLAN	<table border="1"> <thead> <tr> <th>REV. NO.</th> <th>DESCRIPTION</th> <th>DATE</th> <th>SIGN</th> </tr> </thead> <tbody> <tr> <td> </td> <td> </td> <td> </td> <td> </td> </tr> <tr> <td> </td> <td> </td> <td> </td> <td> </td> </tr> <tr> <td> </td> <td> </td> <td> </td> <td> </td> </tr> </tbody> </table>	REV. NO.	DESCRIPTION	DATE	SIGN													<table border="1"> <tr> <td>DESIGN: SHAHEERA IRFAN</td> <td>PRINCIPAL ARCHITECT.</td> <td>PROJECT ARCHITECT.</td> </tr> <tr> <td>DWN: ZAMURAD</td> <td>ATHAR SAEED.</td> <td>SHAHEERA IRFAN</td> </tr> <tr> <td>FILE</td> <td>SCALE: N.T.S</td> <td>DRAWING NO. A - 60</td> </tr> <tr> <td>CKD: ATHAR SAEED</td> <td>DATE: MARCH, 2026</td> <td>REV. 0</td> </tr> </table>	DESIGN: SHAHEERA IRFAN	PRINCIPAL ARCHITECT.	PROJECT ARCHITECT.	DWN: ZAMURAD	ATHAR SAEED.	SHAHEERA IRFAN	FILE	SCALE: N.T.S	DRAWING NO. A - 60	CKD: ATHAR SAEED	DATE: MARCH, 2026	REV. 0
	REV. NO.	DESCRIPTION	DATE	SIGN																													
DESIGN: SHAHEERA IRFAN	PRINCIPAL ARCHITECT.	PROJECT ARCHITECT.																															
DWN: ZAMURAD	ATHAR SAEED.	SHAHEERA IRFAN																															
FILE	SCALE: N.T.S	DRAWING NO. A - 60																															
CKD: ATHAR SAEED	DATE: MARCH, 2026	REV. 0																															
EXECUTING AGENCY: D.G (WORKS) CAPITAL DEVELOPMENT AUTHORITY (CDA) CLIENT & SPONSOR: ELECTION COMMISSION OF PAKISTAN PROJECT ADDRESS: H-11/4, ISLAMABAD		PROJECT: CONSTRUCTION OF FEDERAL ELECTION ACADEMY AND OTHER OFFICES OF ELECTION COMMISSION OF PAKISTAN	DWG. TITLE: FOURTH FLOOR CEILING PLAN	<table border="1"> <thead> <tr> <th>REV. NO.</th> <th>DESCRIPTION</th> <th>DATE</th> <th>SIGN</th> </tr> </thead> <tbody> <tr> <td> </td> <td> </td> <td> </td> <td> </td> </tr> <tr> <td> </td> <td> </td> <td> </td> <td> </td> </tr> <tr> <td> </td> <td> </td> <td> </td> <td> </td> </tr> </tbody> </table>	REV. NO.	DESCRIPTION	DATE	SIGN													<table border="1"> <tr> <td>DESIGN: SHAHEERA IRFAN</td> <td>PRINCIPAL ARCHITECT.</td> <td>PROJECT ARCHITECT.</td> </tr> <tr> <td>DWN: ZAMURAD</td> <td>ATHAR SAEED.</td> <td>SHAHEERA IRFAN</td> </tr> <tr> <td>FILE</td> <td>SCALE: N.T.S</td> <td>DRAWING NO. A - 60</td> </tr> <tr> <td>CKD: ATHAR SAEED</td> <td>DATE: MARCH, 2026</td> <td>REV. 0</td> </tr> </table>	DESIGN: SHAHEERA IRFAN	PRINCIPAL ARCHITECT.	PROJECT ARCHITECT.	DWN: ZAMURAD	ATHAR SAEED.	SHAHEERA IRFAN	FILE	SCALE: N.T.S	DRAWING NO. A - 60	CKD: ATHAR SAEED	DATE: MARCH, 2026	REV. 0
REV. NO.	DESCRIPTION	DATE	SIGN																														
DESIGN: SHAHEERA IRFAN	PRINCIPAL ARCHITECT.	PROJECT ARCHITECT.																															
DWN: ZAMURAD	ATHAR SAEED.	SHAHEERA IRFAN																															
FILE	SCALE: N.T.S	DRAWING NO. A - 60																															
CKD: ATHAR SAEED	DATE: MARCH, 2026	REV. 0																															

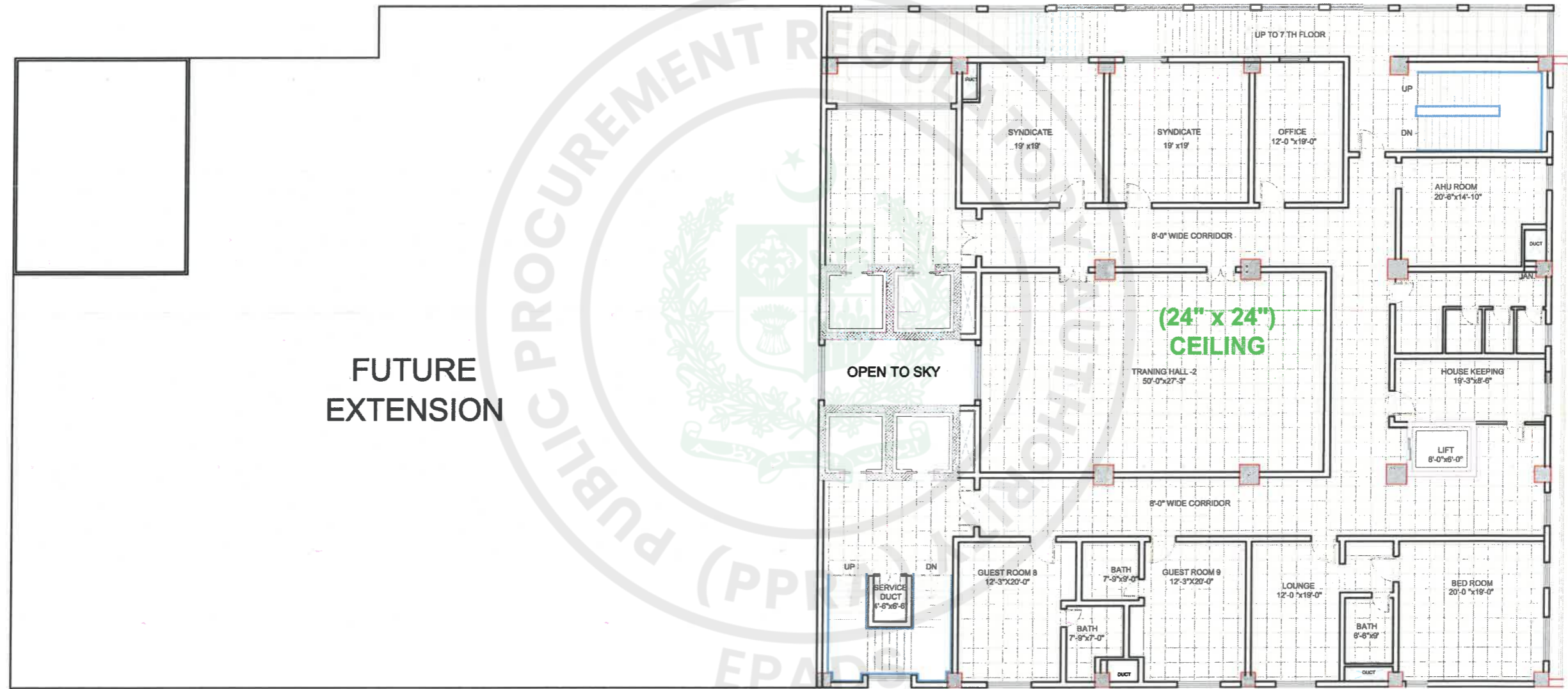


FIFTH FLOOR CEILING PLAN



TENDER DRAWINGS

CONSULTANTS  DEVELOPMENT CONSULTANCY SERVICES (Pvt.) Ltd. Office 27, 2nd Floor, Executive complex, G-8 Markaz, Islamabad Phone: 051-8738305	EXECUTING AGENCY : D.G (WORKS) CAPITAL DEVELOPMENT AUTHORITY (CDA) CLIENT & SPONSOR: ELECTION COMMISSION OF PAKISTAN PROJECT ADDRESS: H-11/4, ISLAMABAD	PROJECT: CONSTRUCTION OF FEDERAL ELECTION ACADEMY AND OTHER OFFICES OF ELECTION COMMISSION OF PAKISTAN	DWG. TITLE FIFTH FLOOR CEILING PLAN	<table border="1"> <thead> <tr> <th>REV. NO.</th> <th>DESCRIPTION</th> <th>DATE</th> <th>SIGN</th> </tr> </thead> <tbody> <tr> <td> </td> <td> </td> <td> </td> <td> </td> </tr> <tr> <td> </td> <td> </td> <td> </td> <td> </td> </tr> <tr> <td> </td> <td> </td> <td> </td> <td> </td> </tr> </tbody> </table>	REV. NO.	DESCRIPTION	DATE	SIGN													<table border="1"> <tr> <td>DESIGNER: SHAHEERA IRFAN</td> <td>PRINCIPAL ARCHITECT.</td> <td>PROJECT ARCHITECT.</td> </tr> <tr> <td>DRAWN: ZAMURAD</td> <td>ATHAR SAEED.</td> <td>SHAHEERA IRFAN</td> </tr> <tr> <td>FILE: </td> <td>SCALE: N.T.S</td> <td>DRAWING NO. A - 61</td> </tr> <tr> <td>CHECKED: ATHAR SAEED.</td> <td>DATE: MARCH, 2026</td> <td>REV. 0</td> </tr> </table>	DESIGNER: SHAHEERA IRFAN	PRINCIPAL ARCHITECT.	PROJECT ARCHITECT.	DRAWN: ZAMURAD	ATHAR SAEED.	SHAHEERA IRFAN	FILE: 	SCALE: N.T.S	DRAWING NO. A - 61	CHECKED: ATHAR SAEED.	DATE: MARCH, 2026	REV. 0
	REV. NO.	DESCRIPTION	DATE	SIGN																													
DESIGNER: SHAHEERA IRFAN	PRINCIPAL ARCHITECT.	PROJECT ARCHITECT.																															
DRAWN: ZAMURAD	ATHAR SAEED.	SHAHEERA IRFAN																															
FILE: 	SCALE: N.T.S	DRAWING NO. A - 61																															
CHECKED: ATHAR SAEED.	DATE: MARCH, 2026	REV. 0																															
TENDER DRAWING																																	




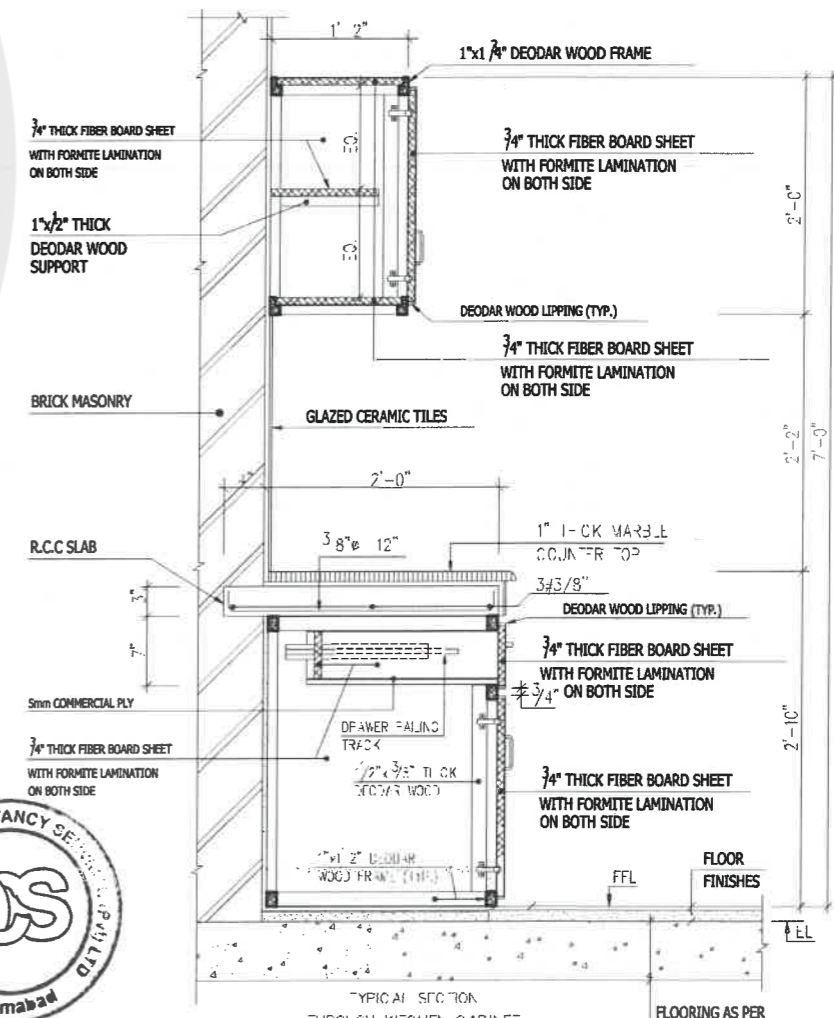

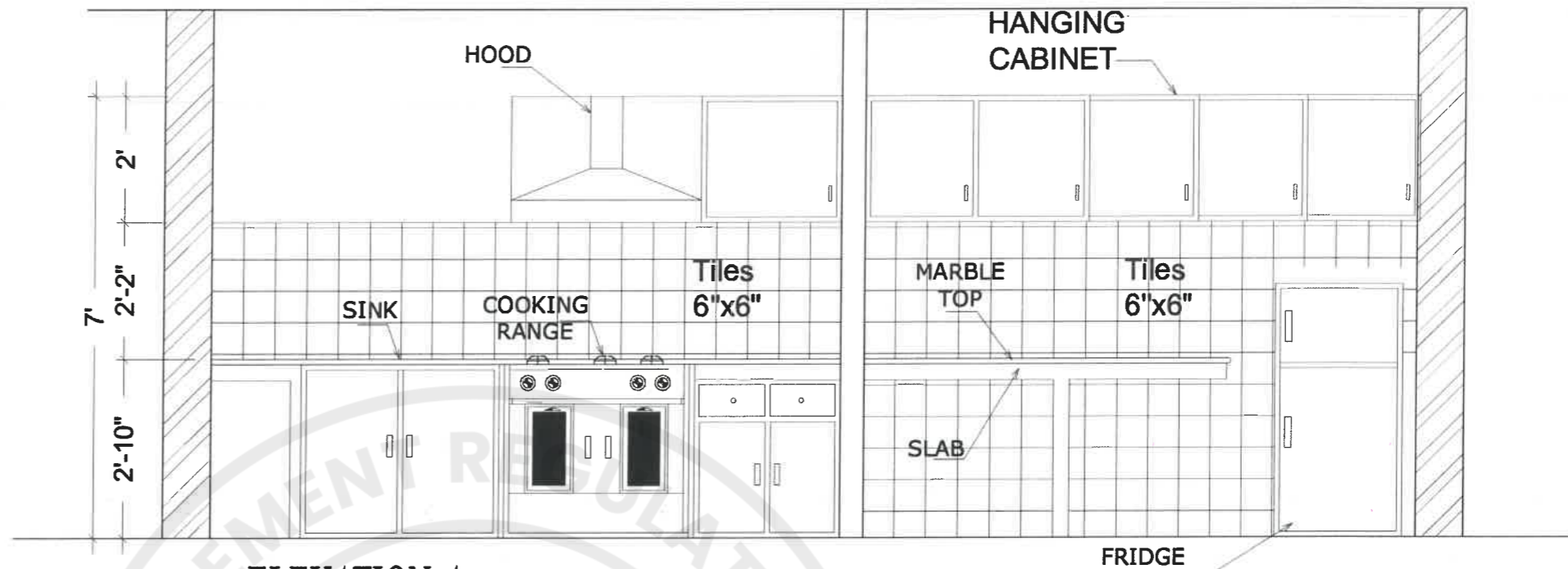
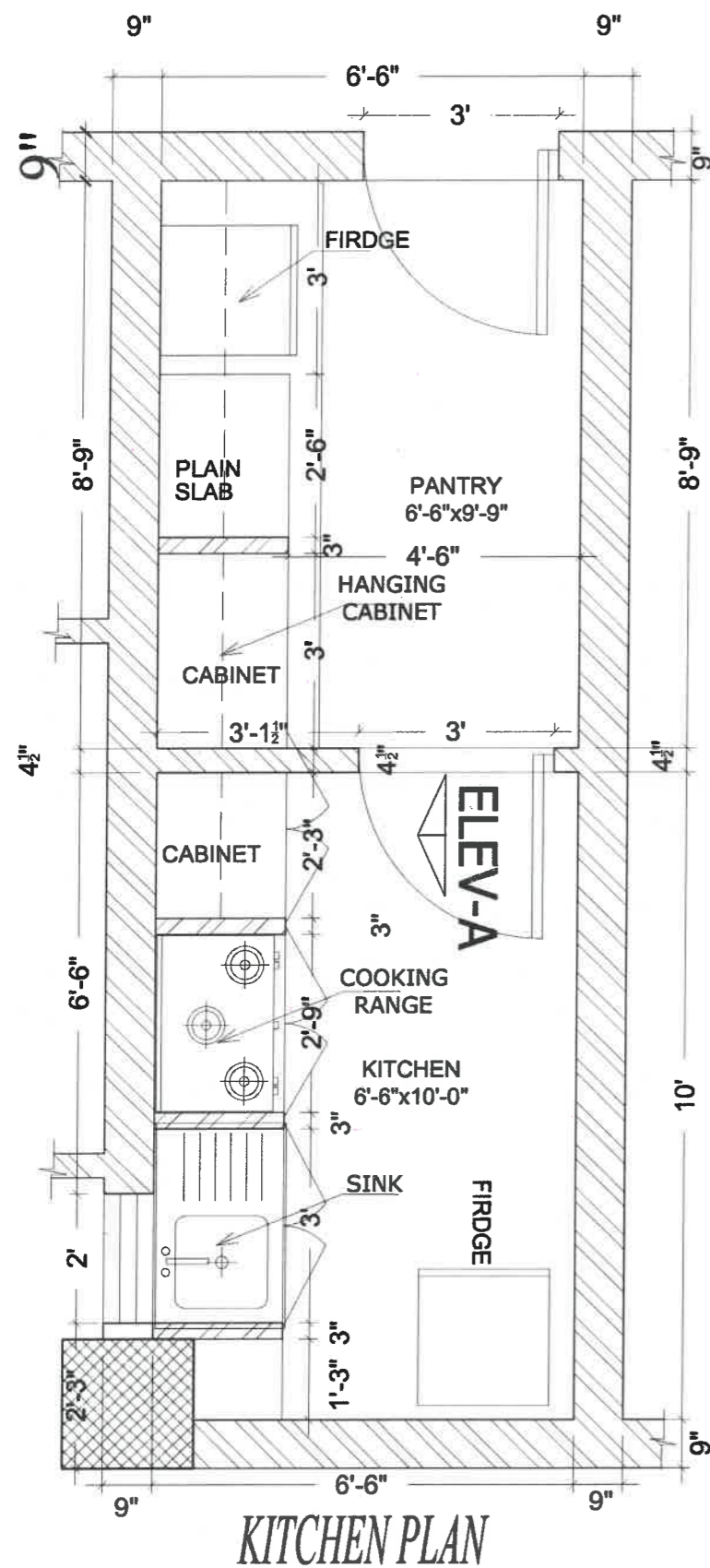
SIXTH FLOOR CEILING PLAN



TENDER DRAWINGS


TENDER DRAWING

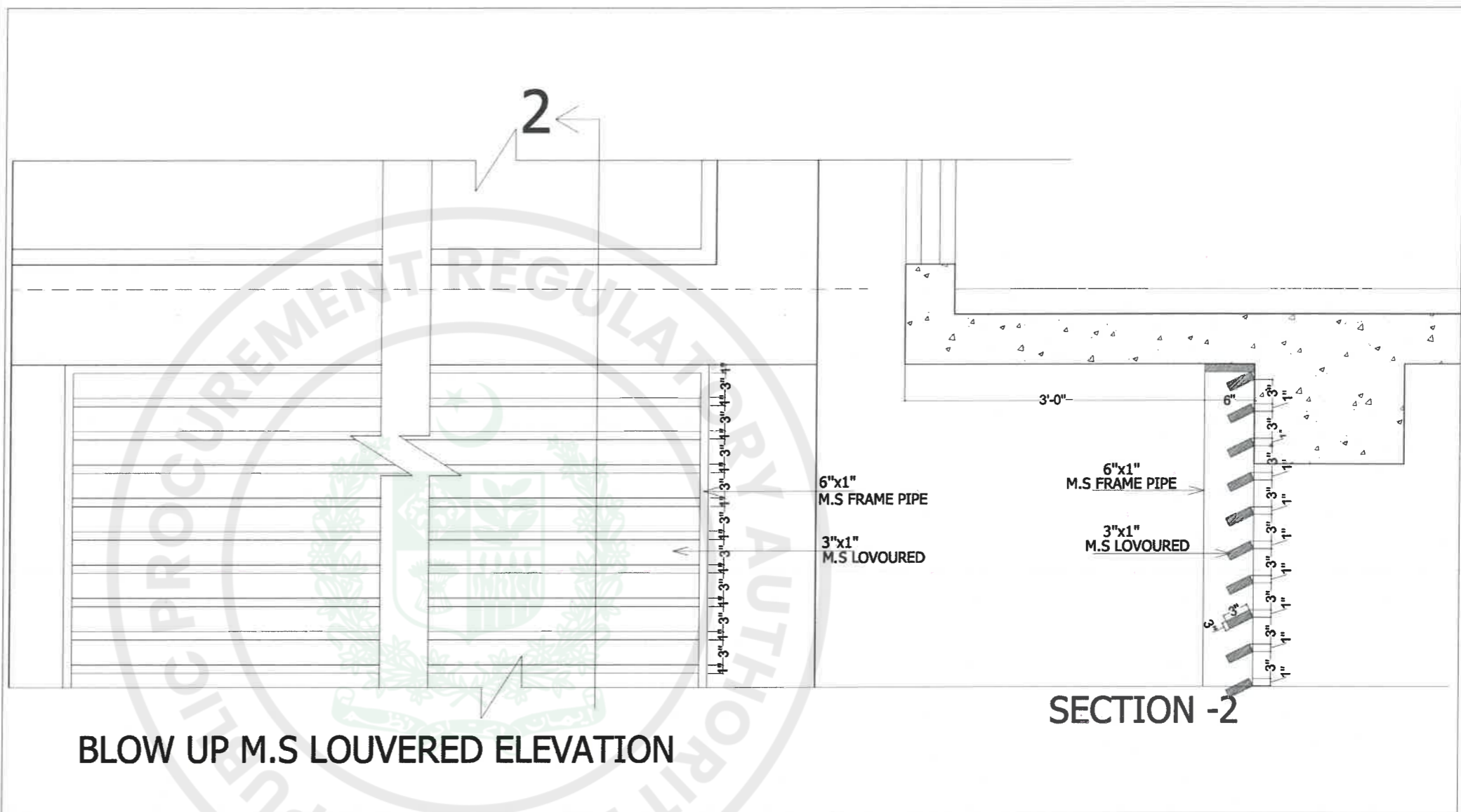
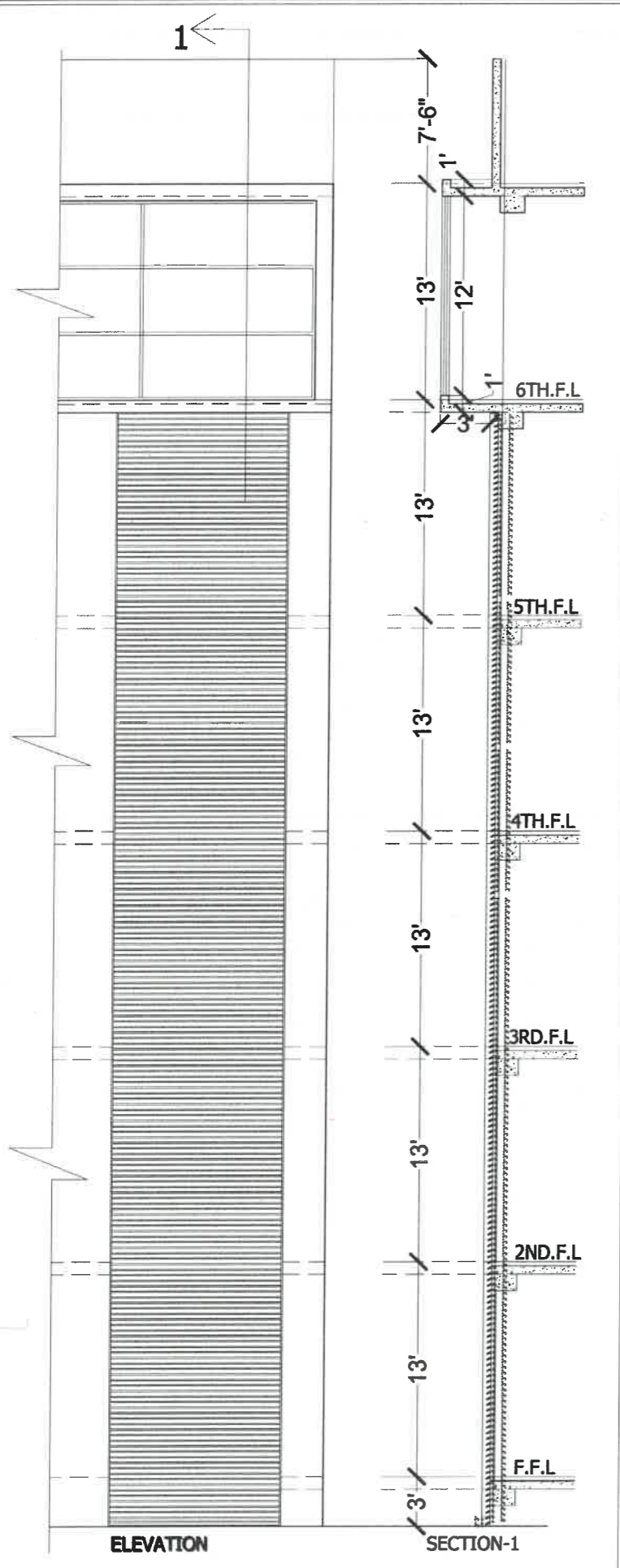
CONSULTANTS  DEVELOPMENT CONSULTANCY SERVICES (Pvt.) Ltd. Office 27, 2nd Floor, Executive complex, G-8 Markaz, Islamabad Phone: 051-8738305	EXECUTING AGENCY: D.G (WORKS) CAPITAL DEVELOPMENT AUTHORITY (CDA) CLIENT & SPONSOR: ELECTION COMMISSION OF PAKISTAN PROJECT ADDRESS: H-11/4, ISLAMABAD	PROJECT: CONSTRUCTION OF FEDERAL ELECTION ACADEMY AND OTHER OFFICES OF ELECTION COMMISSION OF PAKISTAN	DWG. TITLE: SIXTH FLOOR CEILING PLAN	<table border="1"> <thead> <tr> <th>REV. NO.</th> <th>DESCRIPTION</th> <th>DATE</th> <th>SIGN</th> </tr> </thead> <tbody> <tr> <td> </td> <td> </td> <td> </td> <td> </td> </tr> <tr> <td> </td> <td> </td> <td> </td> <td> </td> </tr> <tr> <td> </td> <td> </td> <td> </td> <td> </td> </tr> </tbody> </table>	REV. NO.	DESCRIPTION	DATE	SIGN													DESN. SHAHEERA IRFAN DWN. ZAMURAD FILE CKD. ATHAR SAEED.	PRINCIPAL ARCHITECT. ATHAR SAEED. SCALE: N.T.S. DATE: MARCH, 2026	PROJECT ARCHITECT. SHAHEERA IRFAN DRAWING NO. A - 62 REV. 0
	REV. NO.	DESCRIPTION	DATE	SIGN																			
<p style="text-align: right;">TENDER DRAWINGS</p>																							



NOTE: ALL WOODEN, PLY & BOARD SURFACES INSIDE CABINET SHALL BE PAINTED WITH ENAMEL PAINT.

TENDER DRAWINGS

CONSULTANTS  DEVELOPMENT CONSULTANCY SERVICES (Pvt) Ltd. Office 27, 2nd Floor, Executive complex, G-8 Markaz, Islamabad Phone: 051-8738305	EXECUTING AGENCY: D.G (WORKS) CAPITAL DEVELOPMENT AUTHORITY (CDA) CLIENT & SPONSOR: ELECTION COMMISSION OF PAKISTAN PROJECT ADDRESS: H-11/4, ISLAMABAD	PROJECT: CONSTRUCTION OF FEDERAL ELECTION ACADEMY AND OTHER OFFICES OF ELECTION COMMISSION OF PAKISTAN	DWG. TITLE: KITCHEN DETAIL	REV. NO. _____	DESCRIPTION _____	DATE _____	SIGN _____	DESIGNER: DESN. RIMSHA SABOOR DWN. ZAMURAD	PRINCIPAL ARCHITECT: ATHAR SAEED.	PROJECT ARCHITECT: RIMSHA SABOOR
				SCALE: N.T.S.	DRAWING NO.: A - 63	REV.: 0				



BLOW UP M.S LOUVERED ELEVATION

SECTION -2



TENDER DRAWINGS

TENDER DRAWING

CONSULTANTS
DEVELOPMENT CONSULTANCY SERVICES (Pvt.) Ltd.
 Office 27, 2nd Floor, Executive complex, G-8 Markaz,
 Islamabad
 Phone: 051-8736305

EXECUTING AGENCY:
D.G (WORKS) CAPITAL DEVELOPMENT AUTHORITY (CDA)
 CLIENT & SPONSOR:
ELECTION COMMISSION OF PAKISTAN
 PROJECT ADDRESS: H-11/4, ISLAMABAD

PROJECT:
CONSTRUCTION OF FEDERAL ELECTION ACADEMY AND OTHER OFFICES OF ELECTION COMMISSION OF PAKISTAN

DWG. TITLE
M.S LOUVERED DETAIL

REV. NO.	DESCRIPTION	DATE	SIGN	DESIGNER	DATE	SIGN	PRINCIPAL ARCHITECT	PROJECT ARCHITECT
				DESIGNER: RIMSHA SABOOR			PRINCIPAL ARCHITECT: ATHAR SAEED	PROJECT ARCHITECT: RIMSHA SABOOR
				DRAWN: ZAMURAD			SCALE: N.T.S	DRAWING NO. A-64
				FILE: _____			DATE: MARCH, 2026	REV. 0
				CHKD: ATHAR SAEED				

EXTERNAL DEVELOPMENT DRAWINGS



TENDER DRAWINGS

LIST OF DRAWINGS

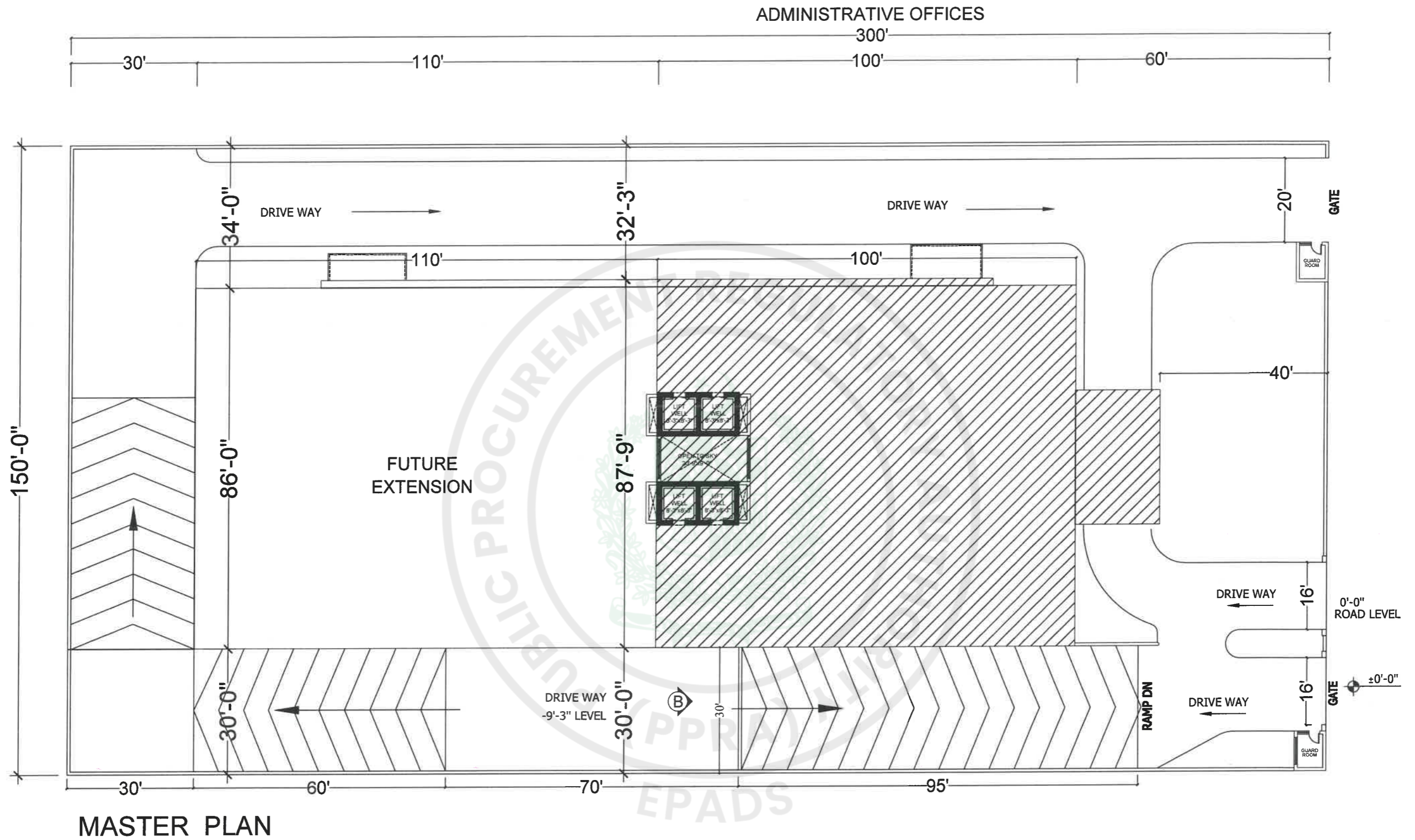
EXTERNAL DELOPMENT

S.NO.	TITLE	DRG.NO.
1	LIST OF DRAWINGS	ED - 00
2	MASTER PLAN	ED - 01
3	MASTER ELECTRICFITION PLAN	ED - 02
4	DETAIL OF LANDSCAPING	ED - 03
5	DETAIL OF LANDSCAPING	ED - 04
6	DETAIL OF LANDSCAPING	ED - 05
7	DETAIL OF ELECTRICAL POLE	ED - 06
8	MASTER PLAN SEWERAGE LAYOUT	ED - 07
9	MASTER PLAN RAIN WATER LAYOUT	ED - 08



TENDER DRAWINGS

	EXECUTING AGENCY : D.G (WORKS) CAPITAL DEVELOPMENT AUTHORITY (CDA)	PROJECT : CONSTRUCTION OF FEDERAL ELECTION ACADEMY AND OTHER OFFICES OF ELECTION COMMISSION OF PAKISTAN	DWG. TITLE LIST OF DRAWING	REV. NO. DESCRIPTION DATE SIGN.	DESN. RIMSHA SABOOR OWN. ZAMURAD FILE _____ CKD. ATHAR SAEED.	PRINCIPAL ARCHITECT. ATHAR SAEED.	PROJECT ARCHITECT. RIMSHA SABOOR
	CLIENT & SPONSOR: ELECTION COMMISSION OF PAKISTAN	PROJECT ADDRESS: H-11/4, ISLAMABAD	SCALE N.T.S	DATE MARCH, 2025	DRAWING NO. ED - 00	REV. 0	



MASTER PLAN



TENDER DRAWINGS

CONSULTANTS
DEVELOPMENT CONSULTANCY SERVICES (Pvt.) Ltd.
 Office 27, 2nd Floor, Executive complex, G-8 Markaz, Islamabad
 Phone: 051-8736305

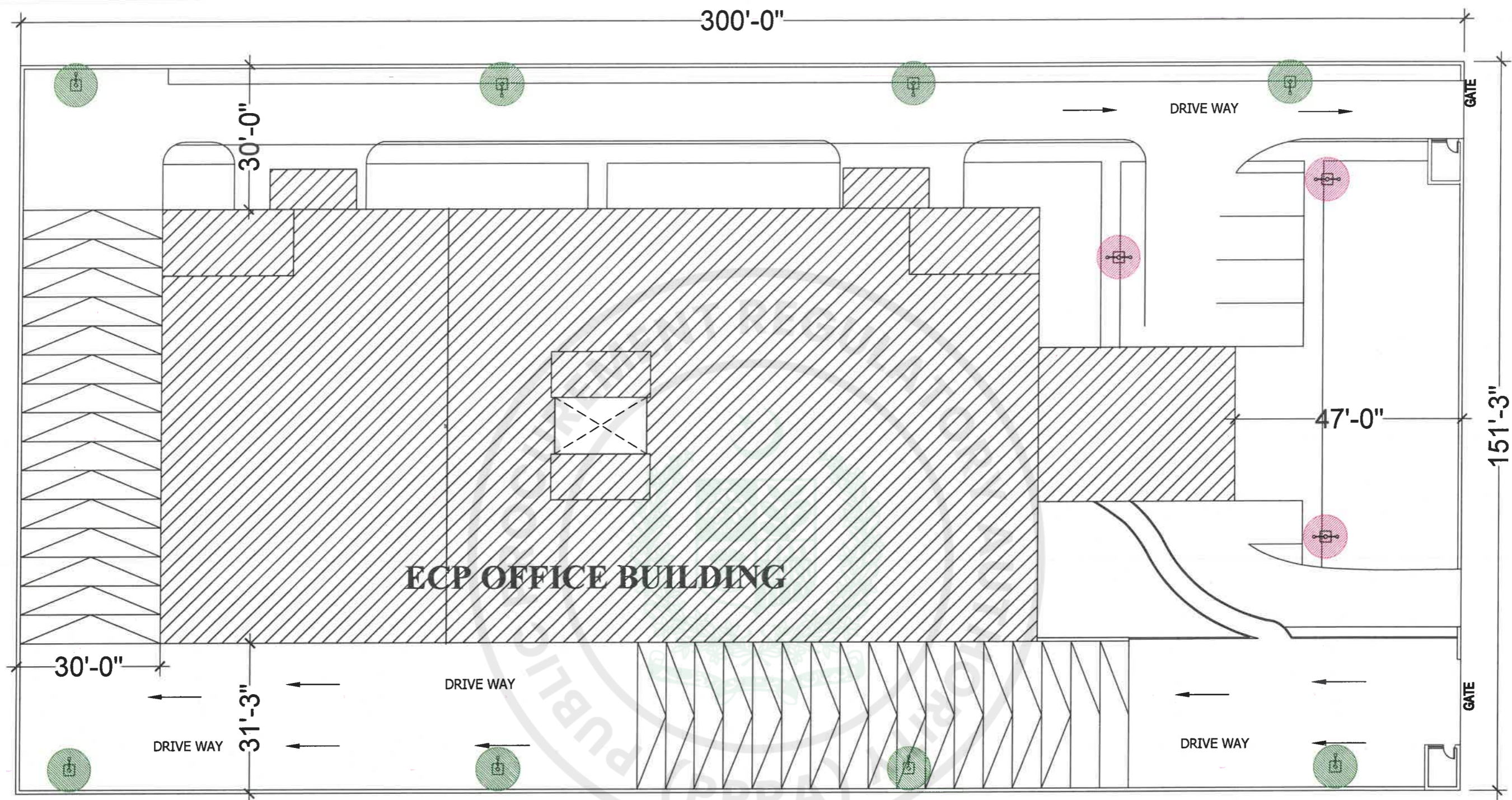
EXECUTING AGENCY:
 D.G (WORKS) CAPITAL DEVELOPMENT AUTHORITY (CDA)
CLIENT & SPONSOR:
 ELECTION COMMISSION OF PAKISTAN
PROJECT ADDRESS:
 H-11/4, ISLAMABAD

PROJECT:
 CONSTRUCTION OF FEDERAL ELECTION ACADEMY AND OTHER OFFICES OF ELECTION COMMISSION OF PAKISTAN

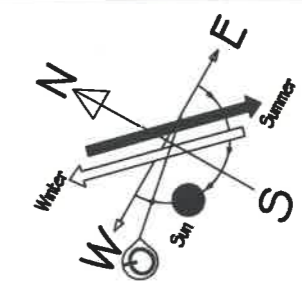
DWG. TITLE
 MASTER PLAN

REV. NO.	DESCRIPTION	DATE	SIGN.
DESN.	RIMSHA SABOOR		
DWN.	ZAMURAD		
FILE			
CKD.	ATHAR SAEED		

PRINCIPAL ARCHITECT. ATHAR SAEED		PROJECT ARCHITECT. RIMSHA SABOOR	
SCALE N.T.S.		DRAWING NO. ED - 01	
DATE MARCH, 2026		REV. 0	



MASTER ELECTRICIFICATION PLAN



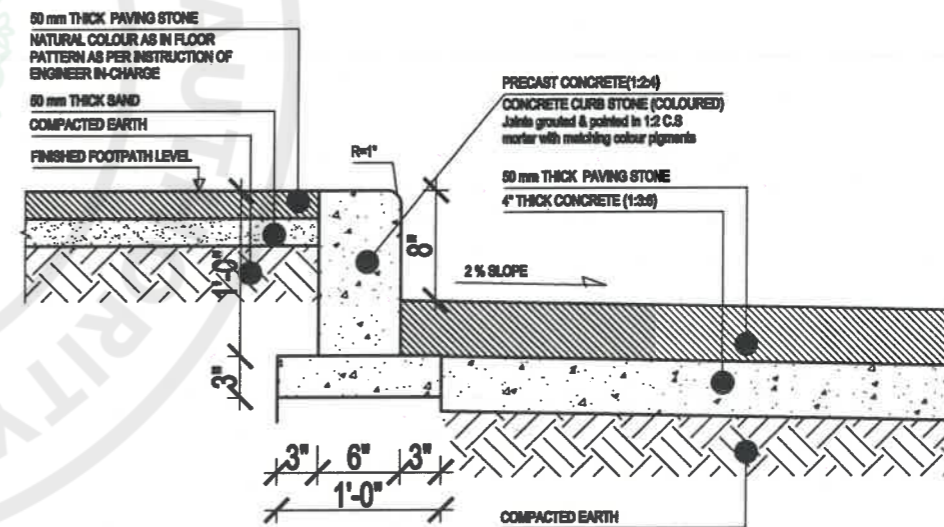
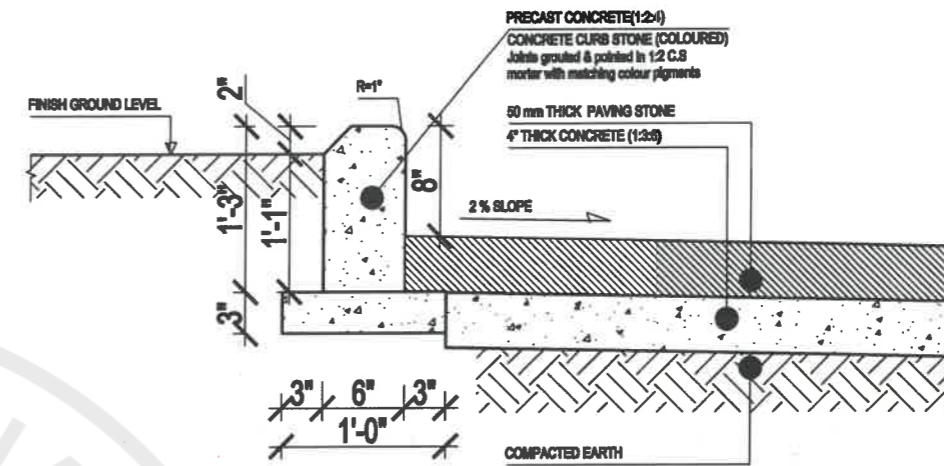
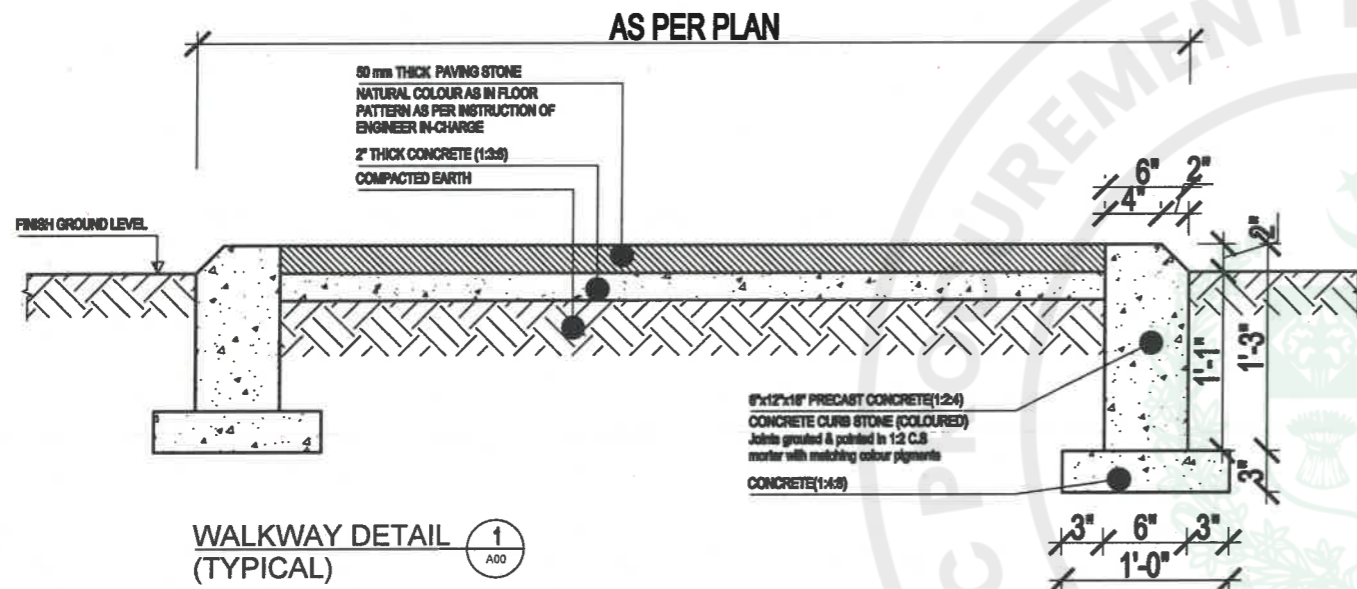
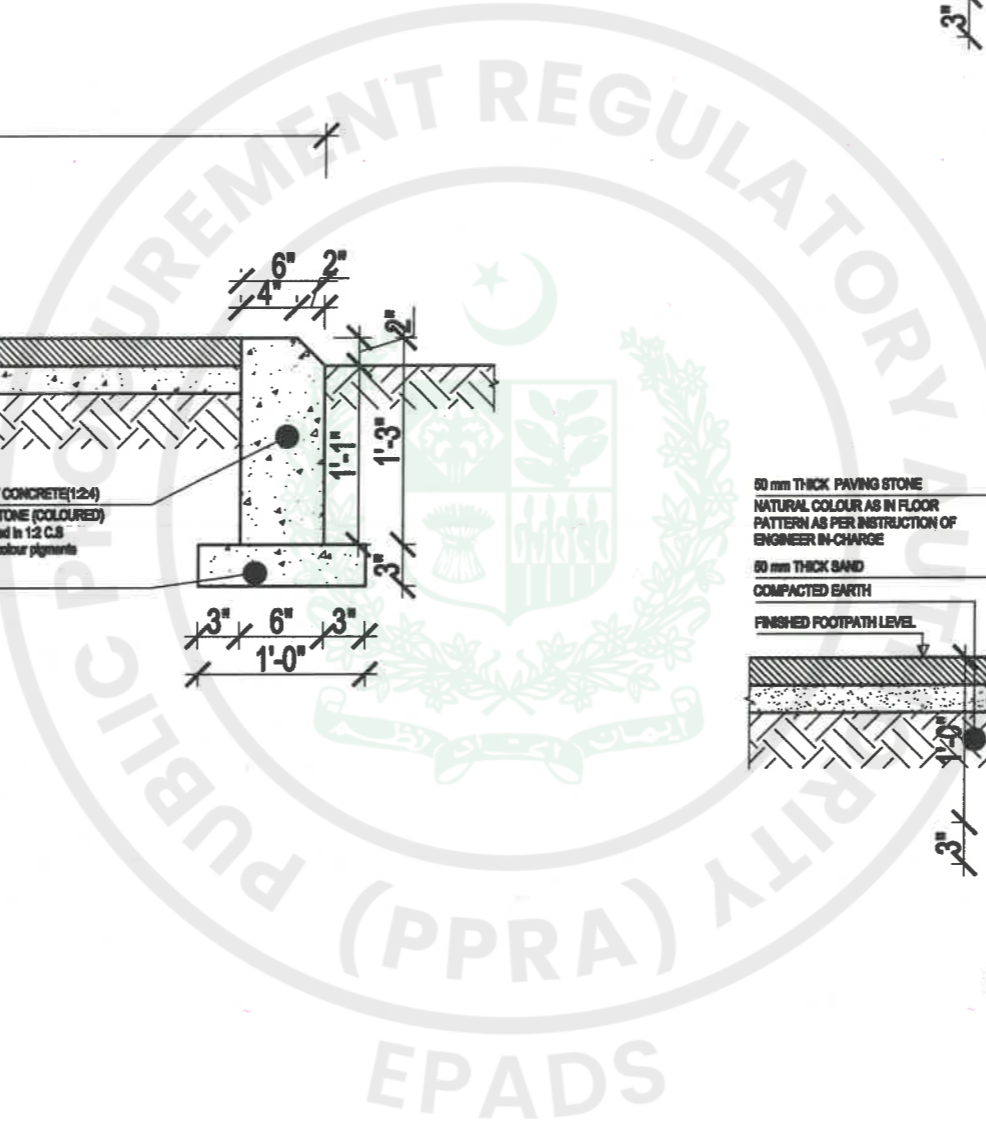
LEGEND. ELECTRICAL POLE

S.NO:	NAMES:	SYMBOLS.	POLE HEIGHT
01.	SINGLE LIGHT		21'-0"
02.	DOUBLE LIGHT		21'-0"

TENDER DRAWINGS

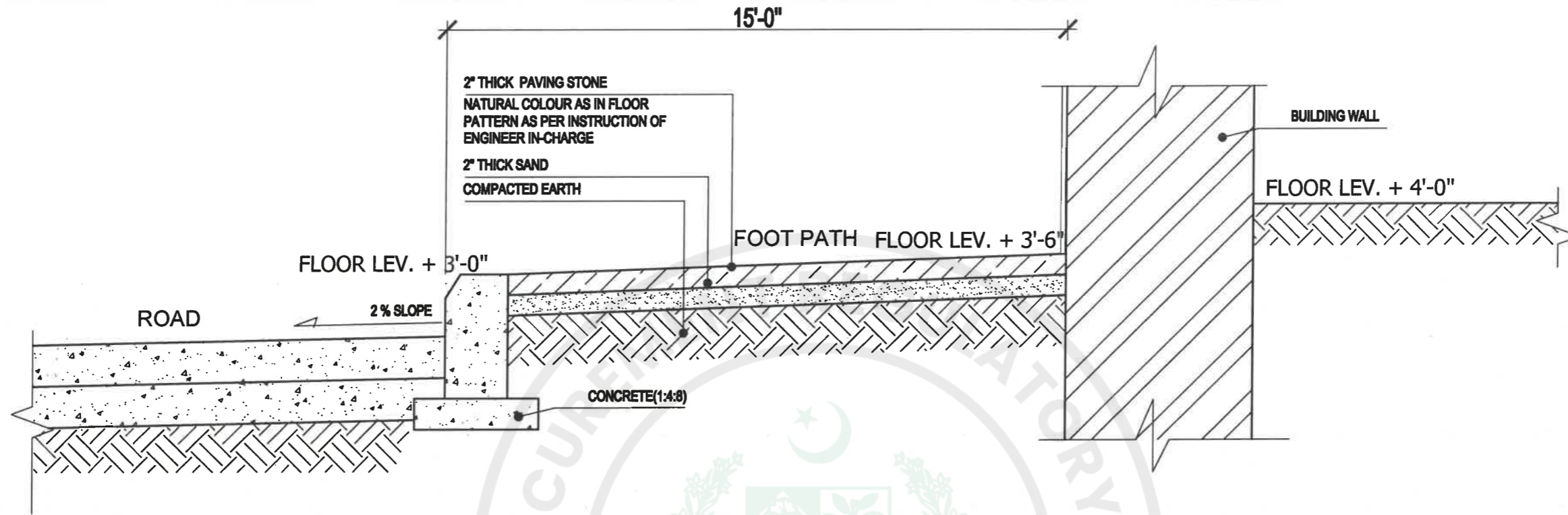


CONSULTANTS DEVELOPMENT CONSULTANCY SERVICES (Pvt.) Ltd. Office 27, 2nd Floor, Executive complex, G-8 Markaz, Islamabad Phone: 051-8736305	EXECUTING AGENCY: D.G (WORKS) CAPITAL DEVELOPMENT AUTHORITY (CDA) CLIENT & SPONSOR: ELECTION COMMISSION OF PAKISTAN PROJECT ADDRESS: H-11/4, ISLAMABAD	PROJECT: CONSTRUCTION OF FEDERAL ELECTION ACADEMY AND OTHER OFFICES OF ELECTION COMMISSION OF PAKISTAN	DWG. TITLE MASTER ELECTRICIFICATION PLAN	REV. NO. _____	DESCRIPTION _____	DATE _____	SIGN _____	DESIGNER: RIMSHA SABOOR DRAWN BY: ZAMURAD FILED BY: _____ CKD BY: ATHAR SAEED	PRINCIPAL ARCHITECT: ATHAR SAEED.	PROJECT ARCHITECT: RIMSHA SABOOR	SCALE: N.T.S	DRAWING NO. ED - 02	REV. 0
				DATE: MARCH, 2026	DATE: MARCH, 2026								

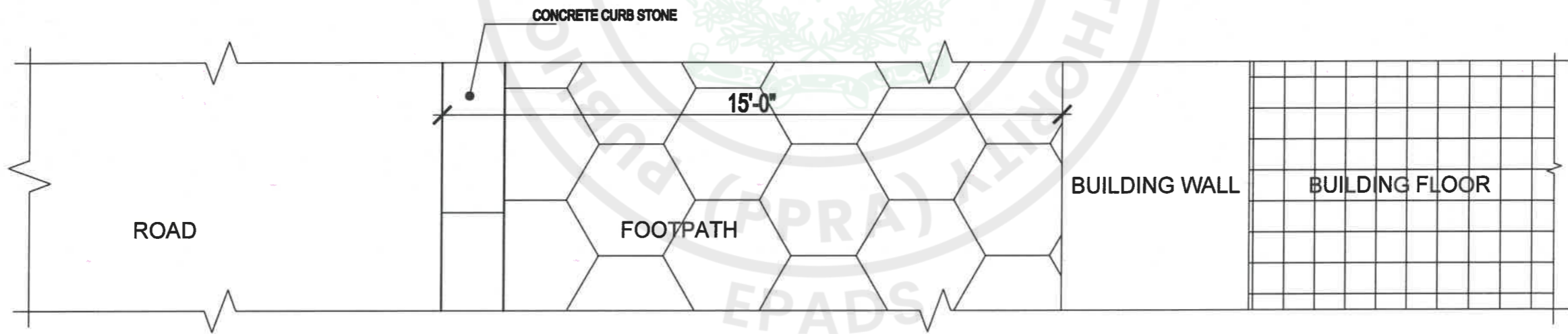


TENDER DRAWINGS

CONSULTANTS DEVELOPMENT CONSULTANCY SERVICES (Pvt.) Ltd. Office 27, 2nd Floor, Executive complex, G-8 Markaz, Islamabad Phone: 051-8736305	EXECUTING AGENCY: D.G (WORKS) CAPITAL DEVELOPMENT AUTHORITY (CDA) CLIENT & SPONSOR: ELECTION COMMISSION OF PAKISTAN PROJECT ADDRESS: H-11/4, ISLAMABAD	PROJECT: CONSTRUCTION OF FEDERAL ELECTION ACADEMY AND OTHER OFFICES OF ELECTION COMMISSION OF PAKISTAN	DWG. TITLE DETAIL OF LANDSCAPING	REV. NO. _____ DESCRIPTION _____ DATE _____ SIGN _____	DESN. RIMSHA SABOOR DWN. ZAMURAD FILE _____ CKD. ATHAR SAEED.	PRINCIPAL ARCHITECT. ATHAR SAEED.	PROJECT ARCHITECT. RIMSHA SABOOR	SCALE N.T.S.	DATE MARCH, 2026	DRAWING NO. ED - 03	REV. 0
				DEVELOPMENT CONSULTANCY SERVICES (Pvt) Ltd, Islamabad							



SECTION LS-2



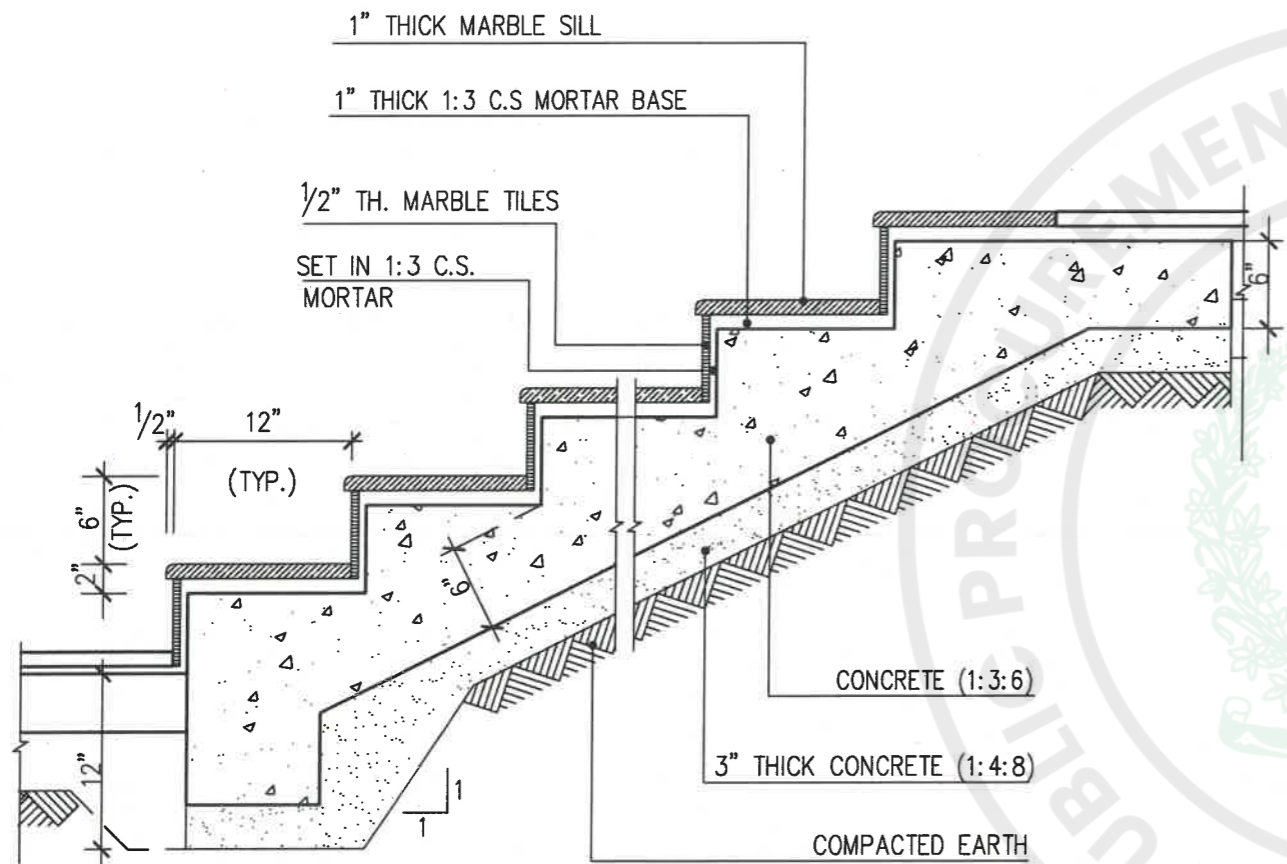
PLAN LS-2

DETAIL (TYPICAL) LS-2

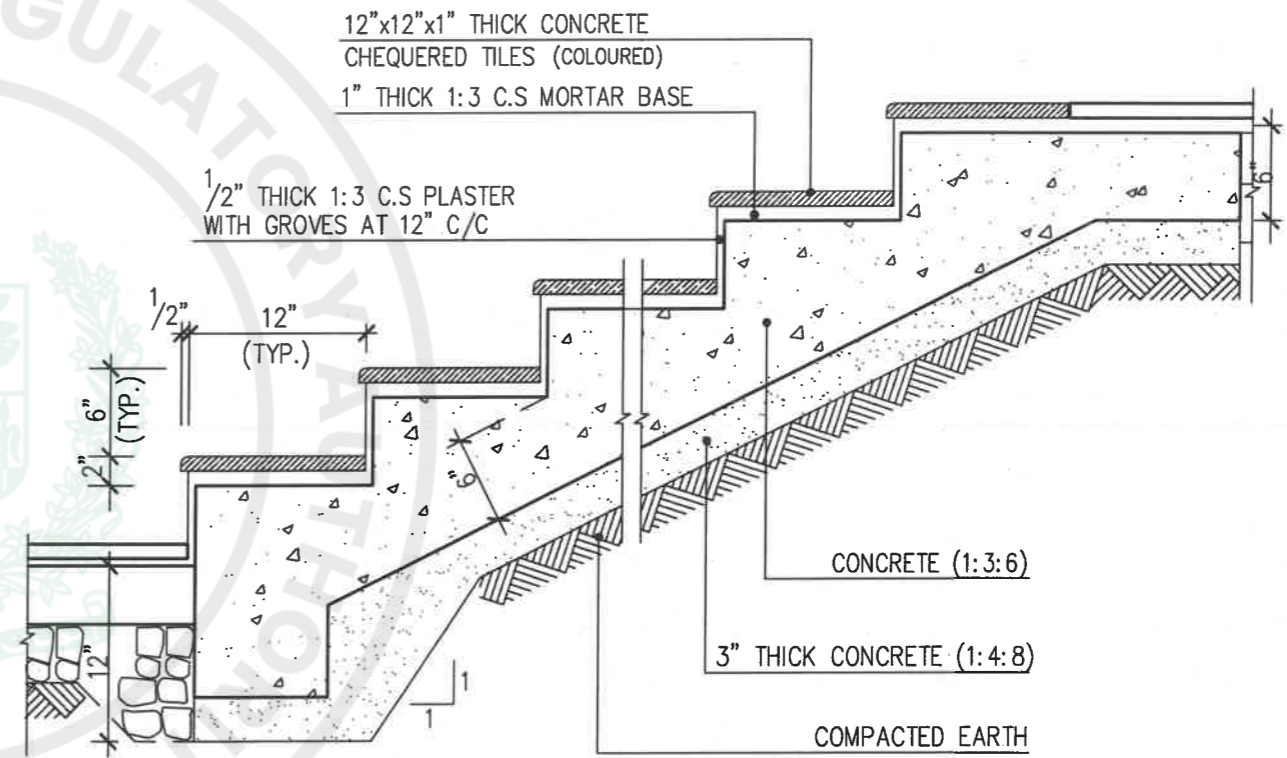


TENDER DRAWINGS

 DEVELOPMENT CONSULTANCY SERVICES (Pvt.) Ltd. Office 27, 2nd Floor, Executive complex, G-8 Markaz, Islamabad Phone: 051-8736305	EXECUTING AGENCY: D.G (WORKS) CAPITAL DEVELOPMENT AUTHORITY (CDA) CLIENT & SPONSOR: ELECTION COMMISSION OF PAKISTAN PROJECT ADDRESS: H-11/4, ISLAMABAD	PROJECT: CONSTRUCTION OF FEDERAL ELECTION ACADEMY AND OTHER OFFICES OF ELECTION COMMISSION OF PAKISTAN	DWG. TITLE: DETAIL OF LANDSCAPING	<table border="1" style="width: 100%; border-collapse: collapse;"> <thead> <tr> <th>REV. NO.</th> <th>DESCRIPTION</th> <th>DATE</th> <th>SIGN.</th> </tr> </thead> <tbody> <tr> <td> </td> <td> </td> <td> </td> <td> </td> </tr> <tr> <td> </td> <td> </td> <td> </td> <td> </td> </tr> <tr> <td> </td> <td> </td> <td> </td> <td> </td> </tr> </tbody> </table>	REV. NO.	DESCRIPTION	DATE	SIGN.													DESN. RIMSHA SABOOR DWN. ZAMURAD FILE _____ CKD. ATHAR SAEED.	PRINCIPAL ARCHITECT. ATHAR SAEED. PROJECT ARCHITECT. RIMSHA SABOOR	SCALE: N.T.S DATE: MARCH, 2026	DRAWING NO. ED - 04 REV. 0
	REV. NO.	DESCRIPTION	DATE	SIGN.																				
<p style="font-size: small;">e-Pak Acquisition and Disposal System (EPADS) generated document © 2026 Page 394 of 552</p>																								




DETAIL OF MARBLE STEPS(EXTERNAL)

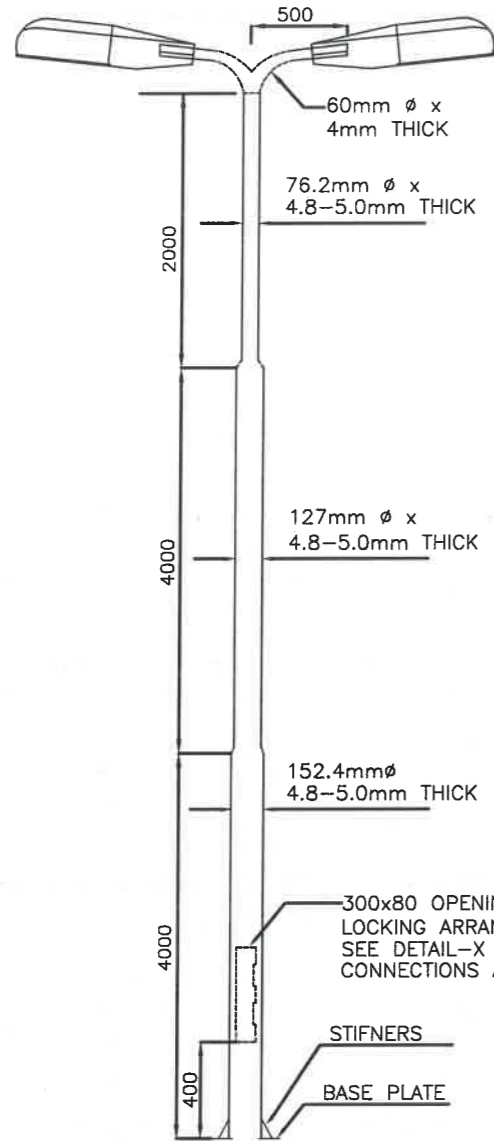


DETAIL OF CONCRETE STEPS(EXTERNAL)

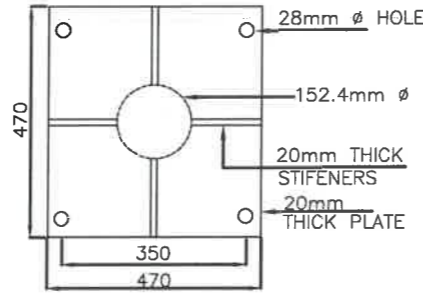


TENDER DRAWINGS

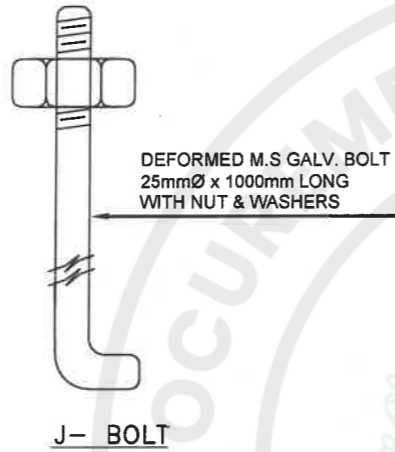
CONSULTANTS  DEVELOPMENT CONSULTANCY SERVICES (Pvt.) Ltd. Office 27, 2nd Floor, Executive complex, G-8 Markaz, Islamabad Phone: 051-8736305	EXECUTING AGENCY: D.G (WORKS) CAPITAL DEVELOPMENT AUTHORITY (CDA) CLIENT & SPONSOR: ELECTION COMMISSION OF PAKISTAN PROJECT ADDRESS: H-11/4, ISLAMABAD	PROJECT: CONSTRUCTION OF FEDERAL ELECTION ACADEMY AND OTHER OFFICES OF ELECTION COMMISSION OF PAKISTAN	DWG. TITLE DETAIL OF LANDSCAPING	REV. NO. _____	DESCRIPTION _____	DATE _____	SIGN. _____	DESIGNER: RIMSHA SABOOR DRAWN BY: ZAMURAD FILED BY: _____ CHKD. BY: ATHAR SAEED	PRINCIPAL ARCHITECT: ATHAR SAEED	PROJECT ARCHITECT: RIMSHA SABOOR	SCALE: N.T.S.	DRAWING NO. ED - 05	REV. 0
				DATE: MARCH, 2026	DATE: MARCH, 2026								



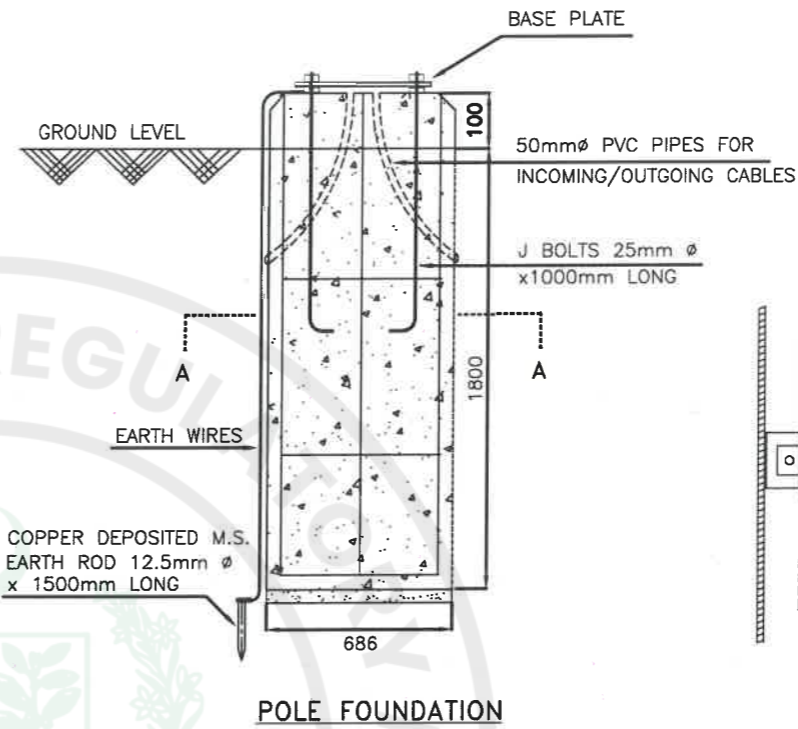
DETAILA-1



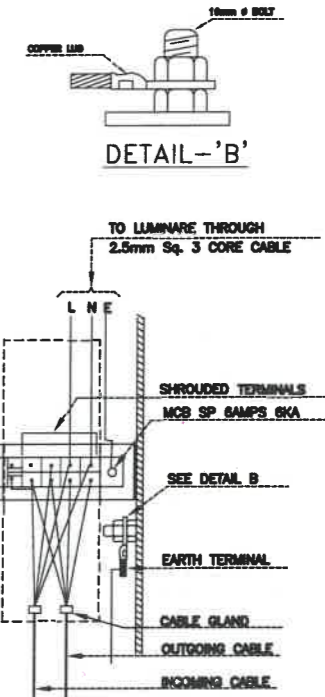
SECTION A-A
BASE PLATE FOR POLES



J- BOLT

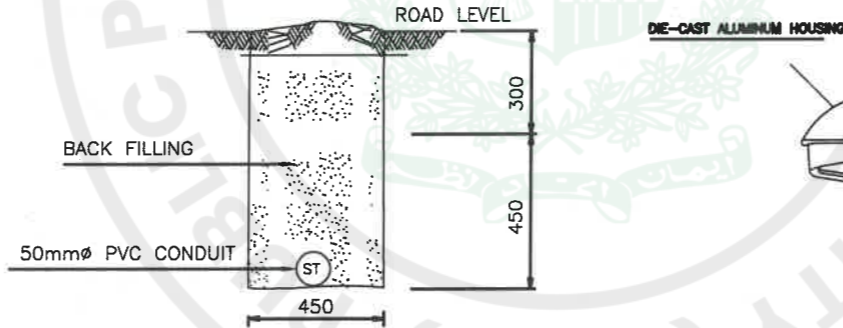


POLE FOUNDATION

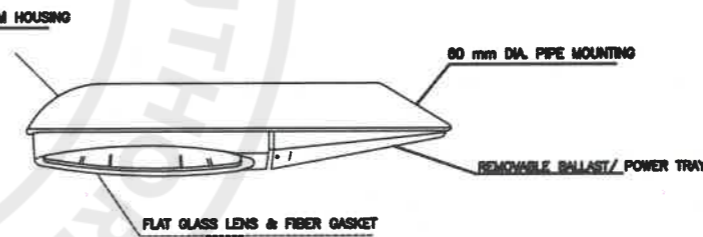


DETAIL - 'B'

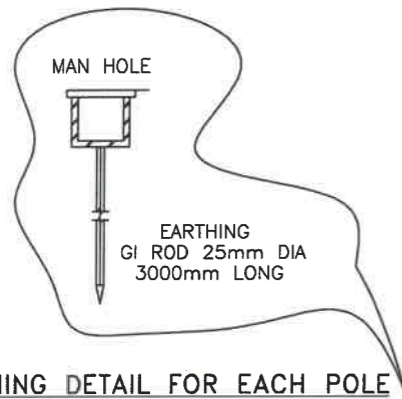
DETAIL - X
DETAIL OF INSPECTION/
CONNECTION CHAMBER



STREET LIGHT CABLE TRENCH DETAIL



LIGHT FIXTURE
PHILIPS SGP-340/Son-T 250W



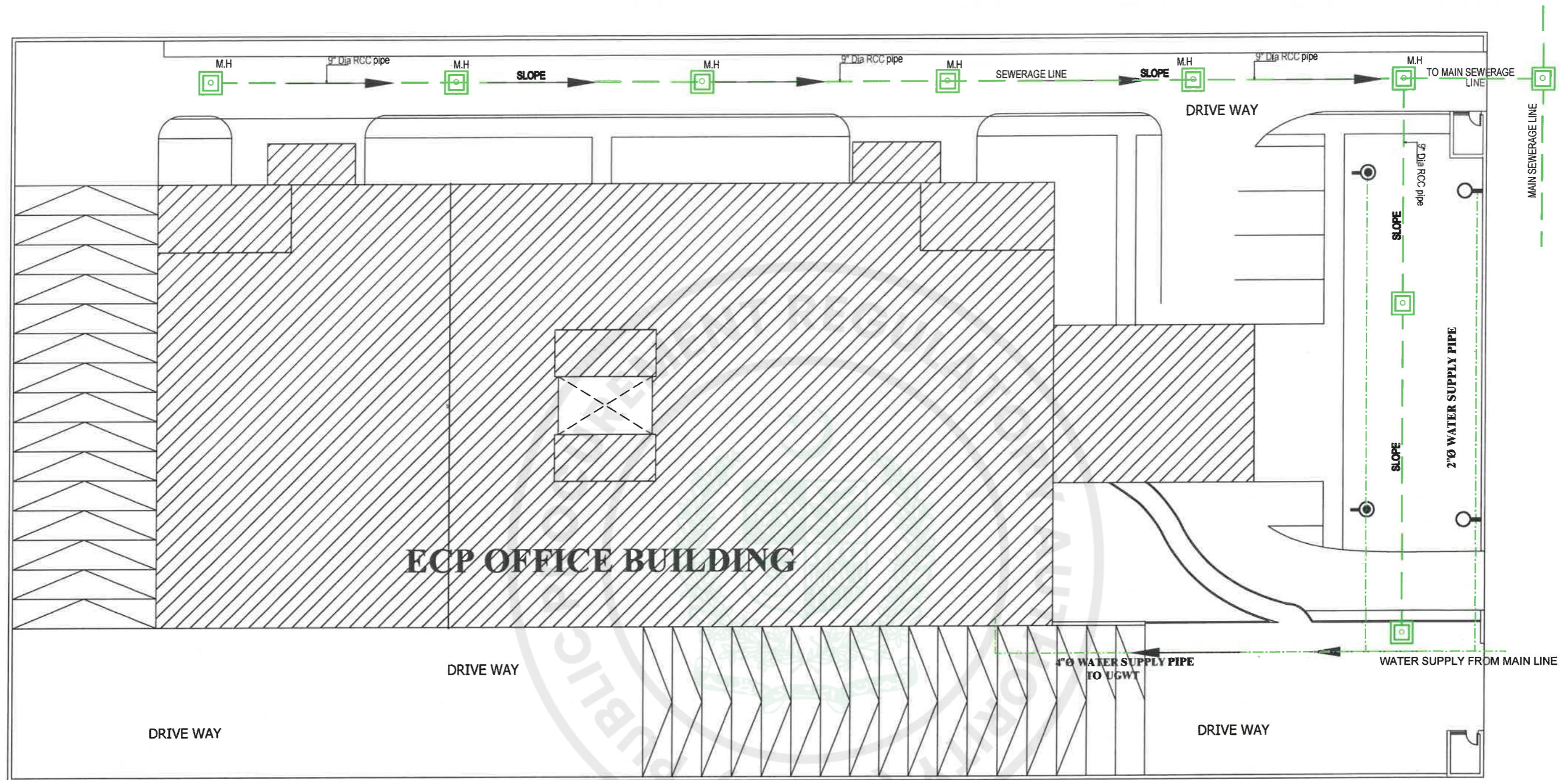
EARTHING DETAIL FOR EACH POLE

DOUBLE ARM HOT DIP GALVANIZED CIRCULAR TUBULAR POLE WITH DETAILS



TENDER DRAWINGS

CONSULTANTS DEVELOPMENT CONSULTANCY SERVICES (PVT.) LTD. Office 27, 2nd Floor, Executive complex, G-8 Markaz, Islamabad Phone: 051-8738305	EXECUTING AGENCY: D.G (WORKS) CAPITAL DEVELOPMENT AUTHORITY (CDA) CLIENT & SPONSOR: ELECTION COMMISSION OF PAKISTAN PROJECT ADDRESS: H-11/4, ISLAMABAD	PROJECT: CONSTRUCTION OF FEDERAL ELECTION ACADEMY AND OTHER OFFICES OF ELECTION COMMISSION OF PAKISTAN	DWG. TITLE DETAIL OF ELECTRICAL POLE	REV. NO. _____	DESCRIPTION _____	DATE _____	SIGN _____	DESIGNER: RIMSHA SABOOR	PRINCIPAL ARCHITECT: ATHAR SAEED	PROJECT ARCHITECT: RIMSHA SABOOR
				FILE _____	SCALE: N.T.S	DRAWING NO.: ED - 06	REV.: 0			



MASTER PLAN SEWERAGE LAYOUT

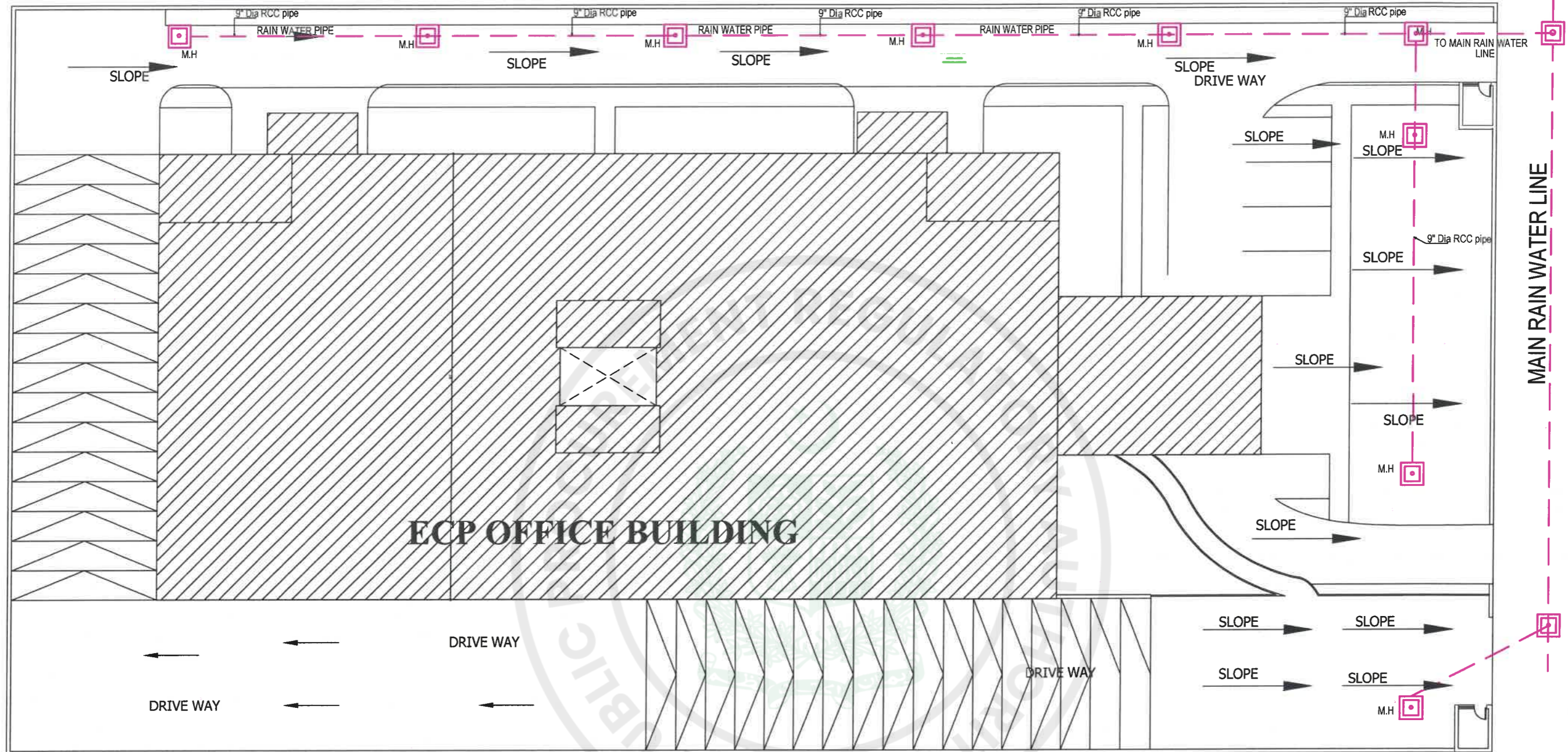
LEGEND. SEWEARGE WATER

S.NO:	NAMES:	SYMBOLS.
	SEWERAGE PIPE LINE	---
01.	4"Ø WATER SUPPLY PLAN	---
02.	FIRE HYDRANT (F.H)	
	IRRIGATION OUTLET	



TENDER DRAWINGS

CONSULTANTS DEVELOPMENT CONSULTANCY SERVICES (PVT.) LTD. Office 27, 2nd Floor, Executive complex, G-8 Markaz, Islamabad Phone: 051-8736305	EXECUTING AGENCY: D.G (WORKS) CAPITAL DEVELOPMENT AUTHORITY (CDA)	PROJECT: CONSTRUCTION OF FEDERAL ELECTION ACADEMY AND OTHER OFFICES OF ELECTION COMMISSION OF PAKISTAN	DWG. TITLE: MASTER PLAN SEWERAGE LAYOUT	<table border="1"> <tr> <th>REV. NO.</th> <th>DESCRIPTION</th> <th>DATE</th> <th>SIGN</th> </tr> <tr> <td> </td> <td> </td> <td> </td> <td> </td> </tr> </table>	REV. NO.	DESCRIPTION	DATE	SIGN					DESN. RIMSHA SABOOR DWN. ZAMURAD FILE CKD. ATHAR SAEED.	PRINCIPAL ARCHITECT. ATHAR SAEED.	PROJECT ARCHITECT. RIMSHA SABOOR
	REV. NO.	DESCRIPTION	DATE	SIGN											
CLIENT & SPONSOR: ELECTION COMMISSION OF PAKISTAN	PROJECT ADDRESS: H-11/4, ISLAMABAD	SCALE: N.T.S	DATE: MARCH, 2026	DRAWING NO. ED - 07	REV. 0										




MASTER PLAN RAIN WATER LAYOUT


LEGEND. STORM WATER

S.NO:	NAMES:	SYMBOLS.
01.	RAIN WATER LINE	-----
02.		



TENDER DRAWINGS

CONSULTANTS  DEVELOPMENT CONSULTANCY SERVICES (Pvt.) Ltd. Office 27, 2nd Floor, Executive complex, G-8 Markaz, Islamabad Phone: 051-8736305	EXECUTING AGENCY: D.G (WORKS) CAPITAL DEVELOPMENT AUTHORITY (CDA) CLIENT & SPONSOR: ELECTION COMMISSION OF PAKISTAN PROJECT ADDRESS: H-11/4, ISLAMABAD	PROJECT: CONSTRUCTION OF FEDERAL ELECTION ACADEMY AND OTHER OFFICES OF ELECTION COMMISSION OF PAKISTAN	DWG. TITLE MASTER PLAN RAIN WATER LAYOUT	REV. NO. _____	DESCRIPTION _____	DATE _____	SIGN _____	DESIGNER: DESN. RIMSHA SABOOR DWN. ZAMURAD FILE _____ CKD. ATHAR SAEED.	PRINCIPAL ARCHITECT: ATHAR SAEED.	PROJECT ARCHITECT: RIMSHA SABOOR	SCALE: N.T.S	DRAWING NO. ED - 08	REV. 0
				DATE: MARCH, 2026	DATE: MARCH, 2026								



ELECTRICAL DRAWINGS



TENDER DRAWINGS

LIST OF DRAWINGS

LIGHTING & POWER

S.NO.	TITLE	DRG.NO.
1	LIST OF DRAWINGS	E - 00
2	LEGEND & GENERAL NOTES	E - 01
3	UPPER BASEMENT FLOOR LIGHTING & POWER PLAN	E - 02
4	LOWER BASEMENT FLOOR LIGHTING & POWER PLAN	E - 03
5	GROUND FLOOR LIGHTING & POWER PLAN	E - 04
6	FIRST FLOOR LIGHTING & POWER PLAN	E - 05
7	SECOND FLOOR LIGHTING & POWER PLAN	E - 06
8	THIRD FLOOR LIGHTING & POWER PLAN	E - 07
9	FOURTH FLOOR LIGHTING & POWER PLAN	E - 08
10	FIFTH FLOOR LIGHTING & POWER PLAN	EL - 09
11	SIXTH FLOOR LIGHTING & POWER PLAN	E - 10
12	MUMTY FLOOR LIGHTING & POWER PLAN	E - 11



TENDER DRAWINGS

TENDER DRAWING

CONSULTANTS
DEVELOPMENT CONSULTANCY SERVICES (Pvt) Ltd.
 Office 27, 2nd Floor, Executive complex, G-8 Markaz,
 Islamabad
 Phone: 051-8736305

EXECUTING AGENCY :
**D.G (WORKS) CAPITAL
 DEVELOPMENT AUTHORITY (CDA)**
 CLIENT & SPONSOR:
ELECTION COMMISSION OF PAKISTAN
 PROJECT ADDRESS: **H-11/4, ISLAMABAD**

PROJECT: **CONSTRUCTION OF
 FEDERAL ELECTION ACADEMY
 AND OTHER OFFICES OF
 ELECTION COMMISSION OF PAKISTAN**

DWG. TITLE
LIST OF DRAWINGS

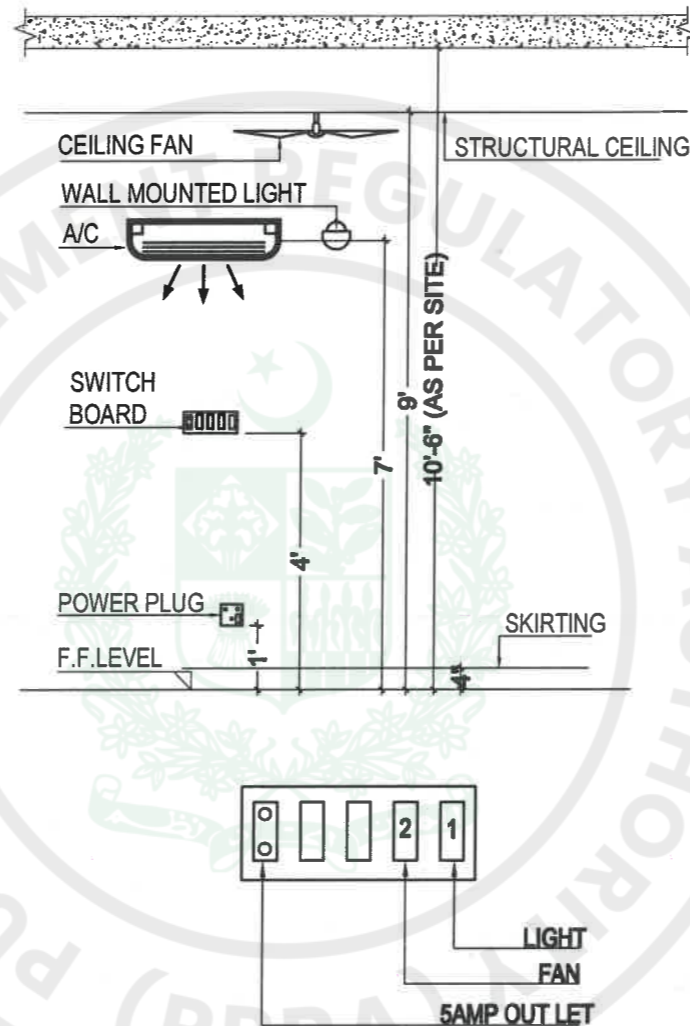
REV. NO.	DESCRIPTION	DATE	SIGN

DESIGNER: **RIMSHA SABOOR**
 DWN: **ZAMURAD**
 FILE: _____
 CKD: **ATHAR SAEED**

PRINCIPAL ARCHITECT. ATHAR SAEED.	PROJECT ARCHITECT. RIMSHA SABOOR
SCALE N.T.S	DRAWING NO. E - 00
DATE MARCH, 2026	REV. 0

ELECTRICAL POINTS LEGEND.

S.NO:	NAMES:	SYMBOLS.	Mounting Height Bottom from F.F.L
01.	15A SOCKET POINT		1'-0"
02.	5A SOCKET POINT		1'-0"
03.	TELEPHONE		1'-0"
04.	INTERCOM		1'-0"
05.	TELEVISION		1'-0"
06.	WALL BRACKET LIGHT		7'-0"
07.	EXHAUST FAN		8'-6"
08.	DISTRIBUTION BOARD		4'-0"
09.	BELL PUSH		7'-0"
10.	BELL		7'-0"
11.	SWITCH BOARD		4'-0"
12.	WATER PROOF LIGHT		7'-0"
13.	WALL BRACKET FAN		7'-0"
14.	MIRROR LIGHT		7'-0"
15.	CEILING FAN		CEILING
16.	SPOT LIGHT		CEILING
17.	CHANDELIER		CEILING
18.	PENDANT LIGHT		CEILING
19.	MECHANICAL EXHAUST FAN		CEILING
20.	DIFFUSER		CEILING
21.	PARAPET LIGHT		2'-0"
22.	GATE LIGHT		8'-0"
23.	SPLIT A/C		7'-0"
24.	OUT DOOR UNIT		2'-6" / FLOOR



GENERAL NOTES:

01. Wiring from switch to light point & point to point with 3x1.5 mm sq copper conductor pakistan cable.
02. Light, power (normal/ups) Circuit Wiring from Distribution Board to switch board with 3x2.5 mm sq copper conductor pakistan cable.
03. Power for A/C Unit Circuit Wiring from Distribution Board to switch socket with 3x4 mm sq copper conductor pakistan cable.
04. PVC Pipe make beta of shafi sons lahore.
05. Distribution Boards should be lockable, powder coated, neutral/earth links & connected to earth point.
06. All telephone, TV points are to be connected to Telephone Junction Box with independent cables.
07. pvc pipe required for main incoming cable as noted on drawing For each Distribution Board.
08. 2x 1" dia pvc pipe is required for main incoming telephone and TV cable.
09. Telephone wiring with 2 pair Telephone cable.
10. Contractor to Adjust at Points & Lights as per architectural layout of respective branch.
11. All telephone, net, tv wiring should be through telephone junction box of individual floor



TENDER DRAWINGS

CONSULTANTS
DEVELOPMENT CONSULTANCY SERVICES (Pvt.) Ltd.
 Office 27, 2nd Floor, Executive complex, G-8 Markaz, Islamabad
 Phone: 051-8736305

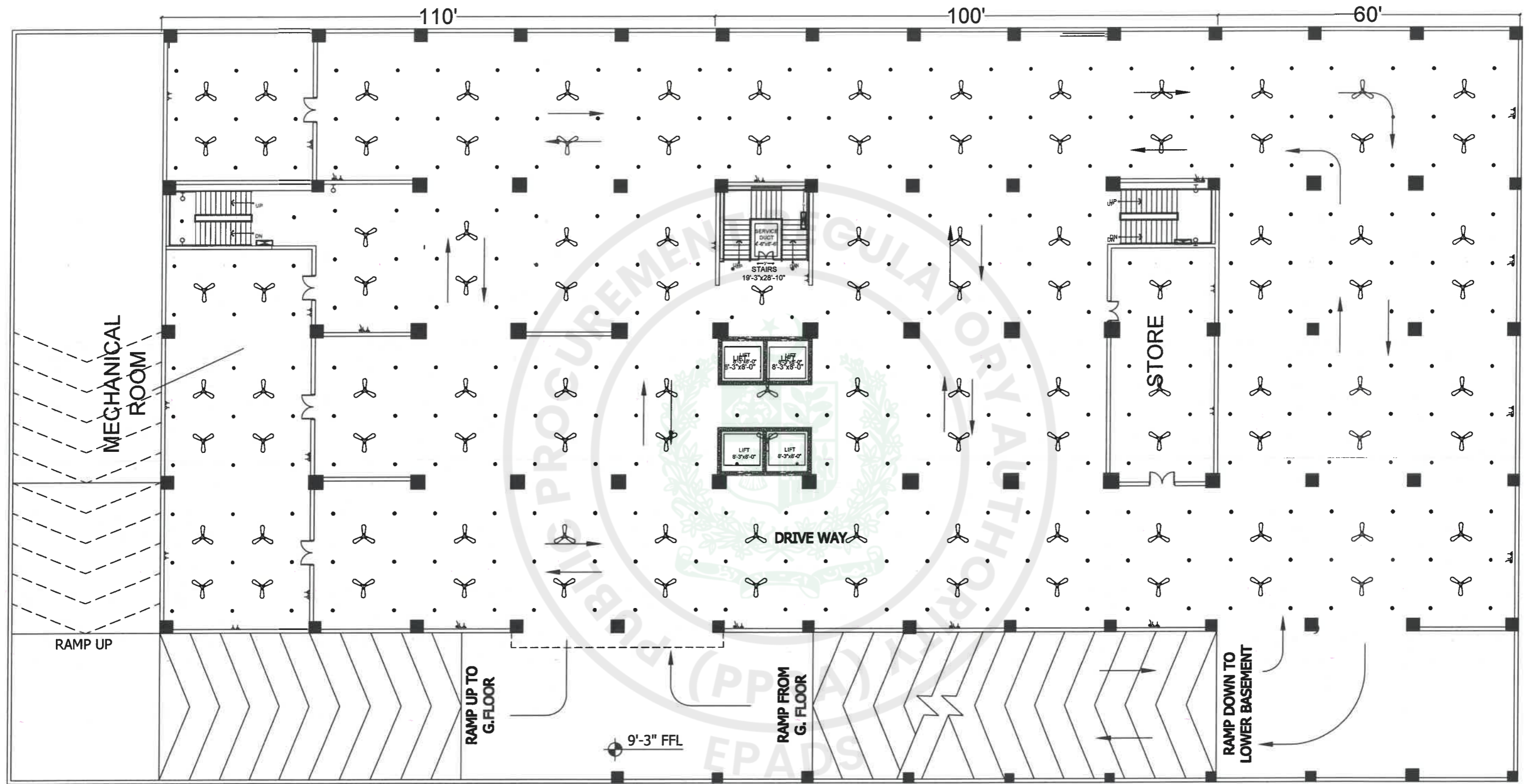
EXECUTING AGENCY:
 D.G (WORKS) CAPITAL DEVELOPMENT AUTHORITY (CDA)
CLIENT & SPONSOR:
 ELECTION COMMISSION OF PAKISTAN
PROJECT ADDRESS: H-11/4, ISLAMABAD

PROJECT: CONSTRUCTION OF FEDERAL ELECTION ACADEMY AND OTHER OFFICES OF ELECTION COMMISSION OF PAKISTAN

DWG. TITLE: ELECTRICAL LEGEND & GENERAL NOTES

REV. NO.	DESCRIPTION	DATE	SIGN	DESIGNER	DATE	SIGN	PRINCIPAL ARCHITECT.	PROJECT ARCHITECT.
				DESIGNER: RIMSHA SABOOR			ATHAR SAEED	RIMSHA SABOOR
				DRAWN: ZAMURAD				
				FILE: _____				
				CHKD: ATHAR SAEED				

SCALE: N.T.S.	DRAWING NO. E-01	REV. 0
DATE: MARCH, 2026		



UPPER BASEMENT FLOOR ELECTRICAL PLAN



TENDER DRAWINGS

CONSULTANTS
 **DEVELOPMENT CONSULTANCY SERVICES (Pvt.) Ltd.**
 Office 27, 2nd Floor, Executive complex, G-8 Markaz, Islamabad
 Phone: 051-8736305

EXECUTING AGENCY:
 D.G (WORKS) CAPITAL DEVELOPMENT AUTHORITY (CDA)
CLIENT & SPONSOR:
 ELECTION COMMISSION OF PAKISTAN
PROJECT ADDRESS:
 H-11/4, ISLAMABAD

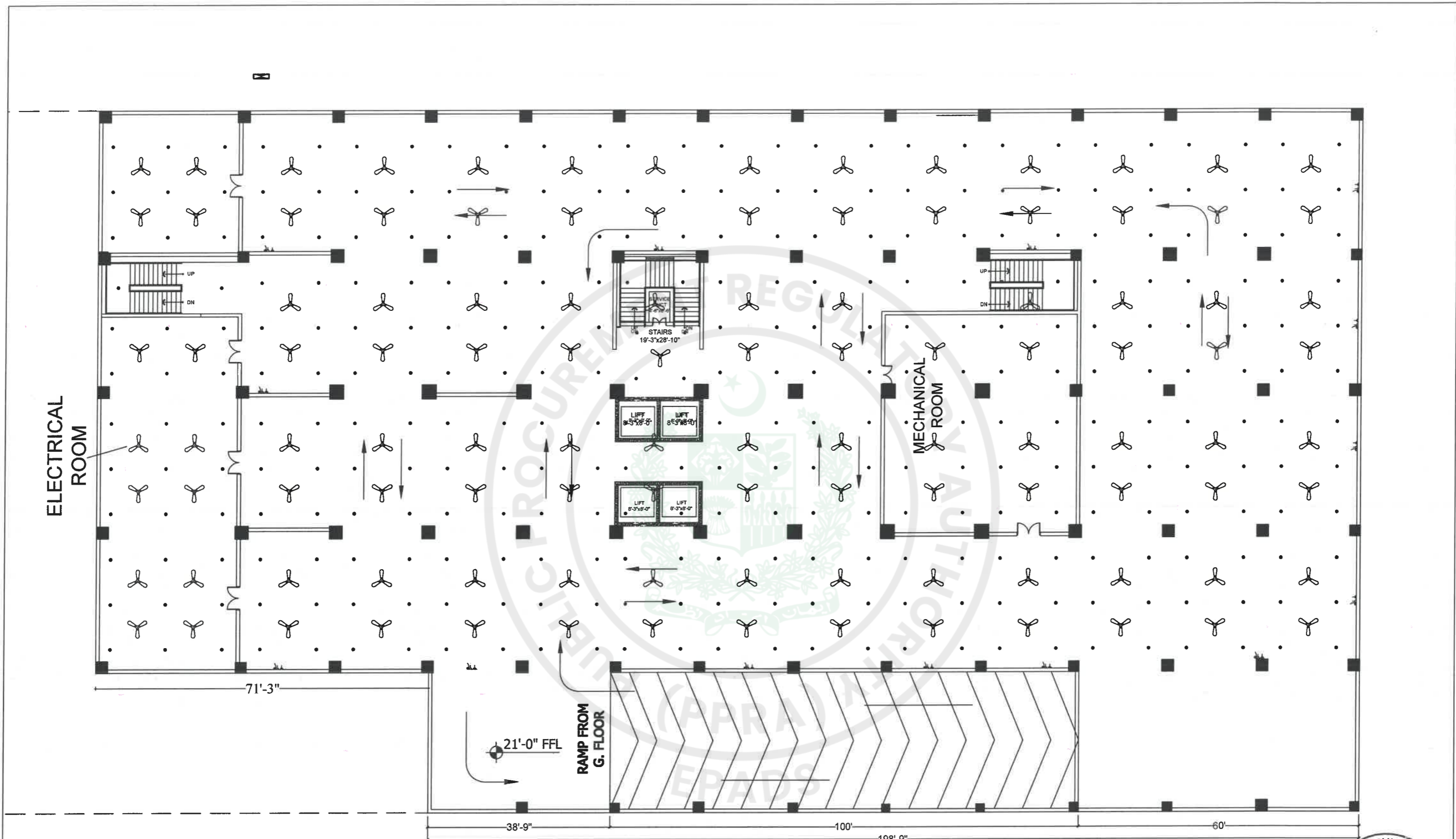
PROJECT:
 CONSTRUCTION OF FEDERAL ELECTION ACADEMY AND OTHER OFFICES OF ELECTION COMMISSION OF PAKISTAN

DWG. TITLE
 UPPER BASEMENT FLOOR LIGHTING & POWER PLAN

REV. NO.	DESCRIPTION	DATE	SIGN.

DESIGNER: RIMSHA SABOOR
DRAWN BY: ZAMURAD
FILED BY:
CHKD. BY: ATHAR SAEED

PRINCIPAL ARCHITECT: ATHAR SAEED
PROJECT ARCHITECT: RIMSHA SABOOR
SCALE: N.T.S.
DATE: MARCH, 2026
DRAWING NO.: E - 02
REV.: 0



LOWER BASEMENT FLOOR ELECTRICAL PLAN



TENDER DRAWINGS

TENDER DRAWING

CONSULTANTS
DEVELOPMENT CONSULTANCY SERVICES (Pvt.) Ltd.
 Office 27, 2nd Floor, Executive complex, G-8 Markaz, Islamabad
 Phone: 051-8736305

EXECUTING AGENCY:
 D.G (WORKS) CAPITAL DEVELOPMENT AUTHORITY (CDA)
CLIENT & SPONSOR:
 ELECTION COMMISSION OF PAKISTAN
PROJECT ADDRESS: H-11/4, ISLAMABAD

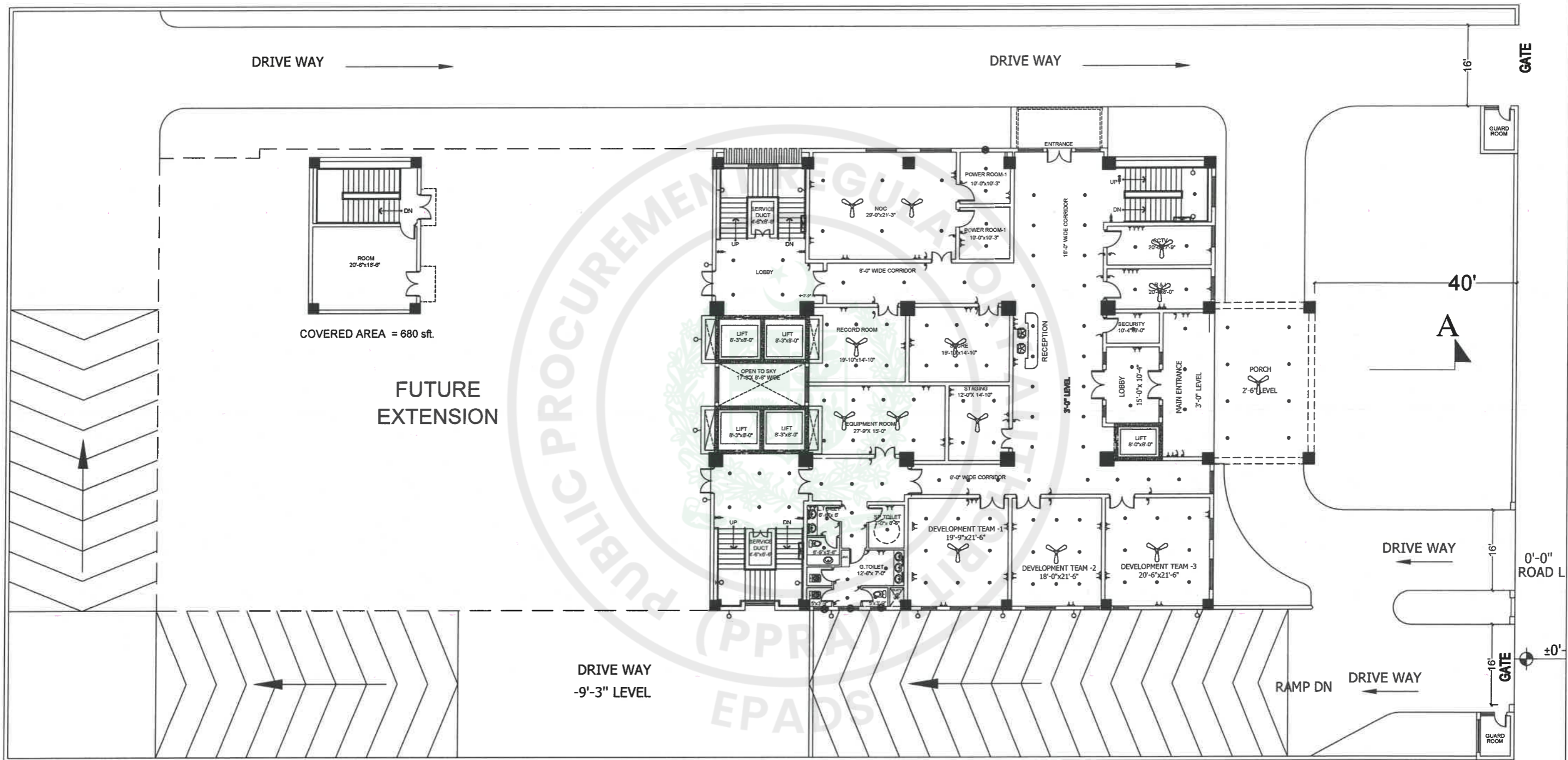
PROJECT: CONSTRUCTION OF FEDERAL ELECTION ACADEMY AND OTHER OFFICES OF ELECTION COMMISSION OF PAKISTAN

DWG. TITLE: LOWER BASEMENT FLOOR LIGHTING & POWER PLAN

REV. NO.	DESCRIPTION	DATE	SIGN.

DESIGNER: RIMSHA SABOOR
 DRAWN BY: ZAMURAD
 FILE: _____
 CHECKED BY: ATHAR SAEED

PRINCIPAL ARCHITECT: ATHAR SAEED		PROJECT ARCHITECT: RIMSHA SABOOR	
SCALE: N.T.S.	DRAWING NO. E - 03	DATE: MARCH, 2026	REV. 0



GROUND FLOOR ELECTRICAL PLAN



TENDER DRAWINGS

TENDER DRAWING

CONSULTANTS
 **DEVELOPMENT CONSULTANCY SERVICES (Pvt.) Ltd.**
 Office 27, 2nd Floor, Executive complex, G-8 Markaz, Islamabad
 Phone: 051-8736305

EXECUTING AGENCY:
 D.G (WORKS) CAPITAL DEVELOPMENT AUTHORITY (CDA)
CLIENT & SPONSOR:
 ELECTION COMMISSION OF PAKISTAN
PROJECT ADDRESS: H-11/4, ISLAMABAD

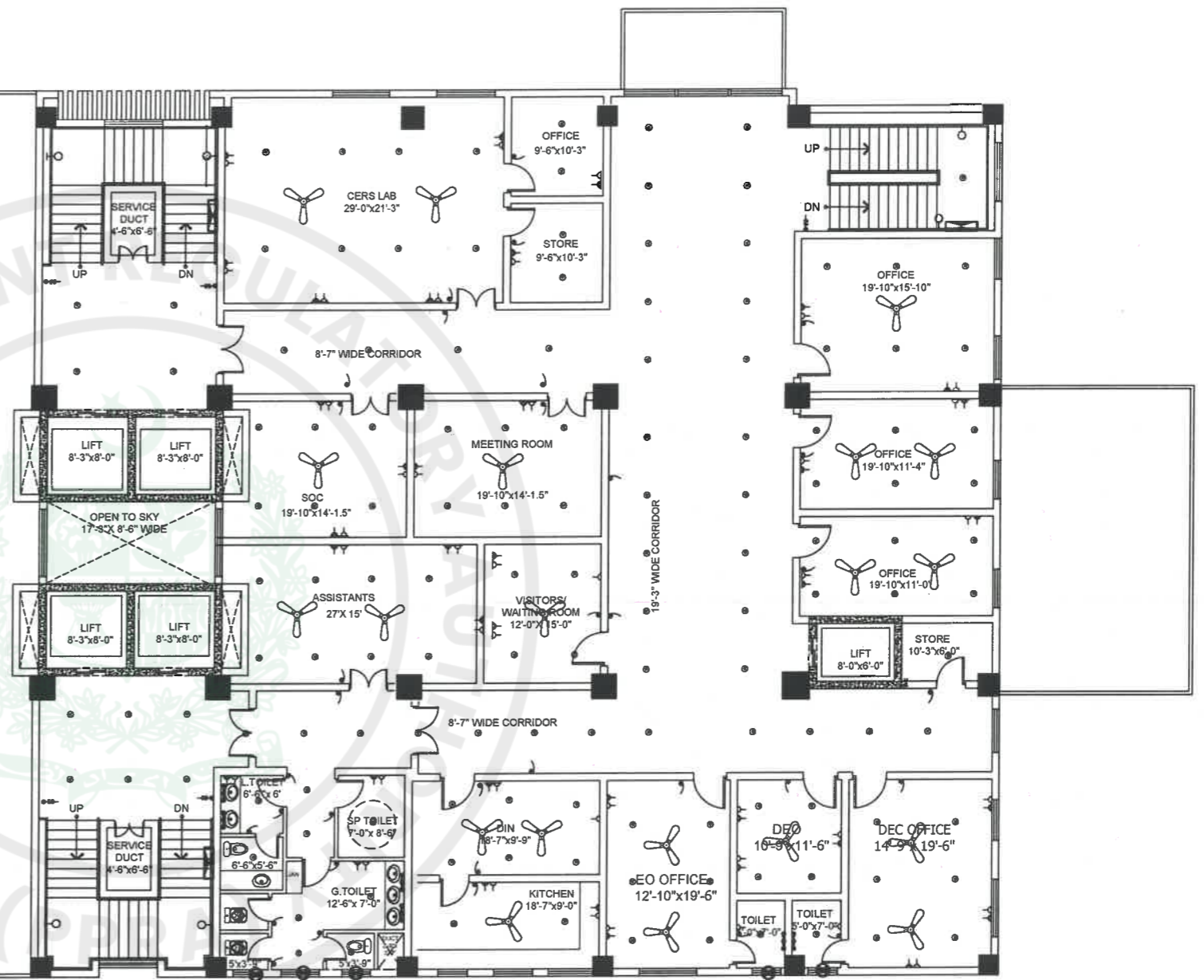
PROJECT: CONSTRUCTION OF FEDERAL ELECTION ACADEMY AND OTHER OFFICES OF ELECTION COMMISSION OF PAKISTAN

DWG. TITLE: GROUND FLOOR LIGHTING & POWER PLAN

REV. NO.	DESCRIPTION	DATE	SIGN

DESIGNER: RIMSHA SABOOR	PRINCIPAL ARCHITECT: ATHAR SAEED	PROJECT ARCHITECT: RIMSHA SABOOR
DRAWN BY: ZAMURAD	SCALE: N.T.S	DRAWING NO. E-04
FILE: _____	DATE: MARCH, 2026	REV. 0
CHKD. ATHAR SAEED		

FUTURE
EXTENSION



FIRST FLOOR ELECTRICAL PLAN



TENDER DRAWING

CONSULTANTS
 **DEVELOPMENT CONSULTANCY SERVICES (Pvt.) Ltd.**
 Office 27, 2nd Floor, Executive complex, G-8 Markaz,
 Islamabad
 Phone: 061-8736305

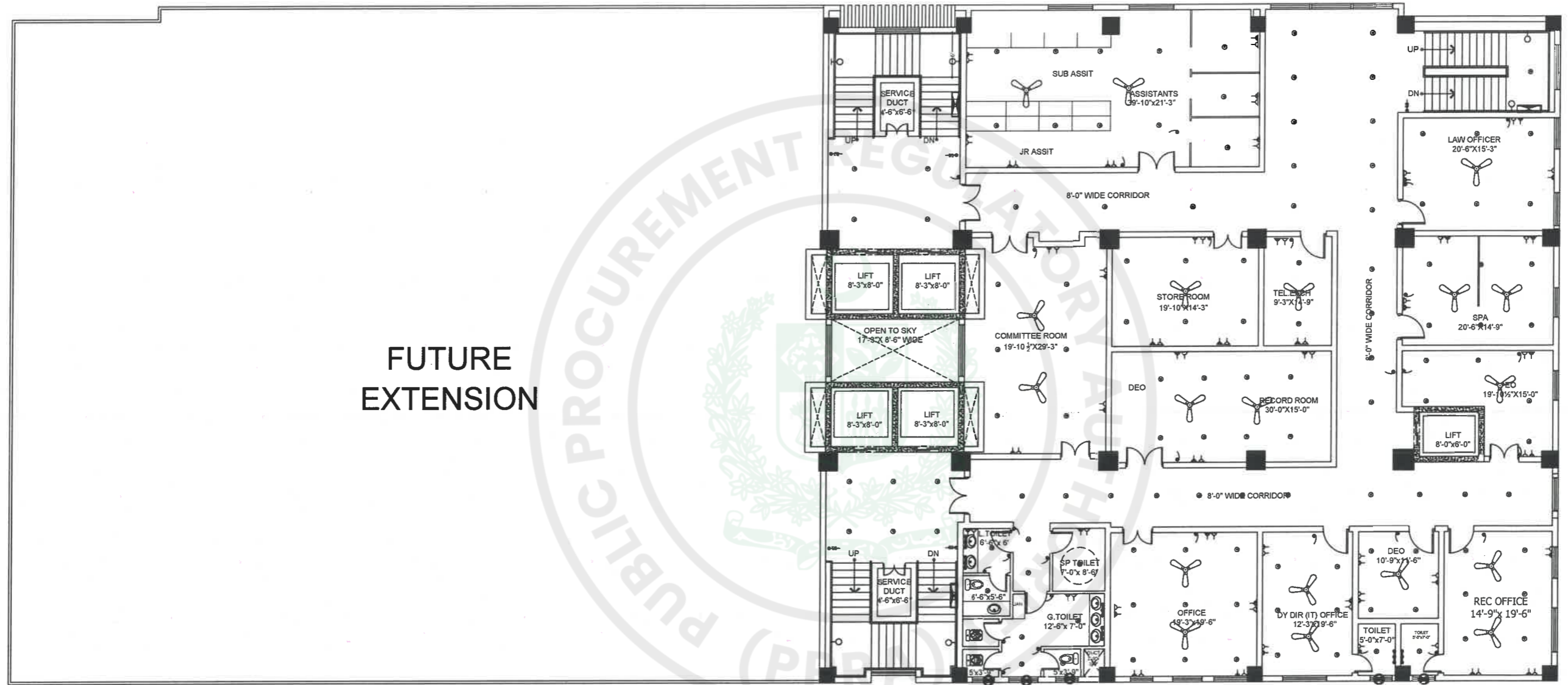
EXECUTING AGENCY:
 D.G (WORKS) CAPITAL
 DEVELOPMENT AUTHORITY (CDA)
CLIENT & SPONSOR:
 ELECTION COMMISSION OF PAKISTAN
PROJECT ADDRESS:
 H-11/4, ISLAMABAD

PROJECT:
 CONSTRUCTION OF
 FEDERAL ELECTION ACADEMY
 AND OTHER OFFICES OF
 ELECTION COMMISSION OF PAKISTAN

DWG. TITLE
 FIRST FLOOR
 LIGHTING & POWER PLAN

REV. NO.	DESCRIPTION	DATE	SIGN

DESIGNER: RIMSHA SABOOR	PRINCIPAL ARCHITECT: ATHAR SAEED	PROJECT ARCHITECT: RIMSHA SABOOR
DRAWN: ZAMURAD	SCALE: N.T.S.	DRAWING NO. E-05
FILE: _____	DATE: MARCH, 2026	REV. 0
CHKD: ATHAR SAEED		



FUTURE
EXTENSION

SECOND FLOOR ELECTRICAL PLAN



TENDER DRAWINGS

TENDER DRAWING

CONSULTANTS
 **DEVELOPMENT CONSULTANCY SERVICES (Pvt.) Ltd.**
 Office 27, 2nd Floor, Executive complex, G-8 Markaz,
 Islamabad
 Phone: 051-8736305

EXECUTING AGENCY :
 D.G (WORKS) CAPITAL
 DEVELOPMENT AUTHORITY (CDA)
CLIENT & SPONSOR:
 ELECTION COMMISSION OF PAKISTAN
PROJECT ADDRESS: H-11/4, ISLAMABAD

PROJECT:
 CONSTRUCTION OF
 FEDERAL ELECTION ACADEMY
 AND OTHER OFFICES OF
 ELECTION COMMISSION OF PAKISTAN

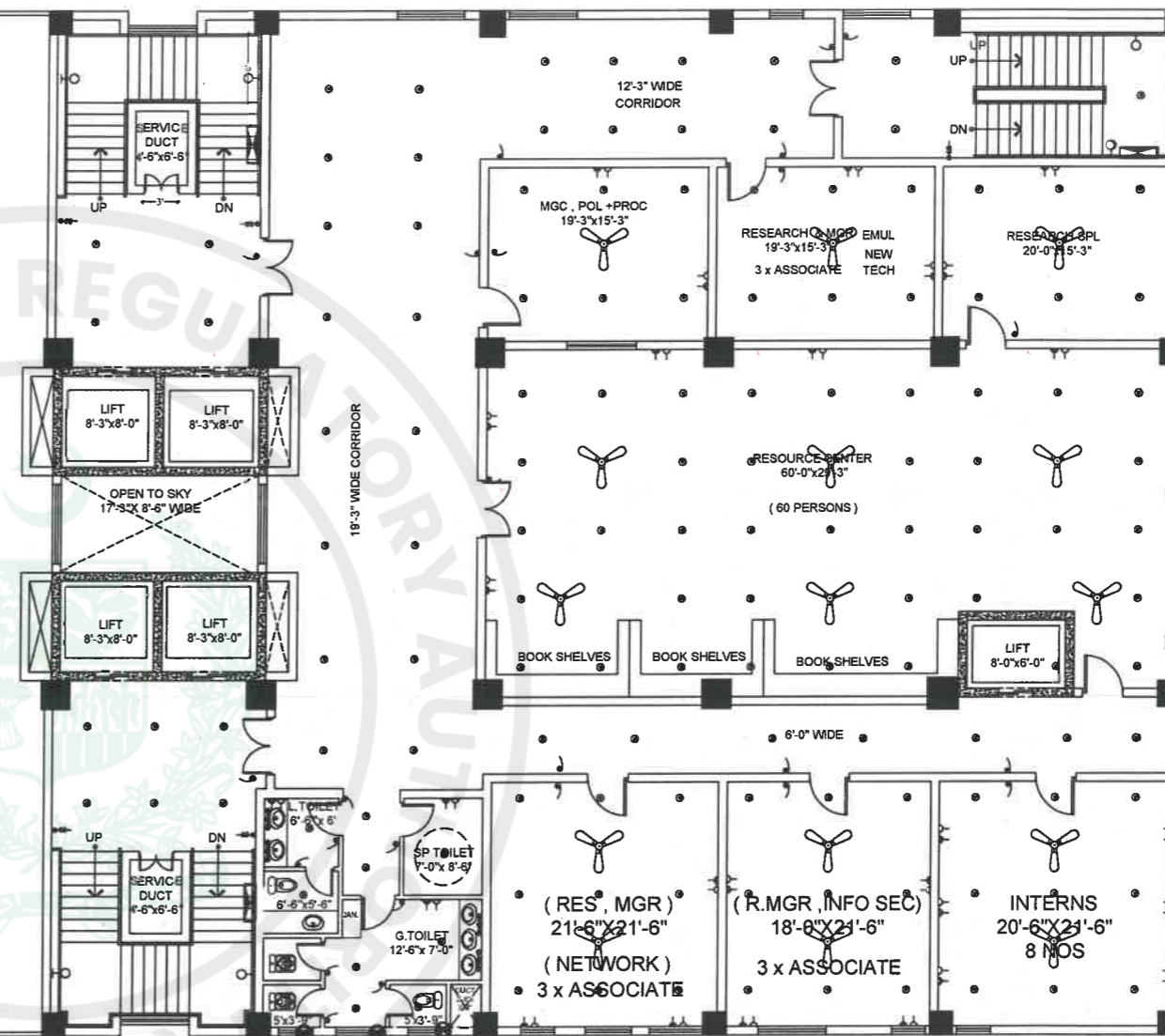
DWG. TITLE
 SECOND FLOOR
 LIGHTING & POWER PLAN

REV. NO.	DESCRIPTION	DATE	SIGN

DESIGNER: RIMSHA SABOOR
DRAWN BY: ZAMURAD
FILED: _____
CHKD.: ATHAR SAEED

PRINCIPAL ARCHITECT: _____
PROJECT ARCHITECT: RIMSHA SABOOR
SCALE: N.T.S
DATE: MARCH, 2025
DRAWING NO.: E - 06
REV.: 0

FUTURE
EXTENSION



THIRD FLOOR ELECTRICAL PLAN



TENDER DRAWINGS

TENDER DRAWING

CONSULTANTS
 **DEVELOPMENT CONSULTANCY SERVICES (Pvt.) Ltd.**
 Office 27, 2nd Floor, Executive complex, G-8 Markaz,
 Islamabad
 Phone: 051-8736305

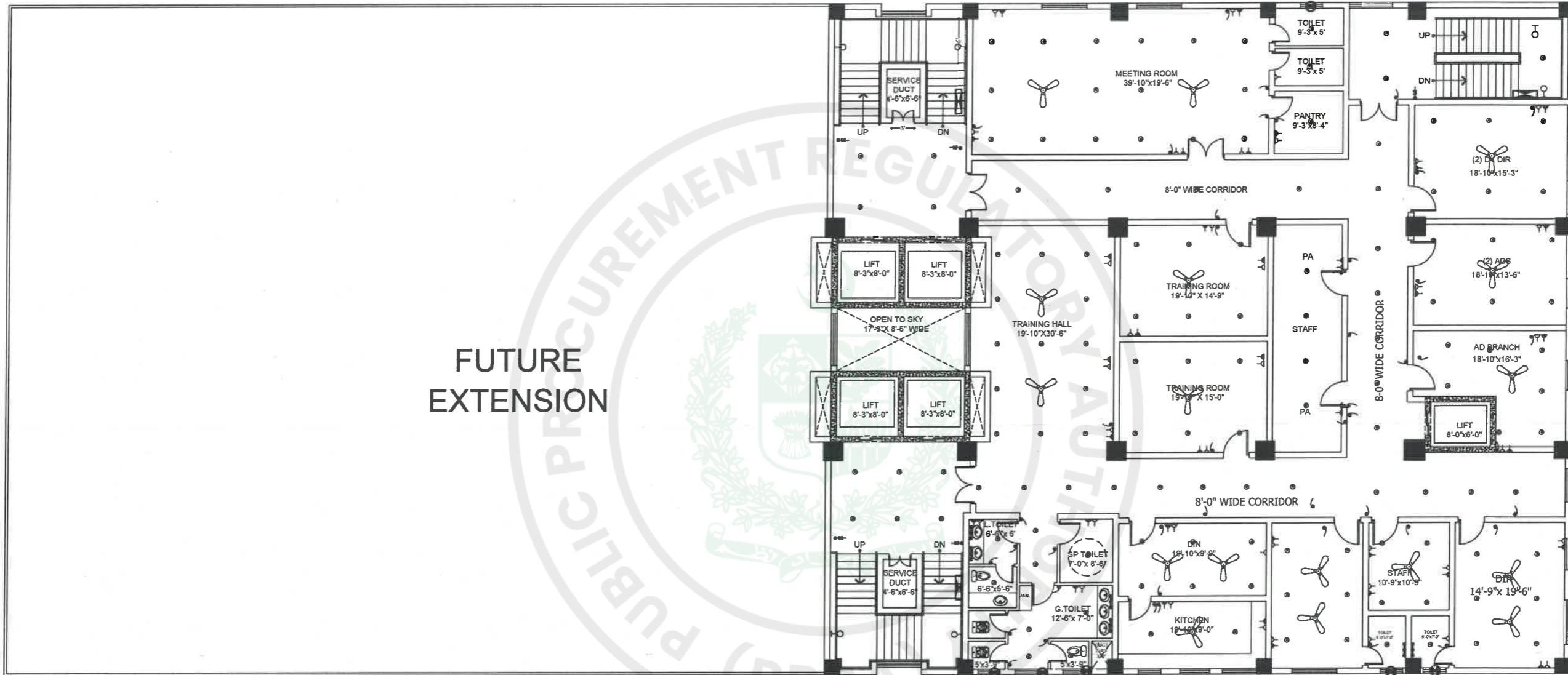
EXECUTING AGENCY :
 D.G (WORKS) CAPITAL
 DEVELOPMENT AUTHORITY (CDA)
CLIENT & SPONSOR:
 ELECTION COMMISSION OF PAKISTAN
PROJECT ADDRESS:
 H-11/4, ISLAMABAD

PROJECT:
 CONSTRUCTION OF
 FEDERAL ELECTION ACADEMY
 AND OTHER OFFICES OF
 ELECTION COMMISSION OF PAKISTAN

DWG. TITLE
 THIRD FLOOR
 LIGHTING & POWER PLAN

REV. NO.	DESCRIPTION	DATE	SIGN

DESIGNER: RIMSHA SABOOR	PRINCIPAL ARCHITECT: ATHAR SAEED	PROJECT ARCHITECT: RIMSHA SABOOR
DRAWN: ZAMURAD	SCALE: N.T.S	DRAWING NO. E-07
FILE: _____	DATE: MARCH, 2026	REV. 0
CHKD: ATHAR SAEED		



FUTURE
EXTENSION

FOURTH FLOOR ELECTRICAL PLAN



TENDER DRAWINGS

TENDER DRAWING

CONSULTANTS
 **DEVELOPMENT CONSULTANCY SERVICES (Pvt.) Ltd.**
 Office 27, 2nd Floor, Executive complex, G-8 Markaz,
 Islamabad
 Phone: 051-8736305

EXECUTING AGENCY:
 D.G (WORKS) CAPITAL
 DEVELOPMENT AUTHORITY (CDA)
CLIENT & SPONSOR:
 ELECTION COMMISSION OF PAKISTAN
PROJECT ADDRESS: H-11/4, ISLAMABAD

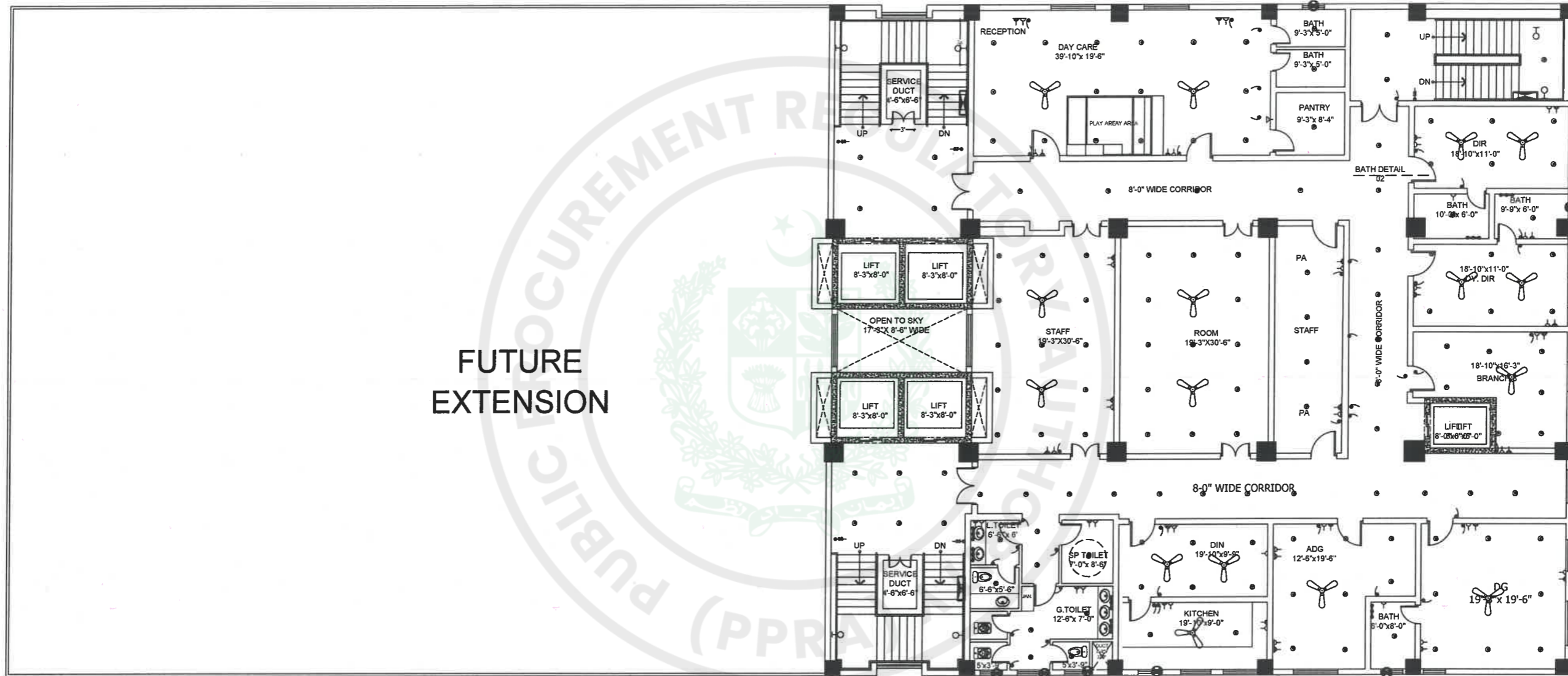
PROJECT:
 CONSTRUCTION OF
 FEDERAL ELECTION ACADEMY
 AND OTHER OFFICES OF
 ELECTION COMMISSION OF PAKISTAN

DWG. TITLE
 FOURTH FLOOR
 LIGHTING & POWER PLAN

REV. NO.	DESCRIPTION	DATE	SIGN

DESIGNER	DATE	SIGNATURE	SCALE	DATE
DES. RIMSHA SABOOR			N.T.S	
DWN. ZAMURAD				
FILE				
CHKD. ATHAR SAEED				

PRINCIPAL ARCHITECT.	PROJECT ARCHITECT.	DRAWING NO.	REV.
ATHAR SAEED	RIMSHA SABOOR	E - 08	0



FUTURE
EXTENSION

FIFTH FLOOR ELECTRICAL PLAN



TENDER DRAWINGS

TENDER DRAWING

CONSULTANTS
 **DEVELOPMENT CONSULTANCY SERVICES (Pvt.) Ltd.**
 Office 27, 2nd Floor, Executive complex, G-8 Markaz, Islamabad
 Phone: 061-8736305

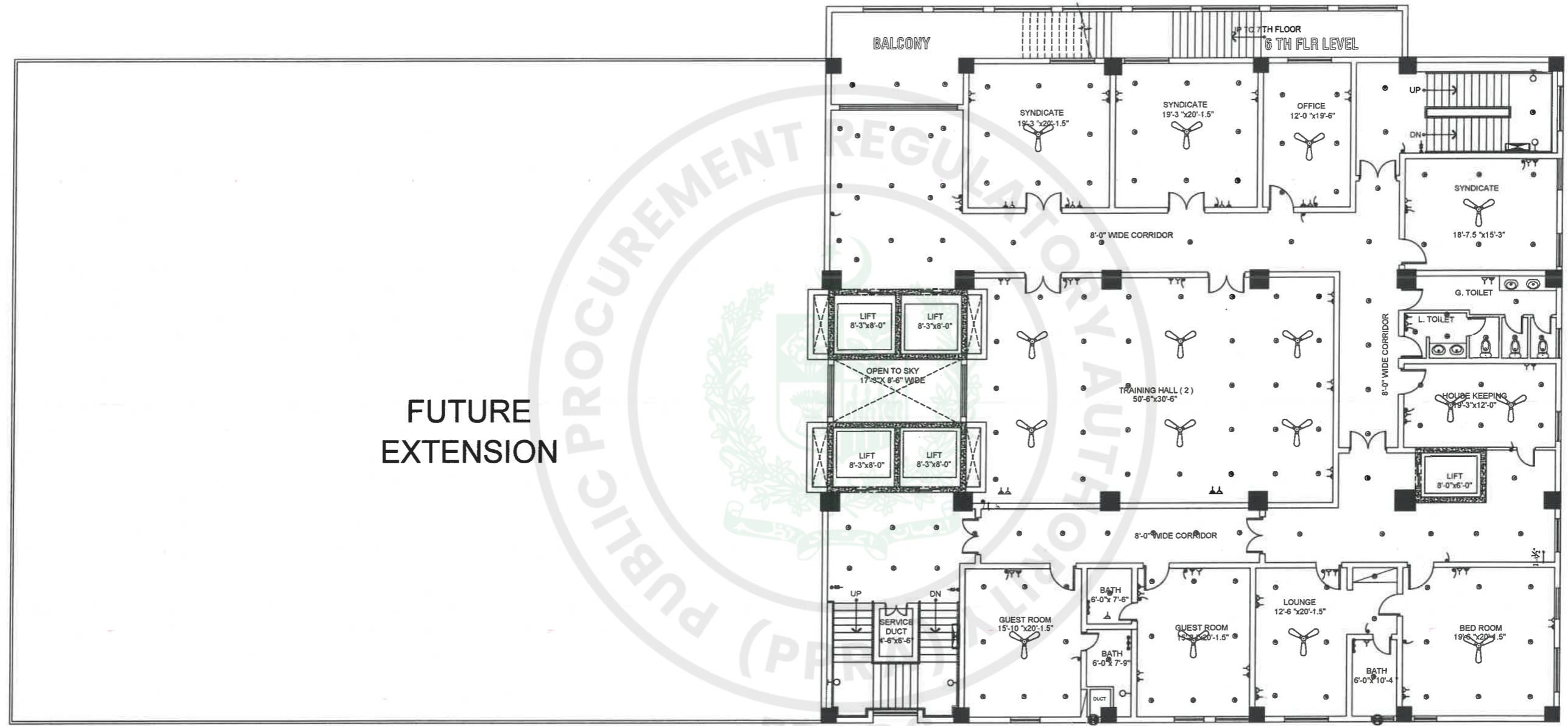
EXECUTING AGENCY :
 D.G (WORKS) CAPITAL DEVELOPMENT AUTHORITY (CDA)
CLIENT & SPONSOR:
 ELECTION COMMISSION OF PAKISTAN
PROJECT ADDRESS: H-11/4, ISLAMABAD

PROJECT:
 CONSTRUCTION OF FEDERAL ELECTION ACADEMY AND OTHER OFFICES OF ELECTION COMMISSION OF PAKISTAN

DWG. TITLE
 FIFTH FLOOR LIGHTING & POWER PLAN

REV. NO.	DESCRIPTION	DATE	SIGN

DESIGNER: RIMSHA SABOOR	PRINCIPAL ARCHITECT: ATHAR SAEED	PROJECT ARCHITECT: RIMSHA SABOOR
DRAWN: ZAMURAD	SCALE: N.T.S	DRAWING NO.: E - 09
FILE: _____	DATE: MARCH, 2026	REV.: 0
CHKD.: ATHAR SAEED		



FUTURE
EXTENSION

SIXTH FLOOR ELECTRICAL PLAN



TENDER DRAWINGS

TENDER DRAWING

CONSULTANTS
 **DEVELOPMENT CONSULTANCY SERVICES (Pvt.) Ltd.**
 Office 27, 2nd Floor, Executive complex, G-8 Markaz,
 Islamabad
 Phone: 051-8736305

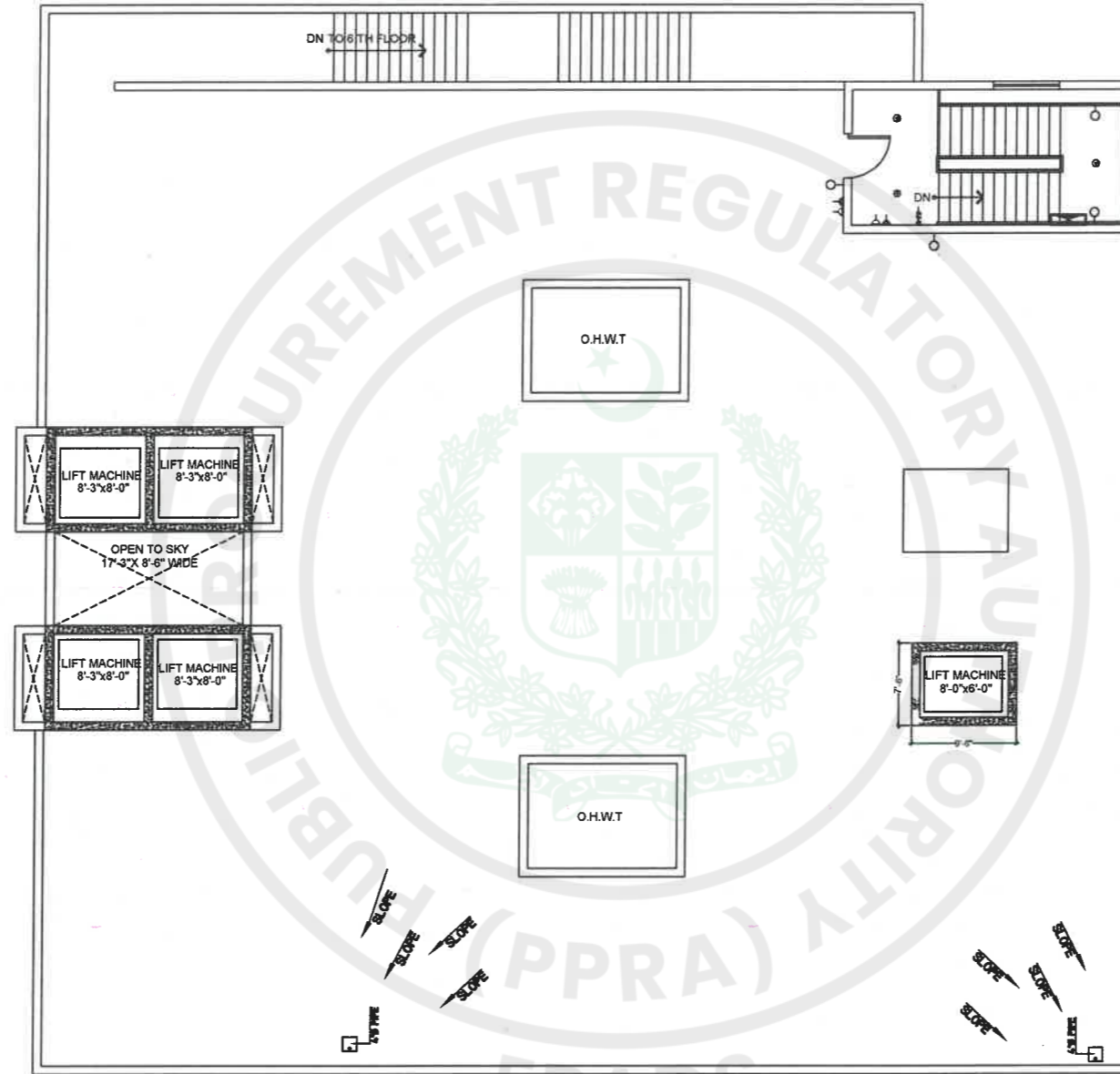
EXECUTING AGENCY:
 D.G (WORKS) CAPITAL
 DEVELOPMENT AUTHORITY (CDA)
CLIENT & SPONSOR:
 ELECTION COMMISSION OF PAKISTAN
PROJECT ADDRESS:
 H-11/4, ISLAMABAD

PROJECT:
 CONSTRUCTION OF
 FEDERAL ELECTION ACADEMY
 AND OTHER OFFICES OF
 ELECTION COMMISSION OF PAKISTAN

DWG. TITLE
 SIXTH FLOOR
 LIGHTING & POWER PLAN

REV. NO.	DESCRIPTION	DATE	SIGN.

DESIGN: RIMSHA SABOOR	PRINCIPAL ARCHITECT.	PROJECT ARCHITECT.
DWN: ZAMURAD	ATHAR SAEED.	RIMSHA SABOOR
FILE: _____	SCALE: N.T.S.	DRAWING NO.
CKD: ATHAR SAEED.	DATE: MARCH, 2026	E - 10
		REV.
		0



MUMTY FLOOR ELECTRICAL PLAN



TENDER DRAWINGS

TENDER DRAWING


CONSULTANTS
DEVELOPMENT CONSULTANCY SERVICES (Pvt.) Ltd.
 Office 27, 2nd Floor, Executive complex, G-8 Markaz, Islamabad
 Phone: 051-8736305

EXECUTING AGENCY :
 D.G (WORKS) CAPITAL DEVELOPMENT AUTHORITY (CDA)
CLIENT & SPONSOR:
 ELECTION COMMISSION OF PAKISTAN
PROJECT ADDRESS: H-11/4, ISLAMABAD

PROJECT: CONSTRUCTION OF FEDERAL ELECTION ACADEMY AND OTHER OFFICES OF ELECTION COMMISSION OF PAKISTAN

DWG. TITLE
 MUMTY & ROOF TOP LIGHTING & POWER PLAN

REV. NO.	DESCRIPTION	DATE	SIGN	DESIGNER	DATE	SCALE	DRAWING NO.	REV.
				DESIGNER: RIMSHA SABOOR		N.T.S	E - 11	0
				DRAWN: ZAMURAD				
				FILE: _____				
				CHKD: ATHAR SAEED	MARCH, 2026			



TELEPHONE / CCTV & FIRE ALARM DRAWINGS



TENDER DRAWINGS

LIST OF DRAWINGS

TELEPHONE, CCTV & FIRE ALARM

S.NO.	TITLE	DRG.NO.
1	LIST OF DRAWINGS	EL - 00
2	LEGEND & GENERAL NOTES	EL - 01
3	UPPER BASEMENT FLOOR TELEPHONE, CCTV & FIRE ALARM PLAN	EL - 02
4	LOWER BASEMENT FLOOR TELEPHONE, CCTV & FIRE ALARM PLAN	EL - 03
5	GROUND FLOOR TELEPHONE, CCTV & FIRE ALARM PLAN	EL - 04
6	FIRST FLOOR TELEPHONE, CCTV & FIRE ALARM PLAN	EL - 05
7	SECOND FLOOR TELEPHONE, CCTV & FIRE ALARM PLAN	EL - 06
8	THIRD FLOOR TELEPHONE, CCTV & FIRE ALARM PLAN	EL - 07
9	FOURTH FLOOR TELEPHONE, CCTV & FIRE ALARM PLAN	EL - 08
10	FIFTH FLOOR TELEPHONE, CCTV & FIRE ALARM SYSTEM PLAN	EL - 09
11	SIXTH FLOOR TELEPHONE, CCTV & FIRE ALARM SYSTEM PLAN	EL - 10
12		
13		
14		



TENDER DRAWINGS

CONSULTANTS

DEVELOPMENT CONSULTANCY SERVICES (PVT.) LTD.
 Office 27, 2nd Floor, Executive complex, G-8 Markaz,
 Islamabad
 Phone: 051-8736305

EXECUTING AGENCY:
 D.G (WORKS) CAPITAL
 DEVELOPMENT AUTHORITY (CDA)
CLIENT & SPONSOR:
 ELECTION COMMISSION OF PAKISTAN
PROJECT ADDRESS: H-11/4, ISLAMABAD

PROJECT: CONSTRUCTION OF
 FEDERAL ELECTION ACADEMY
 AND OTHER OFFICES OF
 ELECTION COMMISSION OF PAKISTAN

DWG. TITLE
 LIST OF DRAWINGS

REV. NO.	DESCRIPTION	DATE	SIGN	DESIGNER	PRINCIPAL ARCHITECT.	PROJECT ARCHITECT.
				DESIGNER: RIMSHA SABOOR	PRINCIPAL ARCHITECT: ATHAR SAEED	PROJECT ARCHITECT: RIMSHA SABOOR
				DWN: ZAMURAD		
				FILE: _____		
				CHKD: ATHAR SAEED		

SCALE N.T.S	DRAWING NO.
DATE MARCH, 2025	EL - 00
	REV. 0

GENERAL NOTES:

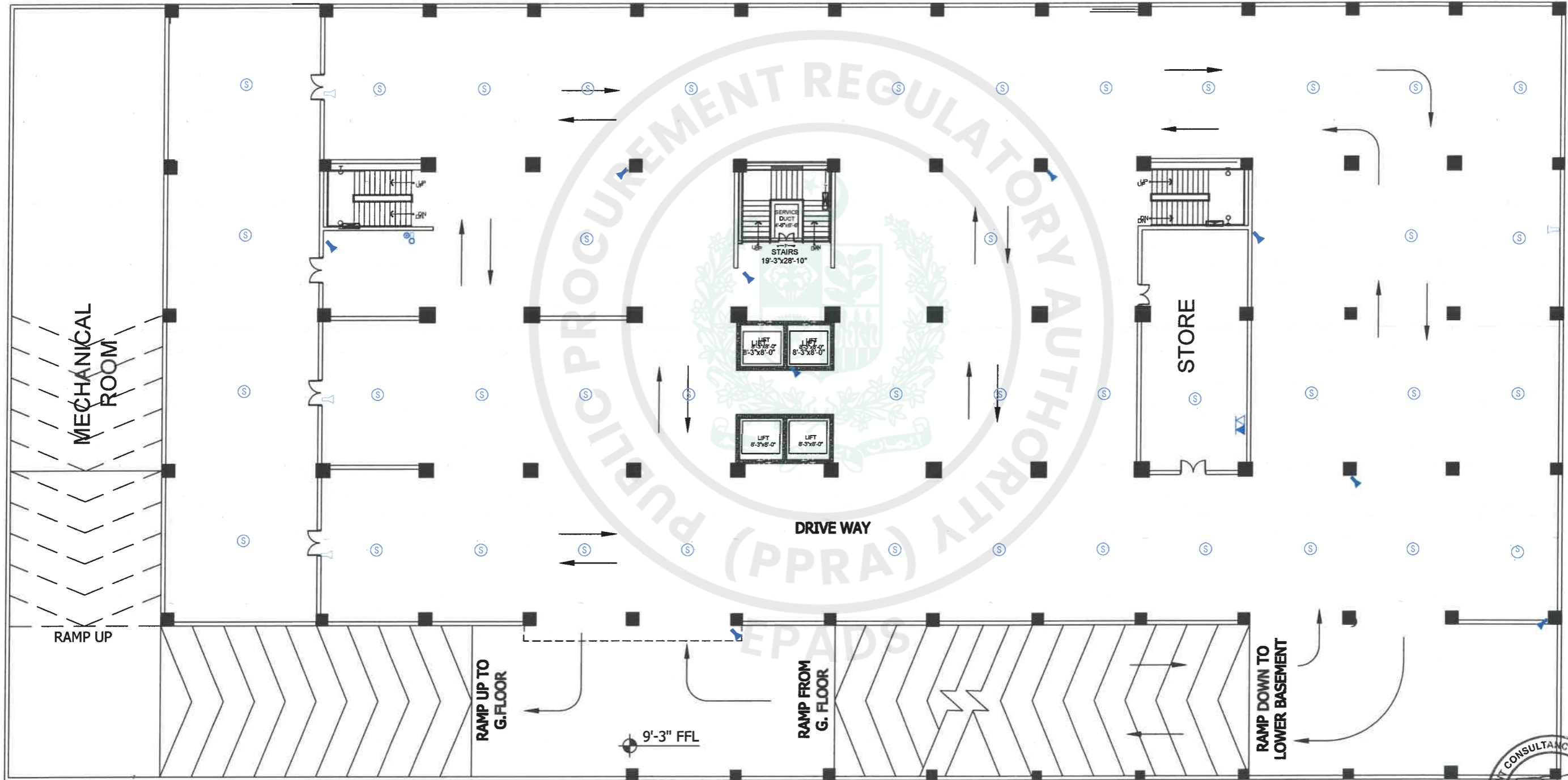
01. Wiring from switch to light point & point to point with 3x1.5 mm sq copper conductor pakistan cable.
02. Light,power(normal/ups)Circuit Wiring from Distribution Board to switch board with 3x2.5 mm sq copper conductor pakistan cable.
03. Power for A/C Unit Circuit Wiring from Distribution Board to switch socket with 3x4 mm sq copper conductor pakistan cable.
04. PVC Pipe make beta of shafi sons lahore.
05. Distribution Boards should be lockable ,powder coated, neutral/earth links & connected to earth point.
06. All telephone,TV.points are to be connected to Telephone Junction Box with independent cables.
07. pvc pipe required for main incoming cable as noted on drawing For each Distribution Board.
08. 2x 1" dia pvc pipe is required for main incoming telephone and TVcable.
09. Telephone wiring with 2 pair Telephone cable.
10. Contractor to Adjust at Points & Lights as per architectural layout of respective branch.
11. All telephone,net,tv wiring should be through telephone junction box of individual floor
12. FIRE ALARM POINTS ARE TO BE CONNECTED TO FIRE ALARM CONTROL PANEL WITH INDEPENDENT CABLES & PIPES.
13. FIRE ALARM PANEL DIGITAL VIDEO RECORDER, VOICE CONTROL PANEL SHALL BE UNDER SURVEILLANCE OF SECURITY STAFF.
14. THE INSTALLATION OF FIRE ALARM SYSTEMS SHALL BE IN ACCORDANCE WITH NFPA 72.

LEGEND		
S.NO	SYMBOLS	DESCRIPTION
FIRE ALARM SYSTEM		
15	(S)	SMOKE DECTOR
16	(H)	HEAT DECTOR
17	○/□	MANUAL BREAK GLASS/BELL
18	(B)	FIRE ARARM 6" DIA CRONG ARAM BELL
19	F.A.C.P	FIRE ALARM CONTROL PANEL 12 ZONE
20	F.A.R.P	FIRE ALARM PEPEATER PANEL 12 ZONE
TELEPHONE SYSTEM		
21	E.P.A.B.X	TELEPHONE EXCHANGE
22	T.J.B	TELEPHONE JUNCTION BOX
23	◀	TELEPHONE SOCKET OUT LET
24	◀	NETWORKING SOCKET OUT LET
C.C.T.V SYSTEM		
25	📺	FIXED CCD COLOR CAMERA
26	📺	ROTATION CCD COLOR CAMERA
27	M.V.R	MONITOR VIDEO RECORDER



TENDER DRAWINGS

CONSULTANTS DEVELOPMENT CONSULTANCY SERVICES (Pvt) Ltd. Office 27, 2nd Floor, Executive complex, G-8 Markaz, Islamabad Phone: 051-8736305	EXECUTING AGENCY: D.G (WORKS) CAPITAL DEVELOPMENT AUTHORITY (CDA) CLIENT & SPONSOR: ELECTION COMMISSION OF PAKISTAN PROJECT ADDRESS: H-11/4, ISLAMABAD	PROJECT: CONSTRUCTION OF FEDERAL ELECTION ACADEMY AND OTHER OFFICES OF ELECTION COMMISSION OF PAKISTAN	DWG. TITLE LEGEND & GENERAL NOTES	<table border="1" style="width: 100%; border-collapse: collapse;"> <tr> <th>REV. NO.</th> <th>DESCRIPTION</th> <th>DATE</th> <th>SIGN</th> </tr> <tr> <td> </td> <td> </td> <td> </td> <td> </td> </tr> <tr> <td> </td> <td> </td> <td> </td> <td> </td> </tr> <tr> <td> </td> <td> </td> <td> </td> <td> </td> </tr> </table>	REV. NO.	DESCRIPTION	DATE	SIGN													<table border="1" style="width: 100%; border-collapse: collapse;"> <tr> <td style="width: 50%;">DESIGNER: RIMSHA SABOOR</td> <td style="width: 50%;">PRINCIPAL ARCHITECT: ATHAR SAEED</td> </tr> <tr> <td>DRAWN: ZAMURAD</td> <td>PROJECT ARCHITECT: RIMSHA SABOOR</td> </tr> <tr> <td>FILE: _____</td> <td>SCALE: N.T.S</td> </tr> <tr> <td>CHECKED: ATHAR SAEED</td> <td>DATE: MARCH, 2026</td> </tr> </table>	DESIGNER: RIMSHA SABOOR	PRINCIPAL ARCHITECT: ATHAR SAEED	DRAWN: ZAMURAD	PROJECT ARCHITECT: RIMSHA SABOOR	FILE: _____	SCALE: N.T.S	CHECKED: ATHAR SAEED	DATE: MARCH, 2026
REV. NO.	DESCRIPTION	DATE	SIGN																										
DESIGNER: RIMSHA SABOOR	PRINCIPAL ARCHITECT: ATHAR SAEED																												
DRAWN: ZAMURAD	PROJECT ARCHITECT: RIMSHA SABOOR																												
FILE: _____	SCALE: N.T.S																												
CHECKED: ATHAR SAEED	DATE: MARCH, 2026																												
				<table border="1" style="width: 100%; border-collapse: collapse;"> <tr> <th colspan="2">DRAWING NO.</th> <th>REV.</th> </tr> <tr> <td colspan="2" style="text-align: center; font-size: 1.2em;">EL - 01</td> <td style="text-align: center;">0</td> </tr> </table>	DRAWING NO.		REV.	EL - 01		0																			
DRAWING NO.		REV.																											
EL - 01		0																											



UPPER BASEMENT FLOOR TELEPHONE & CCTV & FIRE ALARM PLAN

TENDER DRAWINGS



CONSULTANTS
DEVELOPMENT CONSULTANCY SERVICES (Pvt.) Ltd.
 Office 27, 2nd Floor, Executive complex, G-8 Markaz, Islamabad
 Phone: 051-8736305

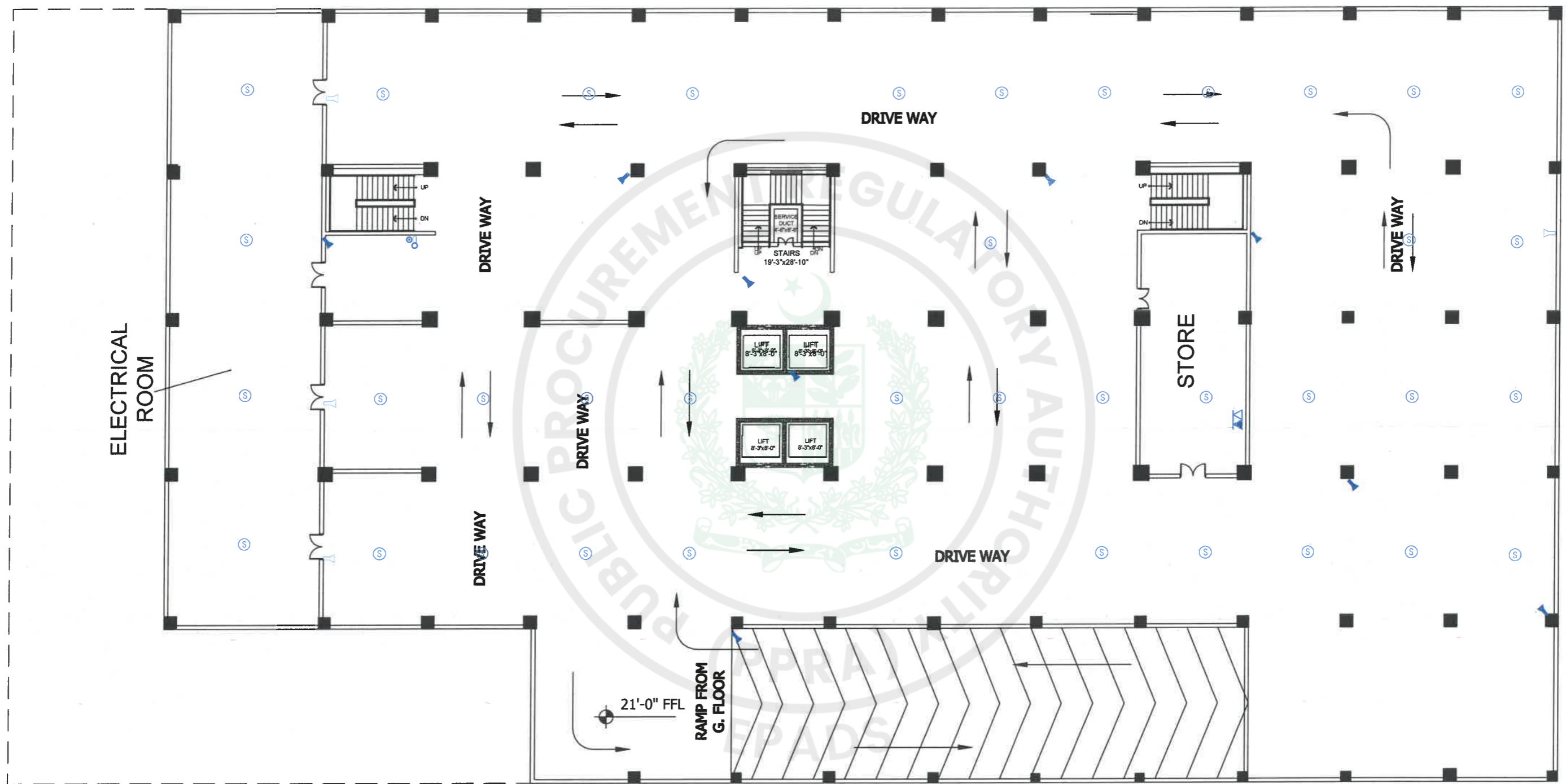
EXECUTING AGENCY:
 D.G (WORKS) CAPITAL DEVELOPMENT AUTHORITY (CDA)
CLIENT & SPONSOR:
 ELECTION COMMISSION OF PAKISTAN
PROJECT ADDRESS: H-11/4, ISLAMABAD

PROJECT: CONSTRUCTION OF FEDERAL ELECTION ACADEMY AND OTHER OFFICES OF ELECTION COMMISSION OF PAKISTAN

DWG. TITLE
 UPPER BASEMENT FLOOR TELEPHONE, CCTV & FIRE ALARM PLAN

REV. NO.	DESCRIPTION	DATE	SIGN.


DES. RIMSHA SABOOR	PRINCIPAL ARCHITECT.	PROJECT ARCHITECT.
DWN. ZAMURAD	ATHAR SAEED.	RIMSHA SABOOR
FILE	SCALE: N.T.S.	DRAWING NO.
CKD. ATHAR SAEED.	DATE: MARCH, 2026	EL - 02
		REV. 0

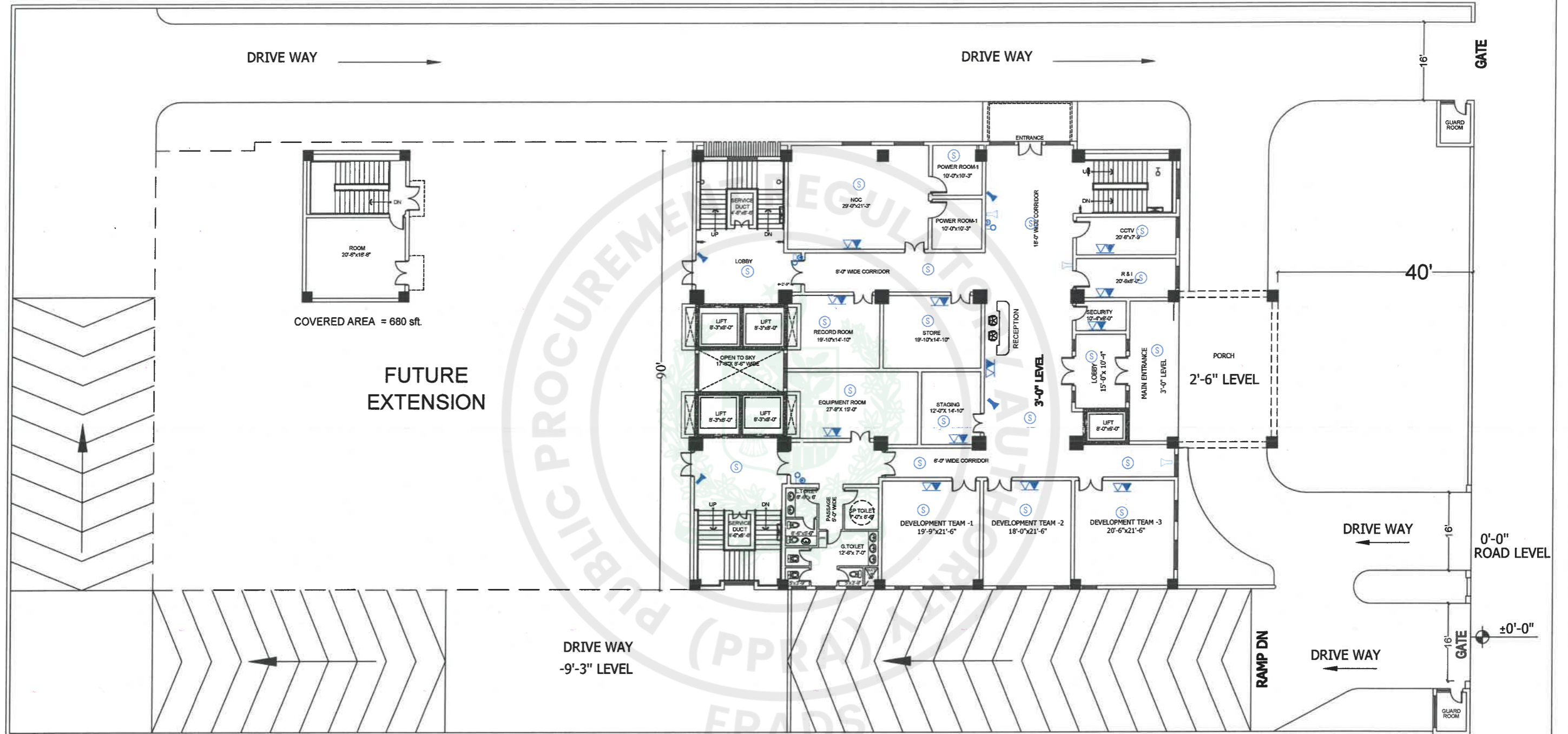


LOWER BASEMENT FLOOR TELPHONE & CCTV & FIRE ALARM PLAN



TENDER DRAWINGS

CONSULTANTS  DEVELOPMENT CONSULTANCY SERVICES (Pvt.) Ltd. Office 27, 2nd Floor, Executive complex, G-8 Markaz, Islamabad Phone: 061-8736305	EXECUTING AGENCY : D.G (WORKS) CAPITAL DEVELOPMENT AUTHORITY (CDA) CLIENT & SPONSOR: ELECTION COMMISSION OF PAKISTAN PROJECT ADDRESS: H-11/4, ISLAMABAD	PROJECT: CONSTRUCTION OF FEDERAL ELECTION ACADEMY AND OTHER OFFICES OF ELECTION COMMISSION OF PAKISTAN	DWG. TITLE LOWER BASEMENT FLOOR TELPHONE , CCTV & FIRE ALARM PLAN	<table border="1"> <thead> <tr> <th>REV. NO.</th> <th>DESCRIPTION</th> <th>DATE</th> <th>SIGN.</th> </tr> </thead> <tbody> <tr> <td> </td> <td> </td> <td> </td> <td> </td> </tr> <tr> <td> </td> <td> </td> <td> </td> <td> </td> </tr> <tr> <td> </td> <td> </td> <td> </td> <td> </td> </tr> </tbody> </table>	REV. NO.	DESCRIPTION	DATE	SIGN.													<table border="1"> <tr> <td>DESIGNER: RIMSHA SABOOR</td> <td>PRINCIPAL ARCHITECT: ATHAR SAEED.</td> <td>PROJECT ARCHITECT: RIMSHA SABOOR</td> </tr> <tr> <td>DRAWN: ZAMURAD</td> <td>SCALE: N.T.S</td> <td>DRAWING NO.: EL - 03</td> </tr> <tr> <td>FILE: </td> <td>DATE: MARCH, 2026</td> <td>REV.: 0</td> </tr> <tr> <td>CKD: ATHAR SAEED.</td> <td> </td> <td> </td> </tr> </table>	DESIGNER: RIMSHA SABOOR	PRINCIPAL ARCHITECT: ATHAR SAEED.	PROJECT ARCHITECT: RIMSHA SABOOR	DRAWN: ZAMURAD	SCALE: N.T.S	DRAWING NO.: EL - 03	FILE: 	DATE: MARCH, 2026	REV.: 0	CKD: ATHAR SAEED.		
	REV. NO.	DESCRIPTION	DATE	SIGN.																													
DESIGNER: RIMSHA SABOOR	PRINCIPAL ARCHITECT: ATHAR SAEED.	PROJECT ARCHITECT: RIMSHA SABOOR																															
DRAWN: ZAMURAD	SCALE: N.T.S	DRAWING NO.: EL - 03																															
FILE: 	DATE: MARCH, 2026	REV.: 0																															
CKD: ATHAR SAEED.																																	
e-Pak Acquisition and Disposal System (EPADS) generated document © 2026				Page 416 of 552																													



GROUND FLOOR TELPHONE & CCTV & FIRE ALARM PLAN



TENDER DRAWINGS

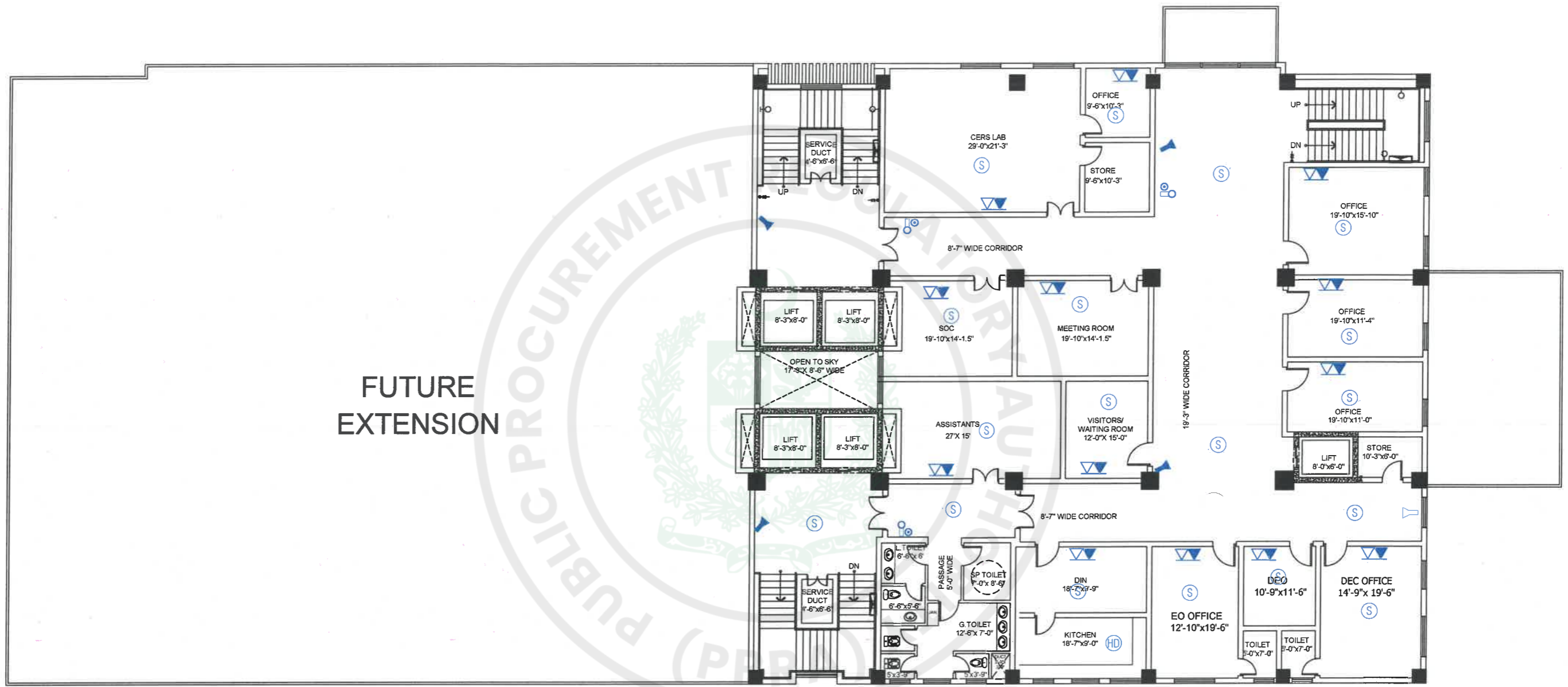
CONSULTANTS
DEVELOPMENT CONSULTANCY SERVICES (PVT.) LTD.
 Office 27, 2nd Floor, Executive complex, G-8 Markaz,
 Islamabad
 Phone: 051-8736305

EXECUTING AGENCY:
 D.G (WORKS) CAPITAL
 DEVELOPMENT AUTHORITY (CDA)
CLIENT & SPONSOR:
 ELECTION COMMISSION OF PAKISTAN
PROJECT ADDRESS: H-11/4, ISLAMABAD

PROJECT:
 CONSTRUCTION OF
 FEDERAL ELECTION ACADEMY
 AND OTHER OFFICES OF
 ELECTION COMMISSION OF PAKISTAN

DWG. TITLE
 GROUND FLOOR
 TELPHONE , CCTV & FIRE ALARM PLAN

REV. NO.	DESCRIPTION	DATE	SIGN	DESIGNER	PRINCIPAL ARCHITECT.	PROJECT ARCHITECT.
1				DES. RIMSHA SABOOR	ATHAR SAEED	RIMSHA SABOOR
				DWN. ZAMURAD		
				FILE	SCALE N.T.S	DRAWING NO.
				CKD. ATHAR SAEED	DATE MARCH, 2026	EL - 04
						REV. 0



FIRST FLOOR TELEPHONE & CCTV & FIRE ALARM PLAN



TENDER DRAWINGS

CONSULTANTS
 **DEVELOPMENT CONSULTANCY SERVICES (Pvt.) Ltd.**
 Office 27, 2nd Floor, Executive complex, G-8 Markaz, Islamabad
 Phone: 051-8736305

EXECUTING AGENCY:
 D.G (WORKS) CAPITAL DEVELOPMENT AUTHORITY (CDA)
CLIENT & SPONSOR:
 ELECTION COMMISSION OF PAKISTAN
PROJECT ADDRESS:
 H-11/4, ISLAMABAD

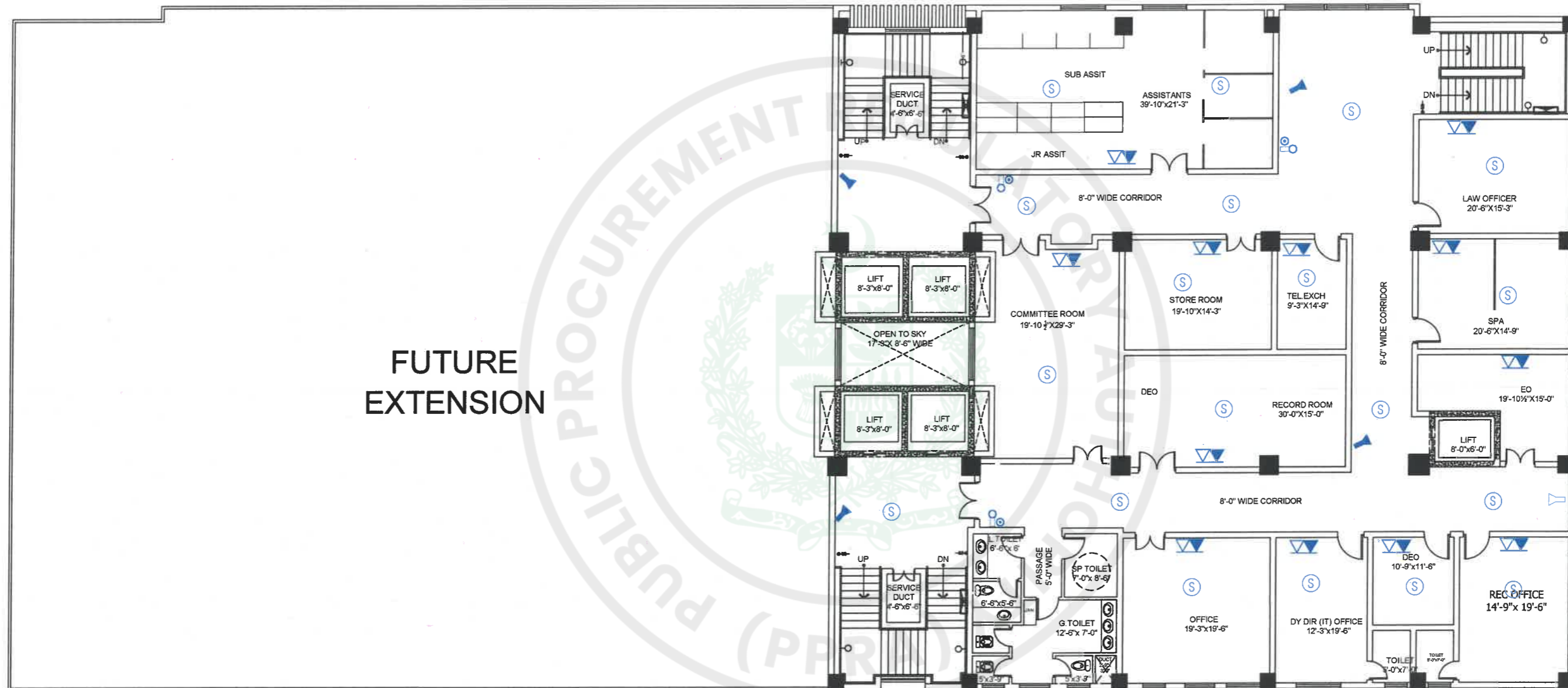
PROJECT:
 CONSTRUCTION OF FEDERAL ELECTION ACADEMY AND OTHER OFFICES OF ELECTION COMMISSION OF PAKISTAN

DWG. TITLE
 FIRST FLOOR TELEPHONE, CCTV & FIRE ALARM PLAN

REV. NO.	DESCRIPTION	DATE	SIGN

DES. RIMSHA SABOOR	PRINCIPAL ARCHITECT.	PROJECT ARCHITECT.
DWN. ZAMURAD	ATHAR SAEED.	RIMSHA SABOOR
FILE	SCALE N.T.S.	DRAWING NO.
CKD. ATHAR SAEED.	DATE MARCH, 2026	EL - 05
		REV. 0

FUTURE
EXTENSION

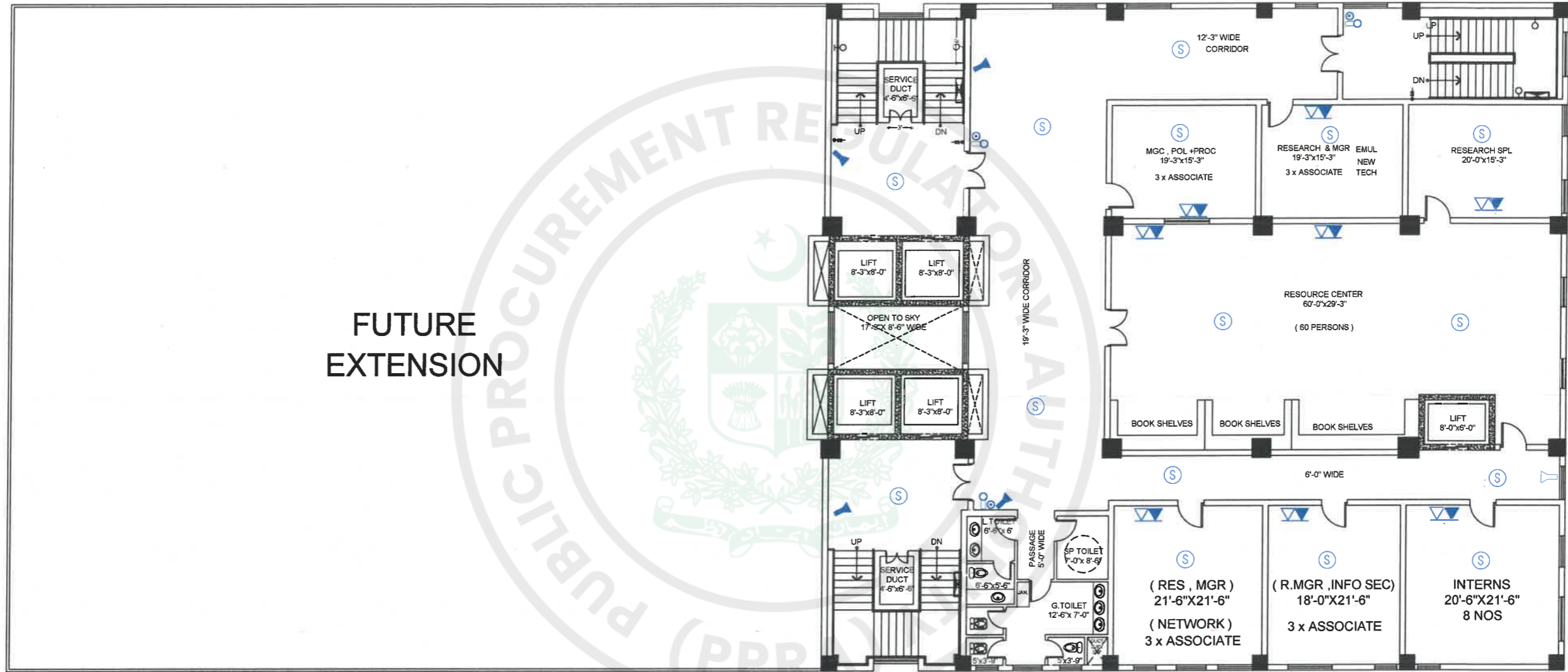


SECOND FLOOR TELEPHONE & CCTV & FIRE ALARM PLAN

TENDER DRAWINGS



CONSULTANTS  DEVELOPMENT CONSULTANCY SERVICES (Pvt.) Ltd. Office 27, 2nd Floor, Executive complex, G-8 Markaz, Islamabad Phone: 051-8736305	EXECUTING AGENCY: D.G (WORKS) CAPITAL DEVELOPMENT AUTHORITY (CDA)	PROJECT: CONSTRUCTION OF FEDERAL ELECTION ACADEMY AND OTHER OFFICES OF ELECTION COMMISSION OF PAKISTAN	DWG. TITLE: SECOND FLOOR TELEPHONE, CCTV & FIRE ALARM PLAN	REV. NO. DESCRIPTION DATE SIGN	PRINCIPAL ARCHITECT. ATHAR SAEED.	PROJECT ARCHITECT. RIMSHA SABOOR
	CLIENT & SPONSOR: ELECTION COMMISSION OF PAKISTAN	PROJECT ADDRESS: H-11/4, ISLAMABAD	DESN. RIMSHA SABOOR DWN. ZAMURAD FILE CKD. ATHAR SAEED.	SCALE: N.T.S. DATE: MARCH, 2026	DRAWING NO. EL - 06	REV. 0




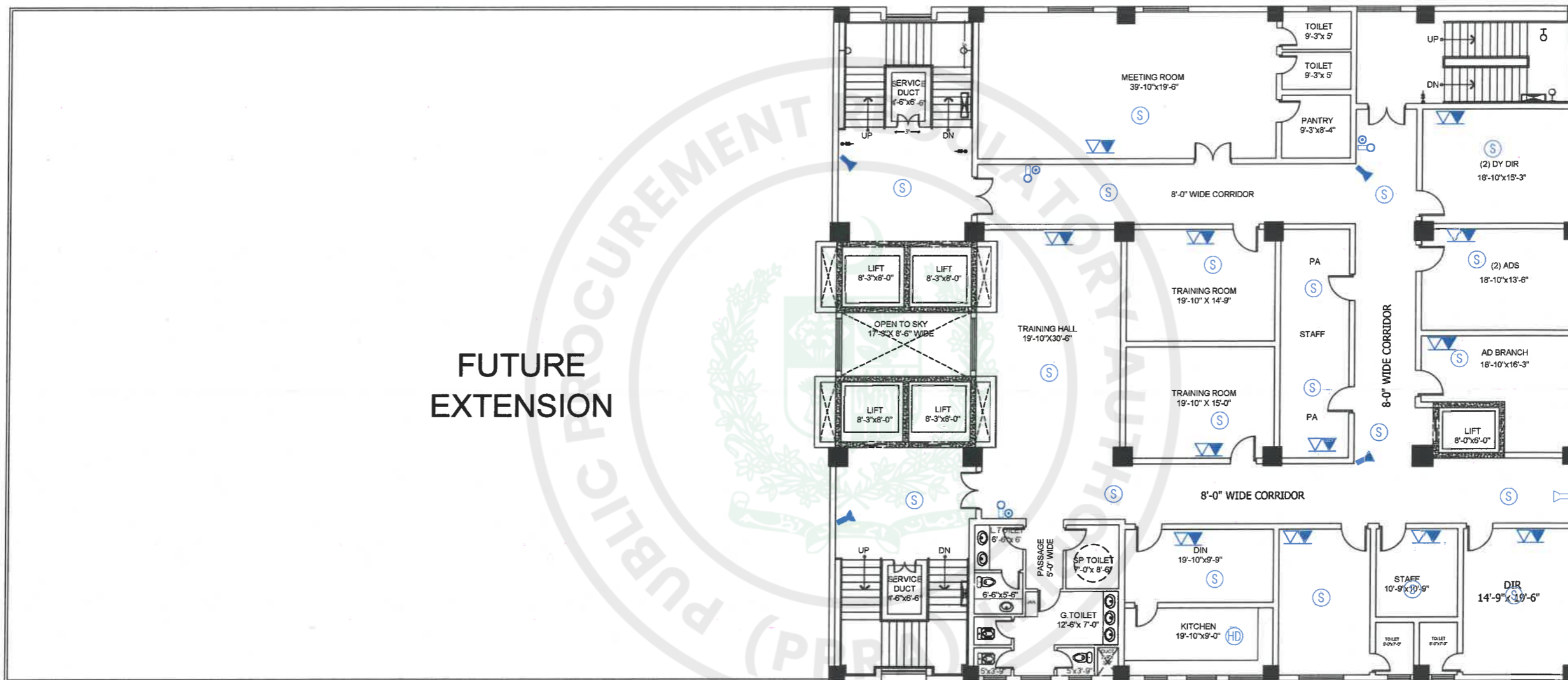
FUTURE
EXTENSION

THIRD FLOOR TELEPHONE & CCTV & FIRE ALARM PLAN



TENDER DRAWINGS

CONSULTANTS  DEVELOPMENT CONSULTANCY SERVICES (Pvt.) Ltd. Office 27, 2nd Floor, Executive complex, G-8 Markaz, Islamabad Phone: 051-8736305	EXECUTING AGENCY: D.G (WORKS) CAPITAL DEVELOPMENT AUTHORITY (CDA) CLIENT & SPONSOR: ELECTION COMMISSION OF PAKISTAN PROJECT ADDRESS: H-11/4, ISLAMABAD	PROJECT: CONSTRUCTION OF FEDERAL ELECTION ACADEMY AND OTHER OFFICES OF ELECTION COMMISSION OF PAKISTAN	DWG. TITLE THIRD FLOOR TELEPHONE , CCTV & FIRE ALARM PLAN	REV. NO. _____	DESCRIPTION _____	DATE _____	SIGN _____	DESIGNER: RIMSHA SABOOR DRAWN: ZAMURAD FILED: _____ CKD: ATHAR SAEED	PRINCIPAL ARCHITECT: ATHAR SAEED	PROJECT ARCHITECT: RIMSHA SABOOR	SCALE: N.T.S. DATE: 10/01/2026	DRAWING NO. EL - 07	REV. 0
				e-Pak Acquisition and Disposal System (EPADS) generated document © 2026									



FUTURE
EXTENSION

FOURTH FLOOR TELPHONE & CCTV & FIRE ALARM PLAN



TENDER DRAWINGS

CONSULTANTS
 **DEVELOPMENT CONSULTANCY SERVICES (Pvt) Ltd.**
 Office 27, 2nd Floor, Executive complex, G-8 Markaz, Islamabad
 Phone: 051-8736305

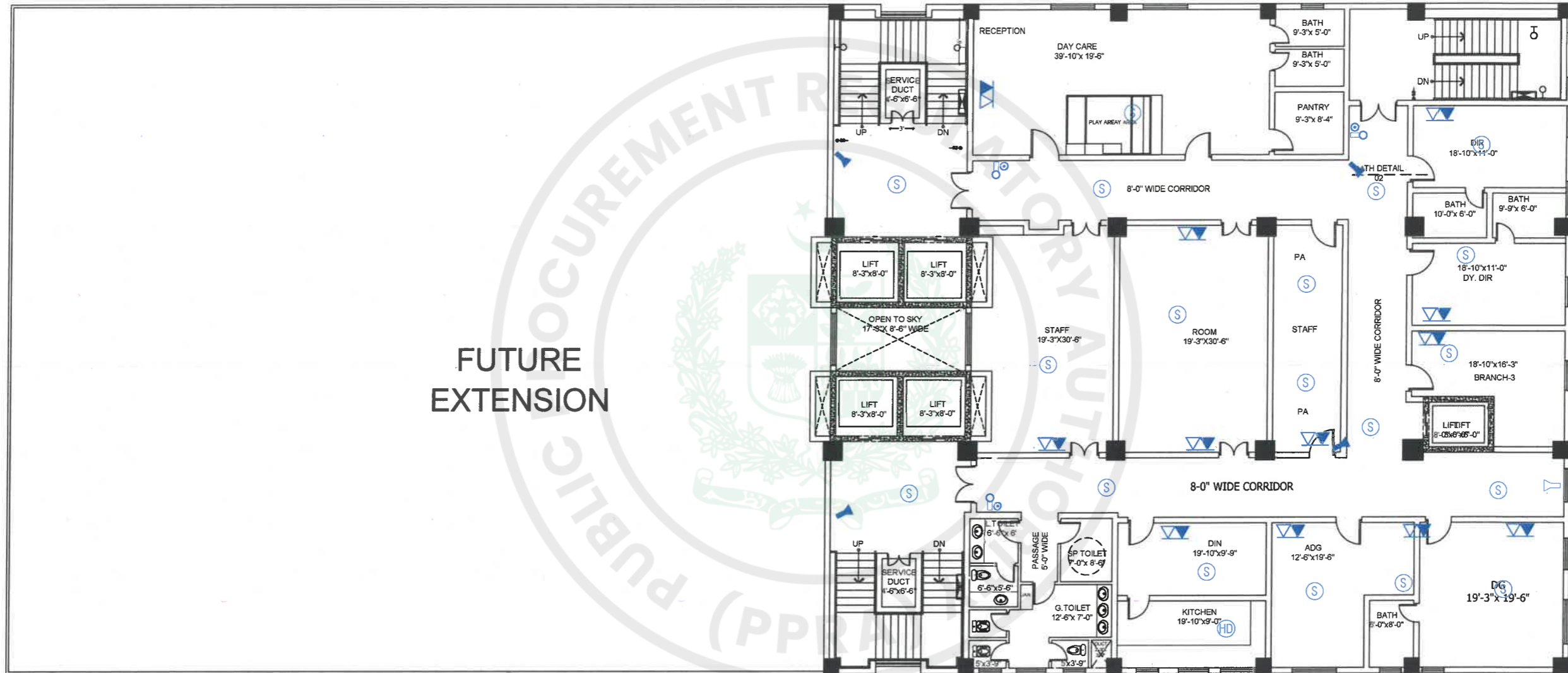
EXECUTING AGENCY :
 D.G (WORKS) CAPITAL DEVELOPMENT AUTHORITY (CDA)
CLIENT & SPONSOR:
 ELECTION COMMISSION OF PAKISTAN
PROJECT ADDRESS: H-11/4, ISLAMABAD

PROJECT: CONSTRUCTION OF FEDERAL ELECTION ACADEMY AND OTHER OFFICES OF ELECTION COMMISSION OF PAKISTAN

DWG. TITLE
 FOURTH FLOOR TELPHONE , CCTV & FIRE ALARM PLAN

REV. NO.	DESCRIPTION	DATE	SIGN

DES. RIMSHA SABOOR	PRINCIPAL ARCHITECT.	PROJECT ARCHITECT.
DWN. ZAMURAD	ATHAR SAEED.	RIMSHA SABOOR
FILE	SCALE N.T.S	DRAWING NO.
CKD. ATHAR SAEED.	DATE MARCH, 2025	EL - 08
		REV. 0



FUTURE
EXTENSION

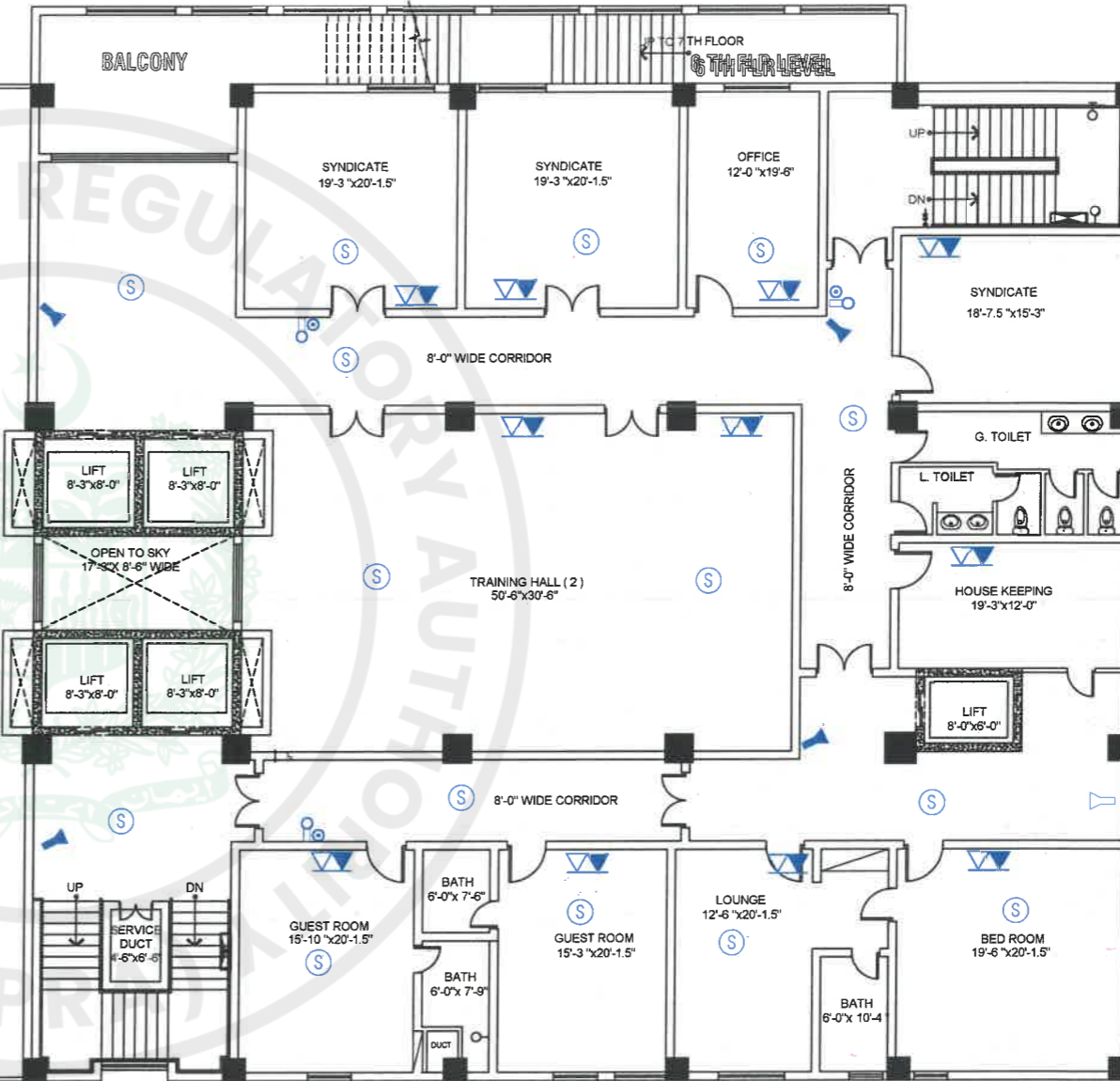
FIFTH FLOOR TELEPHONE & CCTV & FIRE ALARM PLAN



TENDER DRAWINGS

CONSULTANTS  DEVELOPMENT CONSULTANCY SERVICES (Pvt.) Ltd. Office 27, 2nd Floor, Executive complex, G-8 Markaz, Islamabad Phone: 051-8736305	EXECUTING AGENCY: D.G (WORKS) CAPITAL DEVELOPMENT AUTHORITY (CDA) CLIENT & SPONSOR: ELECTION COMMISSION OF PAKISTAN PROJECT ADDRESS: H-11/4, ISLAMABAD	PROJECT: CONSTRUCTION OF FEDERAL ELECTION ACADEMY AND OTHER OFFICES OF ELECTION COMMISSION OF PAKISTAN	DWG. TITLE FIFTH FLOOR TELEPHONE, CCTV & FIRE ALARM PLAN	REV. NO. _____	DESCRIPTION _____	DATE _____	SIGN. _____	DESIGNER: RIMSHA SABOOR DRAWN BY: ZAMURAD FILED BY: _____ CKD BY: ATHAR SAEED	PRINCIPAL ARCHITECT: ATHAR SAEED PROJECT ARCHITECT: RIMSHA SABOOR	SCALE: N.T.S. DATE: MARCH, 2026	DRAWING NO. EL - 09	REV. 0
				e-Pak Acquisition and Disposal System (EPADS) generated document © 2026								

FUTURE
EXTENSION



SIXTH FLOOR TELEPHONE & CCTV & FIRE ALARM PLAN



TENDER DRAWINGS


CONSULTANTS
 **DEVELOPMENT CONSULTANCY SERVICES (Pvt.) Ltd.**
 Office 27, 2nd Floor, Executive complex, G-8 Markaz,
 Islamabad
 Phone: 051-8736305

EXECUTING AGENCY :
 D.G (WORKS) CAPITAL
 DEVELOPMENT AUTHORITY (CDA)
CLIENT & SPONSOR:
 ELECTION COMMISSION OF PAKISTAN
PROJECT ADDRESS: H-11/4, ISLAMABAD

PROJECT:
 CONSTRUCTION OF
 FEDERAL ELECTION ACADEMY
 AND OTHER OFFICES OF
 ELECTION COMMISSION OF PAKISTAN

DWG. TITLE
 SIXTH FLOOR
 TELEPHONE , CCTV & FIRE ALARM PLAN

REV. NO.	DESCRIPTION	DATE	SIGN	DESIGNER	PRINCIPAL ARCHITECT.	PROJECT ARCHITECT.
				DESIGNER: RIMSHA SABOOR	ATHAR SAEED.	RIMSHA SABOOR
				DWN. ZAMURAD		
				FILE	SCALE: N.T.S	DRAWING NO. EL - 10
				CKD. ATHAR SAEED.	DATE: MARCH, 2026	REV. 0



HVAC DRAWINGS



TENDER DRAWINGS

LIST OF DRAWINGS (ECP)

HVAC DRAWINGS

LIST OF DRAWINGS	HVAC-0
LEGEND & GENERAL NOTES	HVAC-00
HVAC DRAWING LOWER BASEMENT FLOOR PLAN	HVAC-01
HVAC DRAWING UPPER BASEMENT FLOOR PLAN	HVAC-02
HVAC DRAWING GROUND FLOOR PLAN	HVAC-03
HVAC DRAWING FIRST FLOOR PLAN	HVAC-04
HVAC DRAWING SECOND FLOOR PLAN	HVAC-05
HVAC DRAWING THIRD FLOOR PLAN	HVAC-06
HVAC DRAWING FOURTH FLOOR PLAN	HVAC-07
HVAC DRAWING FIFTH FLOOR PLAN	HVAC-08
HVAC DRAWING SIXTH FLOOR PLAN	HVAC-09
HVAC DRAWING MUMTY/ROOFTOP PLAN	HVAC-10



TENDER DRAWINGS

CONSULTANTS
DEVELOPMENT CONSULTANCY SERVICES (Pvt.) Ltd.
 Office 27, 2nd Floor, Executive complex, G-8 Markaz,
 Islamabad
 Phone: 051-8736305

EXECUTING AGENCY :
 D.G (WORKS) CAPITAL
 DEVELOPMENT AUTHORITY (CDA)
CLIENT & SPONSOR:
 ELECTION COMMISSION OF PAKISTAN
PROJECT ADDRESS: H-11/4, ISLAMABAD












PROJECT.
 CONSTRUCTION OF
 FEDERAL ELECTION ACADEMY
 AND OTHER OFFICES OF
 ELECTION COMMISSION OF PAKISTAN

DWG. TITLE
 LIST OF DRAWINGS

REV. NO.	DESCRIPTION	DATE	SIGN

TENDER DRAWING	
PRINCIPAL ARCHITECT. ATHAR SAEED.	PROJECT ARCHITECT. RIMSHA SABOOR
SCALE N.T.S	DRAWING NO. HVAC-0
DATE MARCH, 2026	REV. 0














LEGENDS/ABBREVIATIONS & SYMBOLS

	- SUPPLY AIR LINEAR DIFFUSER
	- RETURN AIR LINEAR DIFFUSER
	- DUMMY DIFFUSER
	- SUPPLY AIR DUCT
	- RETURN AIR DUCT
	- EXHAUST AIR DUCT
	- FRESH AIR DUCT
	- CHILLED WATER SUPPLY PIPE
	- CHILLED WATER RETURN PIPE
	- COOLING WATER SUPPLY AND RETURN PIPE
	- CONDENSATE DRAIN LINE
FD	FIRE DAMPER
TR	- TOP REDUCER
BR	- BOTTOM REDUCER
CDL	- CONDENSATE DRAIN LINE
VD	- VOLUME DAMPER
CFM	- CUBIC FEET/MINUTE AIR
FAD	- FRESH AIR DUCT
SAD	- SUPPLY AIR DUCT
RAD	- RETURN AIR DUCT
EAD	- EXHAUST AIR DUCT
SD	- SUPPLY DIFFUSER
RD	- RETURN DIFFUSER
FAG	- FRESH AIR GRILL
EAG	- EXHAUST AIR GRILL
RAG	- RETURN AIR GRILL
TOD	- TOP OF DUCT
CW-S&R	- COOLING WATER SUPPLY & RETURN
HW-S&R	- HOT WATER SUPPLY & RETURN
CHW-S&R	- CHILLED WATER SUPPLY & RETURN

GENERAL NOTES

- ALL DIMENSIONS AS SHOWN ARE IN INCHES, UNLESS OTHER WISE SPECIFIED.
- ALL DUCT SIZES AS SHOWN ARE CLEAR AIR STEAM DIMENSIONS.
- A/C SYSTEM SHALL BE INSTALLED ACCORDING TO LATEST STANDARDS.
- FOR EQUIPMENT REFER TO RESPECTIVE SCHEDULES.
- THESE DRAWINGS ARE FOR BIDDING PURPOSE, THE LAYOUT SHOWN ON THESE DRAWINGS ARE INDICATIVE ONLY.
- READ THIS DRAWING IN CONJUNCTION WITH ALL RELEVANT PROJECT DRAWINGS.
- FOR ELEVATIONS AND SECTIONS OF THE BUILDING REFER TO RELEVANT ARCHITECTURAL DRAWINGS.
- AIR INLETS/OUTLETS SHOULD BE INSTALLED AFTER CO-ORDINATION WITH CEILING PLAN AND ELECTRICAL PLAN.
- ACCESS PANEL SHALL BE PROVIDED IN FALSE CEILING/BOXING AT ALL EQUIPMENTS, DAMPERS AND VALVES LOCATIONS, HVAC CONTRACTOR TO GIVE SIZES AND LOCATIONS.
- CONDENSATE DRAIN FROM ALL AHUS & FCUS SHALL BE TERMINATED AT NEAREST FLOOR DRAIN.
- EACH DUCT BRANCH TAKE-OFF (ALL DUCTS) EXCEPT LAST BRANCH SHALL HAVE A VOLUME CONTROL DAMPER.

LEGENDS USED IN DRAWING

MECHANICAL SYMBOLS AND ABBREVIATIONS							
01		VRF ODU	VRF OUTDOOR CONDENSING UNITS	06		VCD	VOLUME CONTROL DAMPER
02		CU	MINI-SPLIT OUTDOOR CONDENSING UNIT	07		DU	CEILING DUCTED TYPE INDOOR AIR CONDITIONER
03		AC-CC	CEILING CASSETTE TYPE INDOOR AIR CONDITIONER	08		R	REFRIGERANT PIPE
04		AC-WM	WALL MOUNTED TYPE INDOOR AIR CONDITIONER	09		SAD	SUPPLY AIR DUCT
05		EAG	EXHAUST AIR GRILL	10		RAD	RETURN AIR DUCT
				11		SAG	SUPPLY AIR GRILL
				12		JF	JET FANS
				13		EXF	EXHAUST FAN



CONSULTANTS
 **DEVELOPMENT CONSULTANCY SERVICES (Pvt.) Ltd.**
 Office 27, 2nd Floor, Executive complex, G-8 Markaz, Islamabad
 Phone: 051-8736305

EXECUTING AGENCY:
 D.G (WORKS) CAPITAL DEVELOPMENT AUTHORITY (CDA)
CLIENT & SPONSOR:
 ELECTION COMMISSION OF PAKISTAN
PROJECT ADDRESS:
 H-11/4, ISLAMABAD

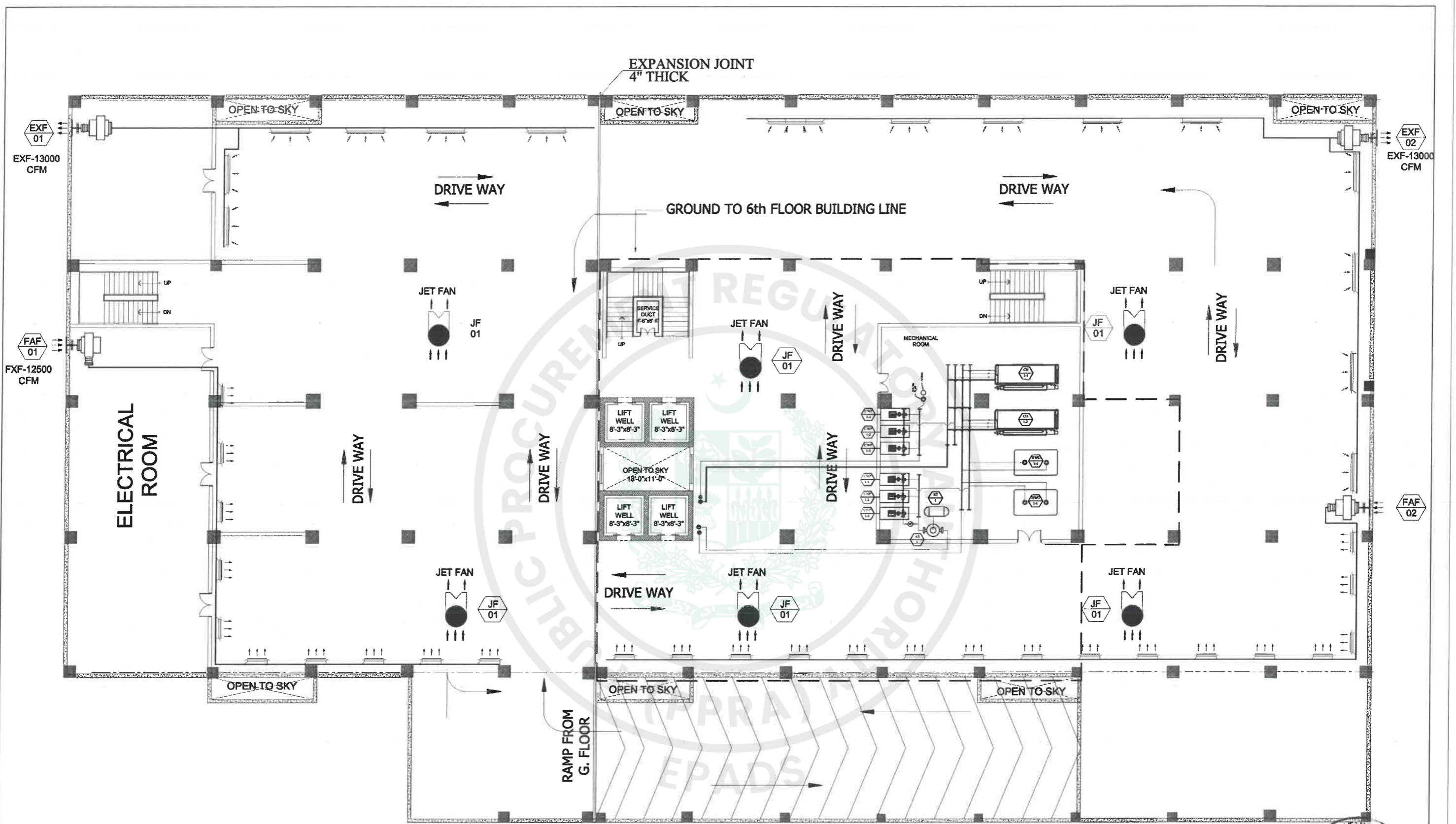
PROJECT:
 CONSTRUCTION OF FEDERAL ELECTION ACADEMY AND OTHER OFFICES OF ELECTION COMMISSION OF PAKISTAN

DWG. TITLE
 HVAC DRAWING
 LEGENDS & NOTES

REV. NO.	DESCRIPTION	DATE	SIGN.

TENDER DRAWINGS

TENDER DRAWING	
DESIGNER: RIMSHA SABOOR	PRINCIPAL ARCHITECT: RIMSHA SABOOR
OWNER: ZAMURAD	PROJECT ARCHITECT: RIMSHA SABOOR
FILE: _____	DRAWING NO. HVAC-00
DATE: MARCH, 2026	REV. 0



LOWER BASEMENT FLOOR PLAN



CONSULTANTS
DEVELOPMENT CONSULTANCY SERVICES (Pvt.) Ltd.
 Office 27, 2nd Floor, Executive complex, G-8 Markaz, Islamabad
 Phone: 051-8736305

EXECUTING AGENCY:
D.G (WORKS) CAPITAL DEVELOPMENT AUTHORITY (CDA)
 CLIENT & SPONSOR:
ELECTION COMMISSION OF PAKISTAN
 PROJECT ADDRESS: H-11/4, ISLAMABAD

PROJECT:
CONSTRUCTION OF FEDERAL ELECTION ACADEMY AND OTHER OFFICES OF ELECTION COMMISSION OF PAKISTAN

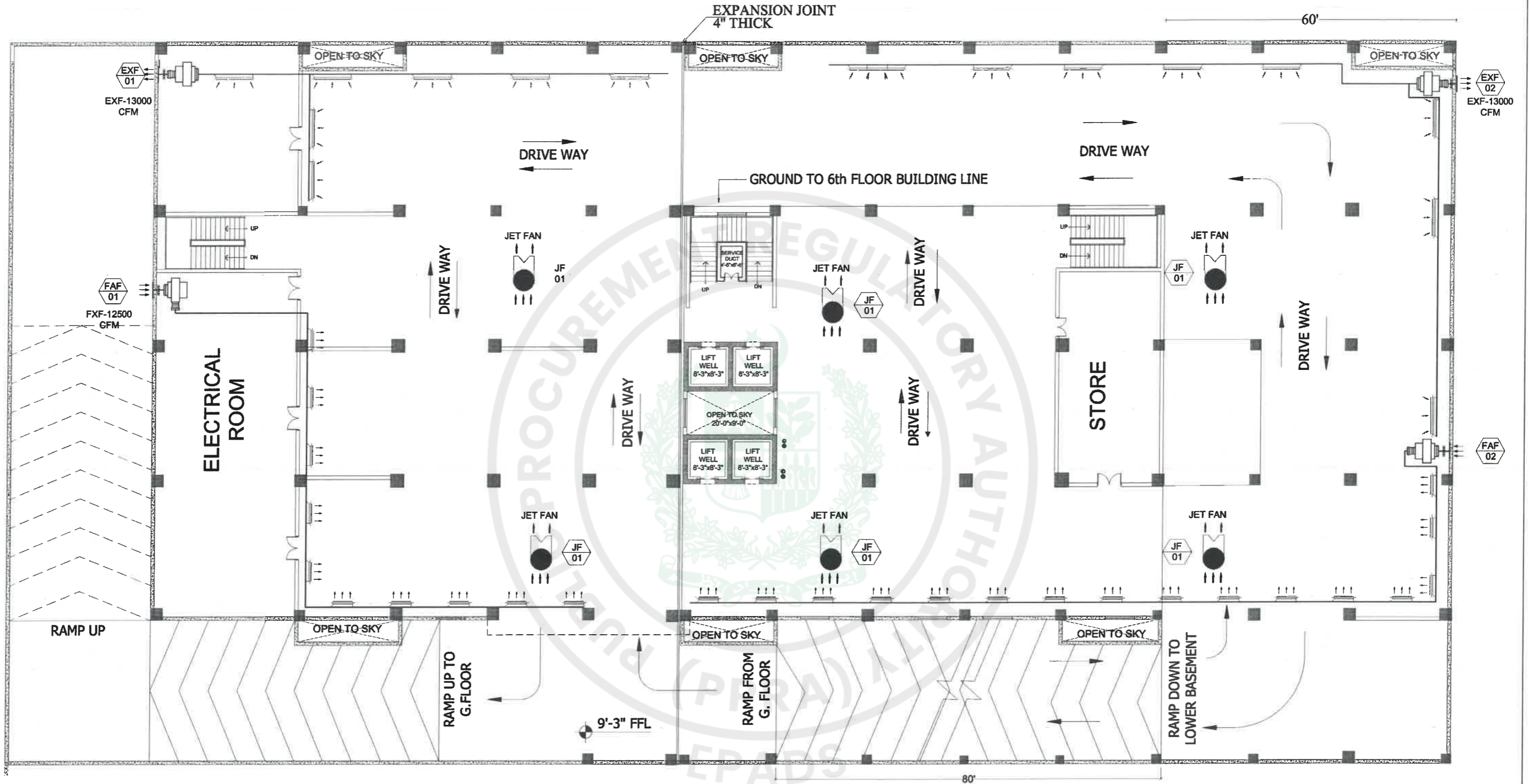
DWG. TITLE
HVAC DRAWING LOWER BASEMENT

REV. NO.	DESCRIPTION	DATE	SIGN

DESIGNER		PRINCIPAL ARCHITECT.		PROJECT ARCHITECT.	
DESIGNER	RIMSHA SABOOR	PRINCIPAL ARCHITECT.		PROJECT ARCHITECT.	RIMSHA SABOOR
DRAWN BY	ZAMIRAD	SCALE	N.T.S	DRAWING NO.	HVAC-01
FILED		DATE	MARCH, 2026	REV.	0
CHKD.					

TENDER DRAWINGS

TENDER DRAWING



UPPER BASEMENT FLOOR PLAN



CONSULTANTS
DEVELOPMENT CONSULTANCY SERVICES (Pvt.) Ltd.
 Office 27, 2nd Floor, Executive complex, G-8 Markaz, Islamabad
 Phone: 051-8736305

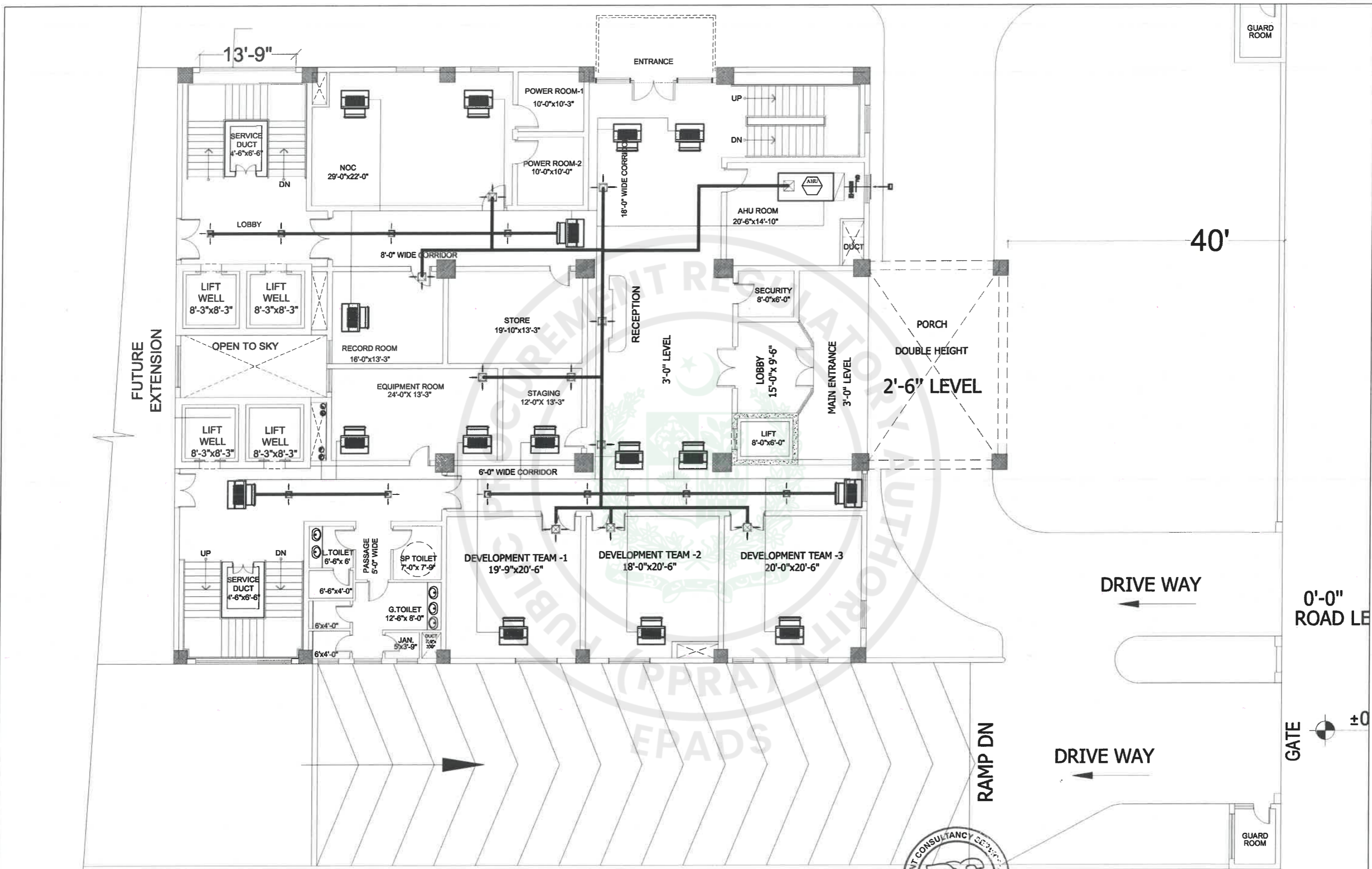
EXECUTING AGENCY:
 D.G (WORKS) CAPITAL DEVELOPMENT AUTHORITY (CDA)
CLIENT & SPONSOR:
 ELECTION COMMISSION OF PAKISTAN
PROJECT ADDRESS:
 H-11/4, ISLAMABAD

PROJECT:
 CONSTRUCTION OF FEDERAL ELECTION ACADEMY AND OTHER OFFICES OF ELECTION COMMISSION OF PAKISTAN

DWG. TITLE
 HVAC DRAWING
 UPPER BASEMENT

REV. NO.	DESCRIPTION	DATE	SIGN.

TENDER DRAWING	
DESIGNER: RIMSHA SABOOR	PRINCIPAL ARCHITECT: RIMSHA SABOOR
DRAWN BY: ZAMURAD	PROJECT ARCHITECT: RIMSHA SABOOR
FILE: _____	DRAWING NO. HVAC-02
CHKD: _____	REV. 0
SCALE: N.T.S.	DATE: MARCH, 2026



GROUND FLOOR PLAN



TENDER DRAWINGS

CONSULTANTS
DEVELOPMENT CONSULTANCY SERVICES (Pvt.) Ltd.
 Office 27, 2nd Floor, Executive complex, G-8 Markaz,
 Islamabad
 Phone: 051-8736305

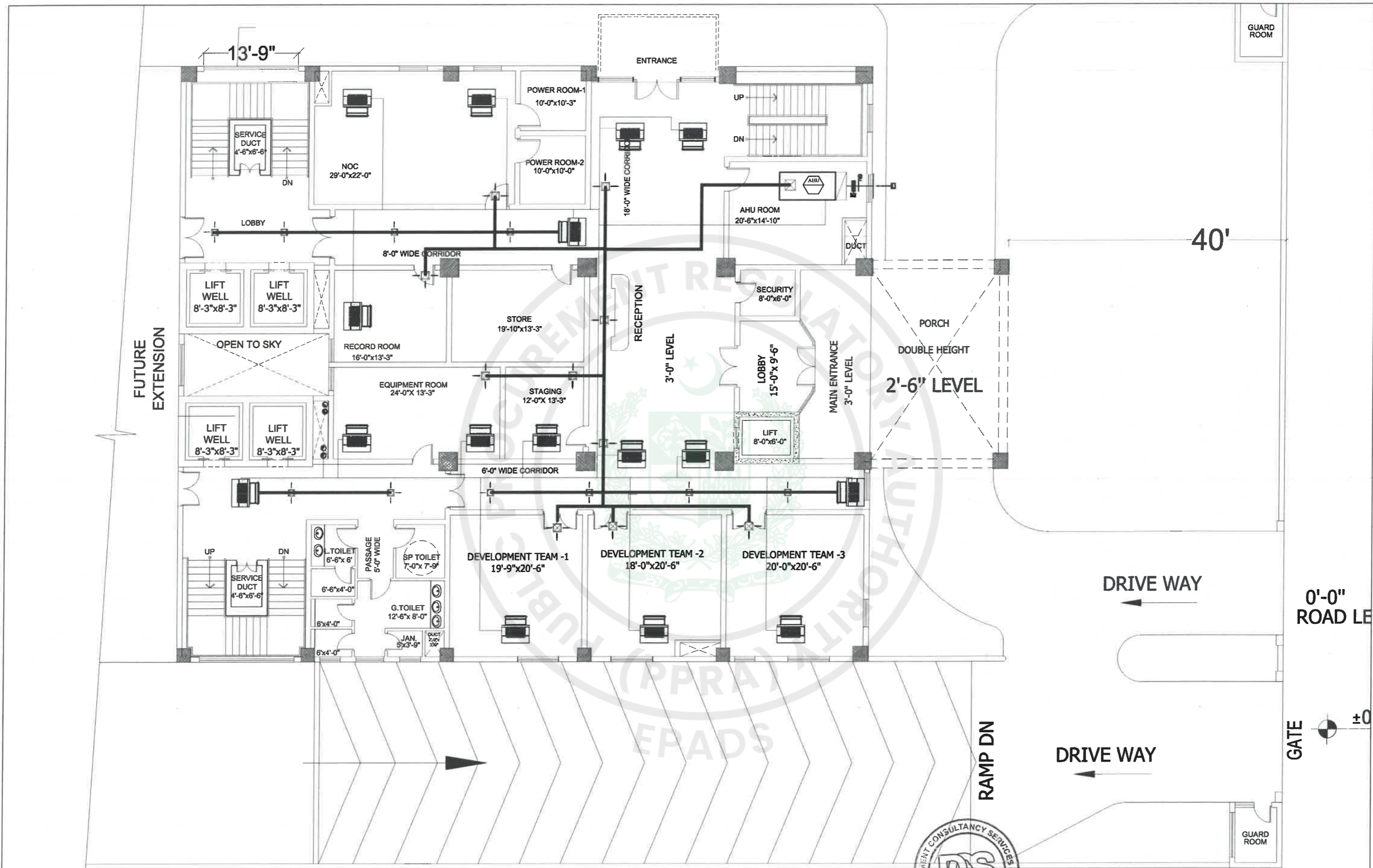
EXECUTING AGENCY :
 D.G (WORKS) CAPITAL
 DEVELOPMENT AUTHORITY (CDA)
CLIENT & SPONSOR:
 ELECTION COMMISSION OF PAKISTAN
PROJECT ADDRESS:
 H-11/4, ISLAMABAD

PROJECT.
 CONSTRUCTION OF
 FEDERAL ELECTION ACADEMY
 AND OTHER OFFICES OF
 ELECTION COMMISSION OF PAKISTAN

DWG. TITLE
 HVAC DRAWING
 GROUND FLOOR

NO.	DESCRIPTION	DATE	SIGN
DESN.	RIMSHA SABOOR		
DWN.	ZAMJURAD		
FILE			
CKD.			

TENDER DRAWING	
PRINCIPAL ARCHITECT.	PROJECT ARCHITECT.
	RIMSHA SABOOR
SCALE N.T.S	DRAWING NO.
DATE MARCH, 2026	HVAC-03
	REV.
	0



GROUND FLOOR PLAN



TENDER DRAWINGS

CONSULTANTS
DEVELOPMENT CONSULTANCY SERVICES (Pvt) Ltd.
 Office 27, 2nd Floor, Executive complex, G-8 Markaz,
 Islamabad
 Phone: 051-8738305

EXECUTING AGENCY:
 D.G (WORKS) CAPITAL
 DEVELOPMENT AUTHORITY (CDA)
CLIENT & SPONSOR:
 ELECTION COMMISSION OF PAKISTAN
PROJECT ADDRESS:
 H-11/4, ISLAMABAD

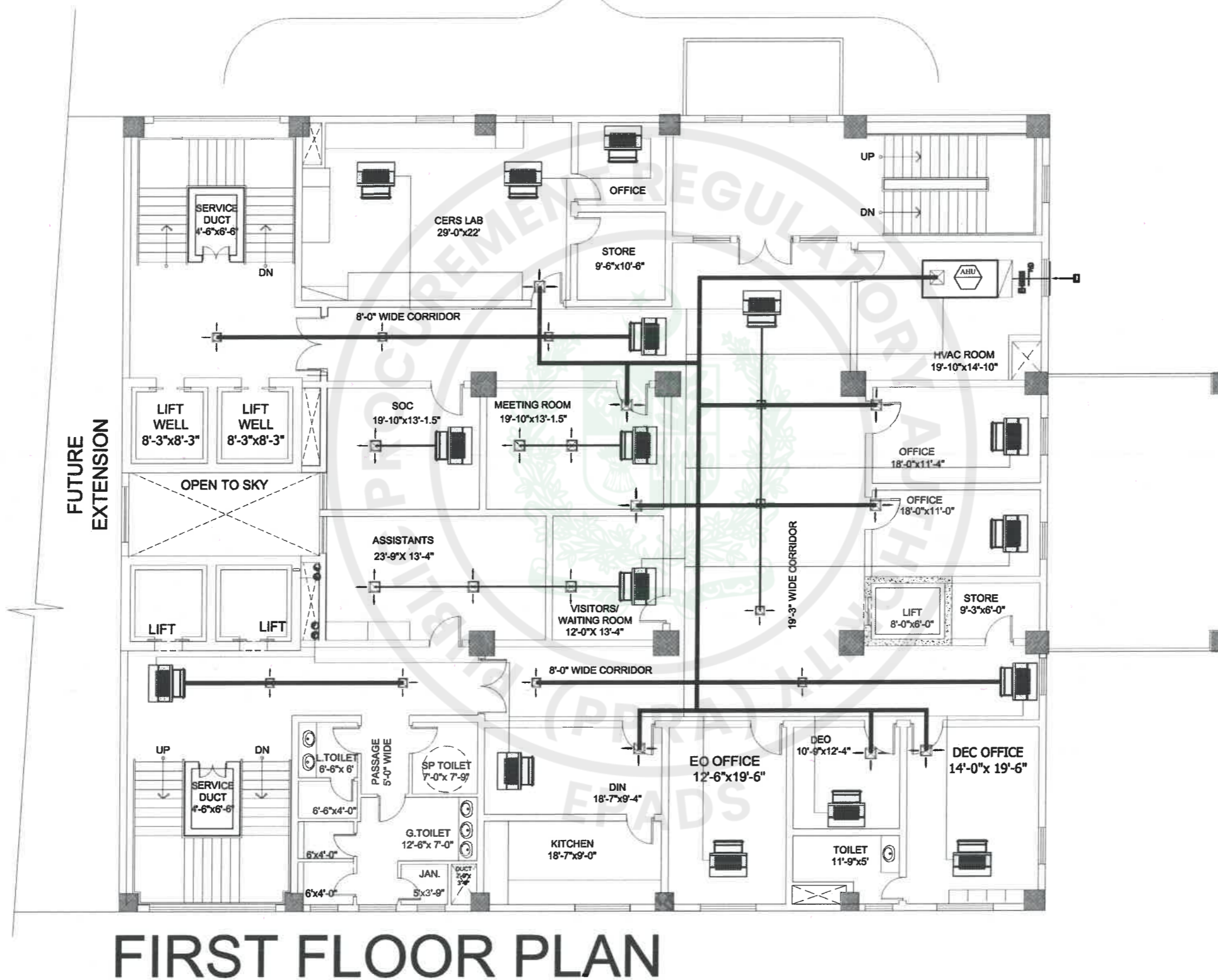
PROJECT.
 CONSTRUCTION OF
 FEDERAL ELECTION ACADEMY
 AND OTHER OFFICES OF
 ELECTION COMMISSION OF PAKISTAN

DWG. TITLE
 HVAC DRAWING
 GROUND FLOOR

REV. NO.	DESCRIPTION	DATE	SIGN

TENDER DRAWING	
DESIGNER: RIMSHA SABOOR	PRINCIPAL ARCHITECT.
DRAWN BY: ZAMJURAD	PROJECT ARCHITECT.
FILE	DRAWING NO.
CHKD.	REV.
SCALE: N.T.S	HVAC-03
DATE: MARCH, 2026	0

(OFFICES OF DISTRICT ELECTION COMMISSION ISLAMABAD)



FIRST FLOOR PLAN



TENDER DRAWINGS

CONSULTANTS
DEVELOPMENT CONSULTANCY SERVICES (Pvt.) Ltd.
 Office 27, 2nd Floor, Executive complex, G-8 Markaz,
 Islamabad
 Phone: 051-8738305

CLIENT.
 PAKISTAN PUBLIC WORKS DEPARTMENT
 (PAK-PWD)
ADDRESS.
 H-11/4, ISLAMABAD

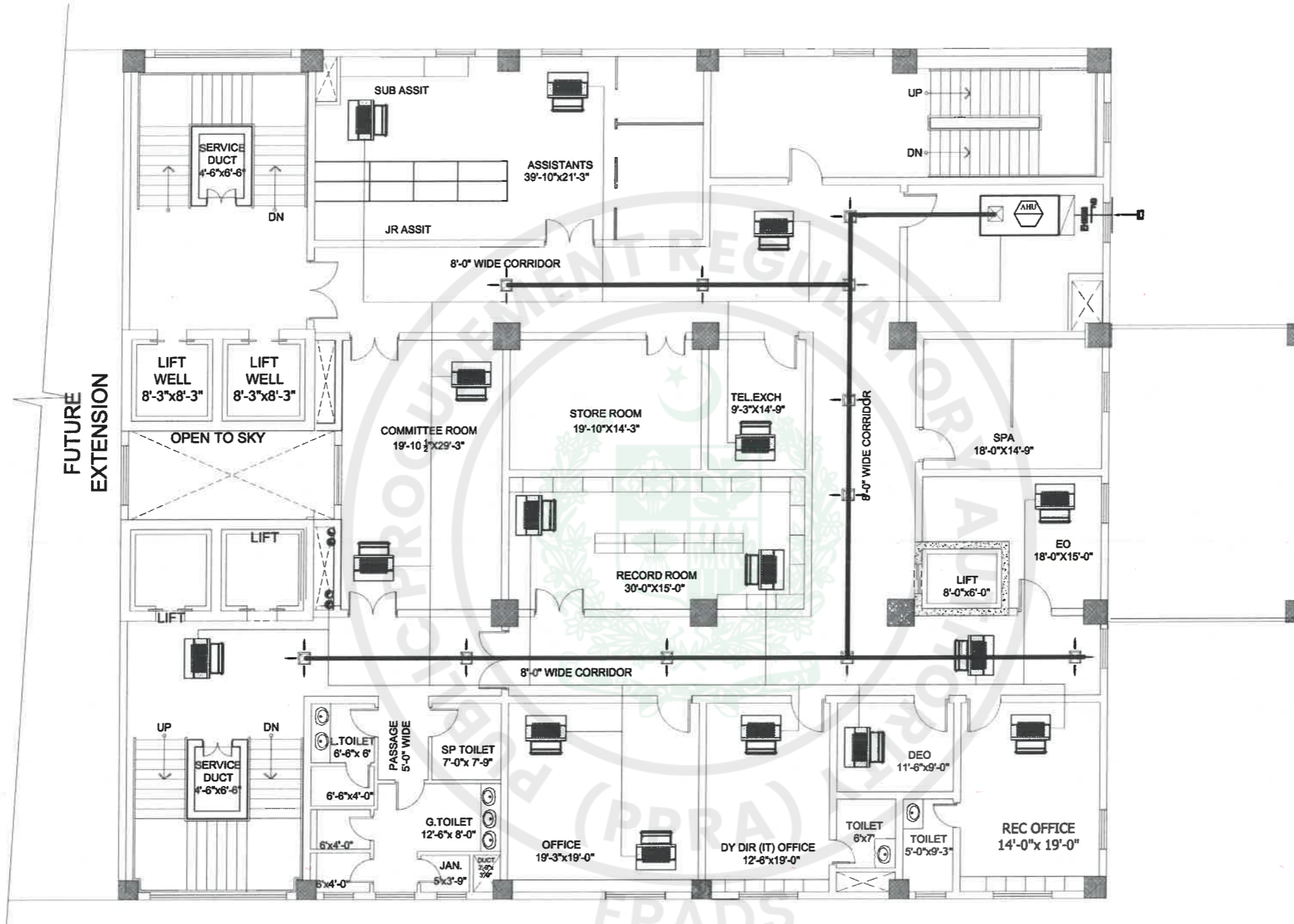
PROJECT.
 CONSTRUCTION OF
 FEDERAL ELECTION ACADEMY
 AND OTHER OFFICES OF
 ELECTION COMMISSION OF PAKISTAN

DWG. TITLE
 HVAC DRAWING
 FIRST FLOOR

REV. NO.	DESCRIPTION	DATE	SIGN

TENDER DRAWING	
PRINCIPAL ARCHITECT.	PROJECT ARCHITECT.
DESIGNER: RIMSHA SABOOR	PROJECT ARCHITECT: RIMSHA SABOOR
DRAWN BY: ZAMURAD	
FILE	
CKD	
SCALE: N.T.S	DRAWING NO. HVAC-04
DATE: FEB, 2028	REV. 0

(OFFICES OF REGIONAL ELECTION COMMISSIONER



SECOND FLOOR PLAN



TENDER DRAWINGS

CONSULTANTS
DEVELOPMENT CONSULTANCY SERVICES (Pvt.) Ltd.
 Office 27, 2nd Floor, Executive complex, G-8 Markaz,
 Islamabad
 Phone: 051-8738305

EXECUTING AGENCY:
 D.G (WORKS) CAPITAL
 DEVELOPMENT AUTHORITY (CDA)
CLIENT & SPONSOR:
 ELECTION COMMISSION OF PAKISTAN
PROJECT ADDRESS:
 H-11/4, ISLAMABAD

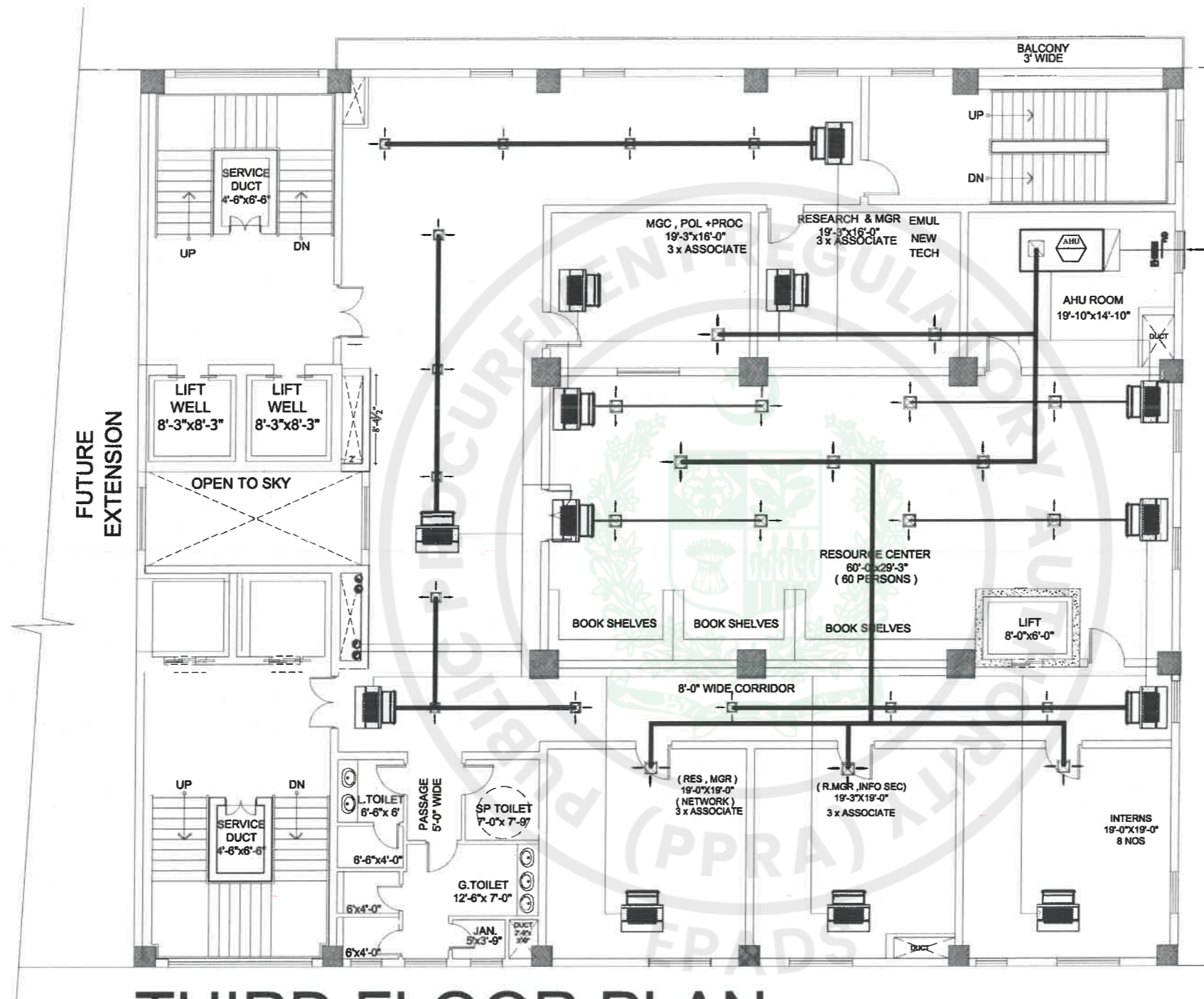
PROJECT.
 CONSTRUCTION OF
 FEDERAL ELECTION ACADEMY
 AND OTHER OFFICES OF
 ELECTION COMMISSION OF PAKISTAN

DWG. TITLE
 HVAC DRAWING
 SECOND FLOOR

REV. NO.	DESCRIPTION	DATE	SIGN

DESIGN: RIMSHA SABOOR
 DWN: ZAMURAD
 FILE: _____
 CKD: _____

TENDER DRAWING	
PRINCIPAL ARCHITECT.	PROJECT ARCHITECT.
	RIMSHA SABOOR
SCALE N.T.S	DRAWING NO.
DATE MARCH, 2026	HVAC-05
	REV.
	0



THIRD FLOOR PLAN



TENDER DRAWINGS

CONSULTANTS
DEVELOPMENT CONSULTANCY SERVICES (Pvt.) Ltd.
 Office 27, 2nd Floor, Executive complex, G-8 Markaz,
 Islamabad
 Phone: 051-8738305

EXECUTING AGENCY:
D.G (WORKS) CAPITAL DEVELOPMENT AUTHORITY (CDA)
CLIENT & SPONSOR:
ELECTION COMMISSION OF PAKISTAN
PROJECT ADDRESS:
 H-11/4, ISLAMABAD

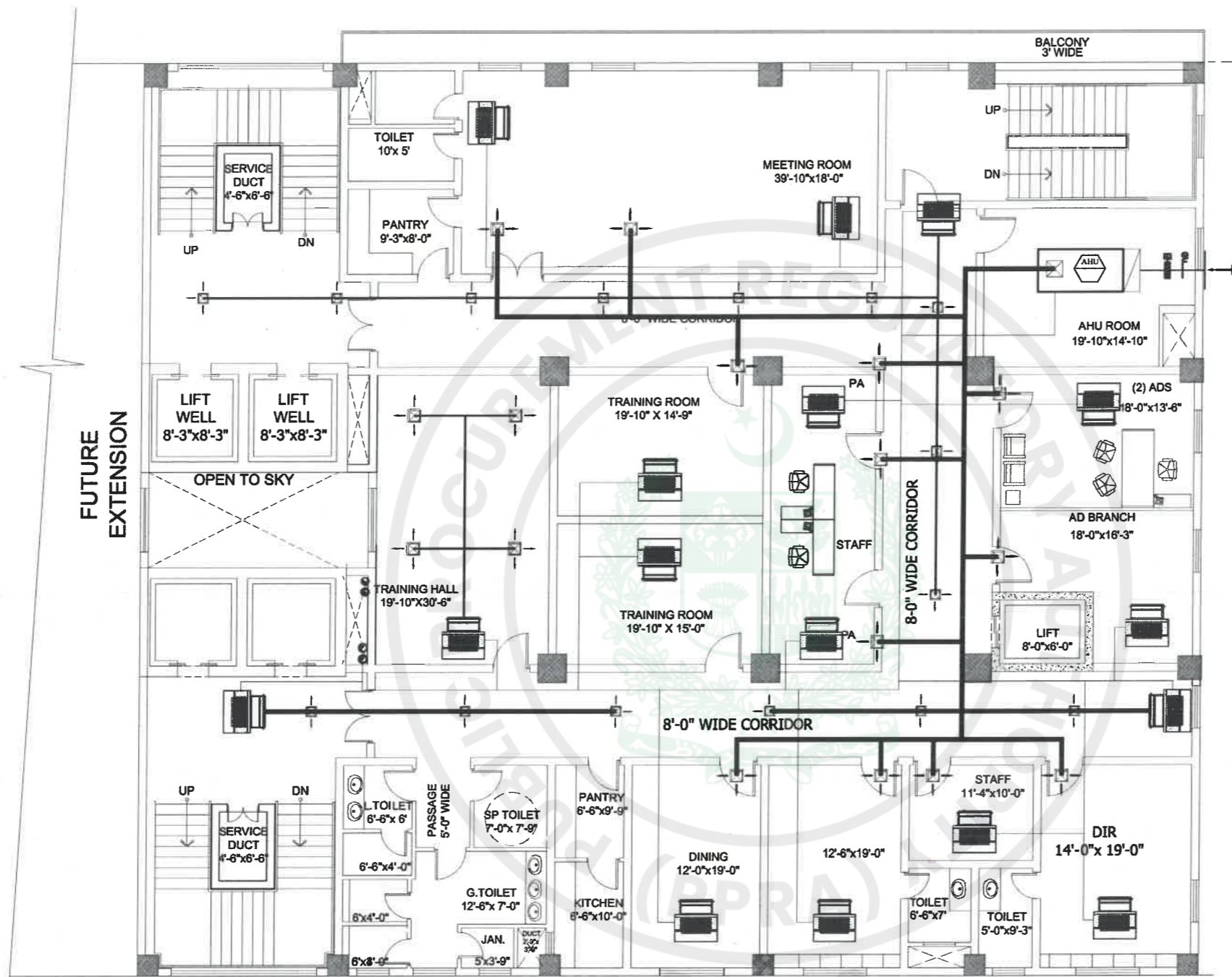
PROJECT:
CONSTRUCTION OF FEDERAL ELECTION ACADEMY AND OTHER OFFICES OF ELECTION COMMISSION OF PAKISTAN

DWG. TITLE
HVAC DRAWING THIRD FLOOR

REV. NO.	DESCRIPTION	DATE	SIGN

DESIGN: RIMSHA SABOOR
 DWG: ZAMURAD
 FILE: _____
 CKD: _____


TENDER DRAWING	
PRINCIPAL ARCHITECT:	PROJECT ARCHITECT:
SCALE: N.T.S	DRAWING NO. HVAC-06
DATE: MARCH, 2026	REV. 0

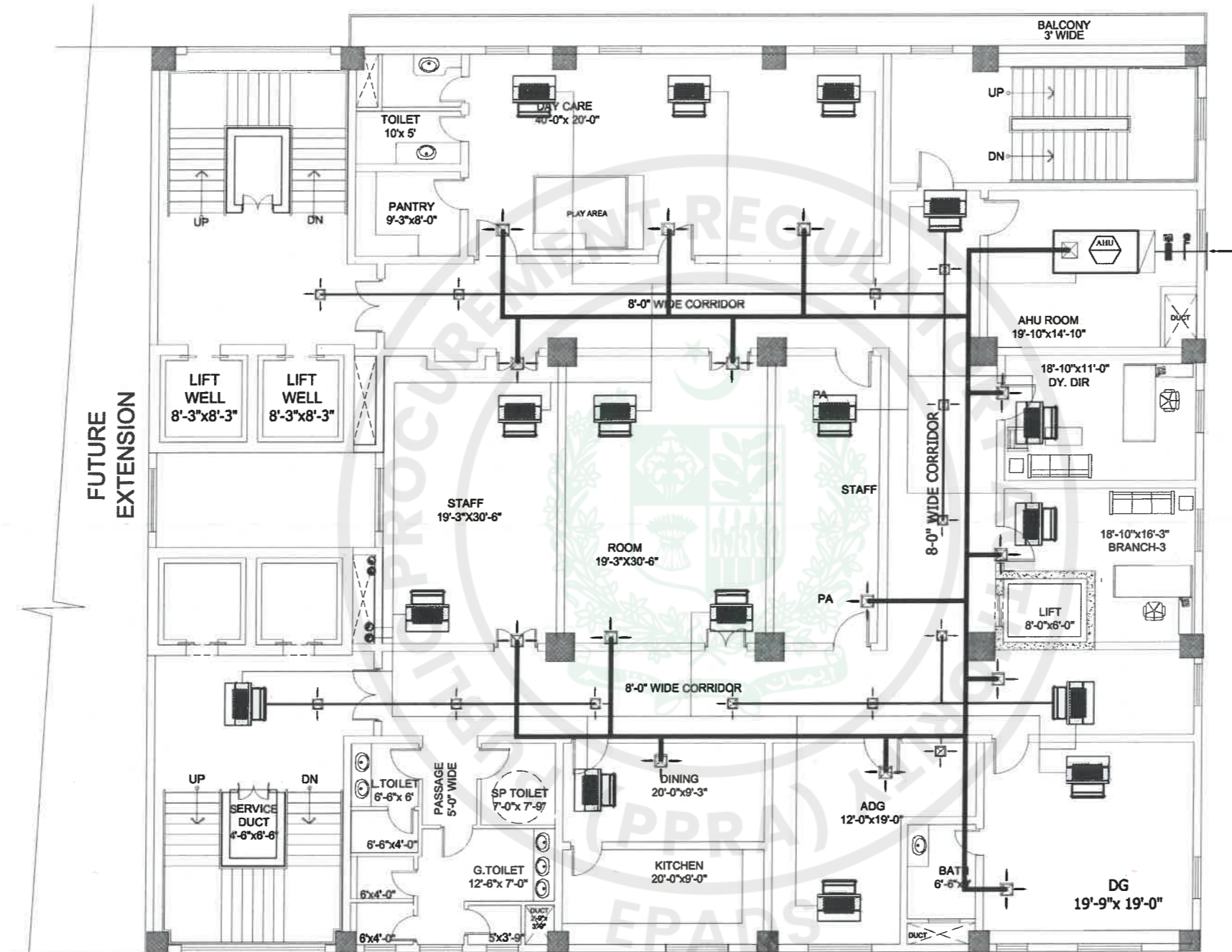


FOURTH FLOOR PLAN



TENDER DRAWINGS


CONSULTANTS  DEVELOPMENT CONSULTANCY SERVICES (Pvt.) Ltd. Office 27, 2nd Floor, Executive complex, G-8 Markaz, Islamabad Phone: 051-8736305	EXECUTING AGENCY: D.G (WORKS) CAPITAL DEVELOPMENT AUTHORITY (CDA) CLIENT & SPONSOR: ELECTION COMMISSION OF PAKISTAN PROJECT ADDRESS: H-11/4, ISLAMABAD	PROJECT: CONSTRUCTION OF FEDERAL ELECTION ACADEMY AND OTHER OFFICES OF ELECTION COMMISSION OF PAKISTAN	DWG. TITLE HVAC DRAWING FOURTH FLOOR	REV. NO. _____	DESCRIPTION _____	DATE _____	SIGN _____	DESIGNER: DESN. RIMSHA SABOOR DWN. ZAMJURAD FILE _____ CKD. _____	PRINCIPAL ARCHITECT. _____	PROJECT ARCHITECT. RIMSHA SABOOR	SCALE N.T.S DATE MARCH, 2026	DRAWING NO. HVAC-07	REV. 0
				TENDER DRAWING									




FIFTH FLOOR PLAN



TENDER DRAWINGS

CONSULTANTS  DEVELOPMENT CONSULTANCY SERVICES (Pvt.) Ltd. Office 27, 2nd Floor, Executive complex, G-8 Markaz, Islamabad Phone: 051-8738305	EXECUTING AGENCY: D.G (WORKS) CAPITAL DEVELOPMENT AUTHORITY (CDA) CLIENT & SPONSOR: ELECTION COMMISSION OF PAKISTAN PROJECT ADDRESS: H-11/4, ISLAMABAD	PROJECT: CONSTRUCTION OF FEDERAL ELECTION ACADEMY AND OTHER OFFICES OF ELECTION COMMISSION OF PAKISTAN	DWG. TITLE HVAC DRAWING FIFTH FLOOR	<table border="1"> <thead> <tr> <th>REV. NO.</th> <th>DESCRIPTION</th> <th>DATE</th> <th>SIGN</th> </tr> </thead> <tbody> <tr> <td> </td> <td> </td> <td> </td> <td> </td> </tr> <tr> <td> </td> <td> </td> <td> </td> <td> </td> </tr> <tr> <td> </td> <td> </td> <td> </td> <td> </td> </tr> </tbody> </table>	REV. NO.	DESCRIPTION	DATE	SIGN													<table border="1"> <tr> <td colspan="2">DESIGNER: RIMSHA SABOOR</td> <td colspan="2">DATE: _____</td> </tr> <tr> <td colspan="2">DRAWN BY: ZAMURAD</td> <td colspan="2">SIGNATURE: _____</td> </tr> <tr> <td colspan="2">FILE NO.: _____</td> <td colspan="2">DATE: _____</td> </tr> <tr> <td colspan="2">CHKD. BY: _____</td> <td colspan="2">DATE: _____</td> </tr> </table>	DESIGNER: RIMSHA SABOOR		DATE: _____		DRAWN BY: ZAMURAD		SIGNATURE: _____		FILE NO.: _____		DATE: _____		CHKD. BY: _____		DATE: _____		<table border="1"> <tr> <td colspan="2">PRINCIPAL ARCHITECT.:</td> <td colspan="2">PROJECT ARCHITECT.:</td> </tr> <tr> <td colspan="2">SCALE: N.T.S</td> <td colspan="2">DRAWING NO.:</td> </tr> <tr> <td colspan="2">DATE: MARCH, 2026</td> <td colspan="2">HVAC-08</td> </tr> <tr> <td colspan="2">REV.:</td> <td colspan="2">REV.:</td> </tr> <tr> <td colspan="2">0</td> <td colspan="2">0</td> </tr> </table>	PRINCIPAL ARCHITECT.:		PROJECT ARCHITECT.:		SCALE: N.T.S		DRAWING NO.:		DATE: MARCH, 2026		HVAC-08		REV.:		REV.:		0		0	
	REV. NO.	DESCRIPTION	DATE	SIGN																																																						
DESIGNER: RIMSHA SABOOR		DATE: _____																																																								
DRAWN BY: ZAMURAD		SIGNATURE: _____																																																								
FILE NO.: _____		DATE: _____																																																								
CHKD. BY: _____		DATE: _____																																																								
PRINCIPAL ARCHITECT.:		PROJECT ARCHITECT.:																																																								
SCALE: N.T.S		DRAWING NO.:																																																								
DATE: MARCH, 2026		HVAC-08																																																								
REV.:		REV.:																																																								
0		0																																																								
TENDER DRAWING				TENDER DRAWING																																																						




MUMTY FLOOR PLAN



TENDER DRAWINGS

CONSULTANTS  DEVELOPMENT CONSULTANCY SERVICES (Pvt.) Ltd. Office 27, 2nd Floor, Executive complex, G-8 Markaz, Islamabad Phone: 051-8736305	EXECUTING AGENCY: D.G (WORKS) CAPITAL DEVELOPMENT AUTHORITY (CDA) CLIENT & SPONSOR: ELECTION COMMISSION OF PAKISTAN PROJECT ADDRESS: H-11/4, ISLAMABAD	PROJECT: CONSTRUCTION OF FEDERAL ELECTION ACADEMY AND OTHER OFFICES OF ELECTION COMMISSION OF PAKISTAN	DWG. TITLE HVAC DRAWING ROOF TOP	<table border="1"> <thead> <tr> <th>REV. NO.</th> <th>DESCRIPTION</th> <th>DATE</th> <th>SIGN</th> </tr> </thead> <tbody> <tr> <td> </td> <td> </td> <td> </td> <td> </td> </tr> <tr> <td> </td> <td> </td> <td> </td> <td> </td> </tr> <tr> <td> </td> <td> </td> <td> </td> <td> </td> </tr> </tbody> </table>	REV. NO.	DESCRIPTION	DATE	SIGN													<table border="1"> <tr> <td> DESIGN: RIMSHA SABOOR DWN.: ZAMURAD FILE: _____ CKD.: _____ </td> <td> PRINCIPAL ARCHITECT: RIMSHA SABOOR PROJECT ARCHITECT: RIMSHA SABOOR </td> </tr> <tr> <td> SCALE: N.T.S DATE: MARCH, 2026 </td> <td> DRAWING NO.: HVAC-10 REV.: 0 </td> </tr> </table>	DESIGN: RIMSHA SABOOR DWN.: ZAMURAD FILE: _____ CKD.: _____	PRINCIPAL ARCHITECT: RIMSHA SABOOR PROJECT ARCHITECT: RIMSHA SABOOR	SCALE: N.T.S DATE: MARCH, 2026	DRAWING NO.: HVAC-10 REV.: 0
	REV. NO.	DESCRIPTION	DATE	SIGN																					
DESIGN: RIMSHA SABOOR DWN.: ZAMURAD FILE: _____ CKD.: _____	PRINCIPAL ARCHITECT: RIMSHA SABOOR PROJECT ARCHITECT: RIMSHA SABOOR																								
SCALE: N.T.S DATE: MARCH, 2026	DRAWING NO.: HVAC-10 REV.: 0																								
TENDER DRAWING																									

IT NETWORKING DRAWINGS



TENDER DRAWINGS

LIST OF DRAWINGS

ECP BUILDING IT NET WORKING

S.NO.	TITLE	DRG.NO.
1	LIST OF DRAWING & LEGEND	IT - 00
2	IT NET WORKING LOWER BASEMENT FLOOR	IT - 01
3	IT NET WORKING UPPER BASEMENT FLOOR	IT - 02
4	IT NET WORKING GROUND FLOOR	IT - 03
5	IT NET WORKING FIRST FLOOR	IT - 04
6	IT NET WORKING SECOND FLOOR	IT - 05
7	IT NET WORKING THIRD FLOOR	IT - 06
8	IT NET WORKING FOURTH FLOOR	IT - 07
9	IT NET WORKING FIFTH FLOOR	IT - 08
10	IT NET WORKING SIXTH FLOOR	IT - 09

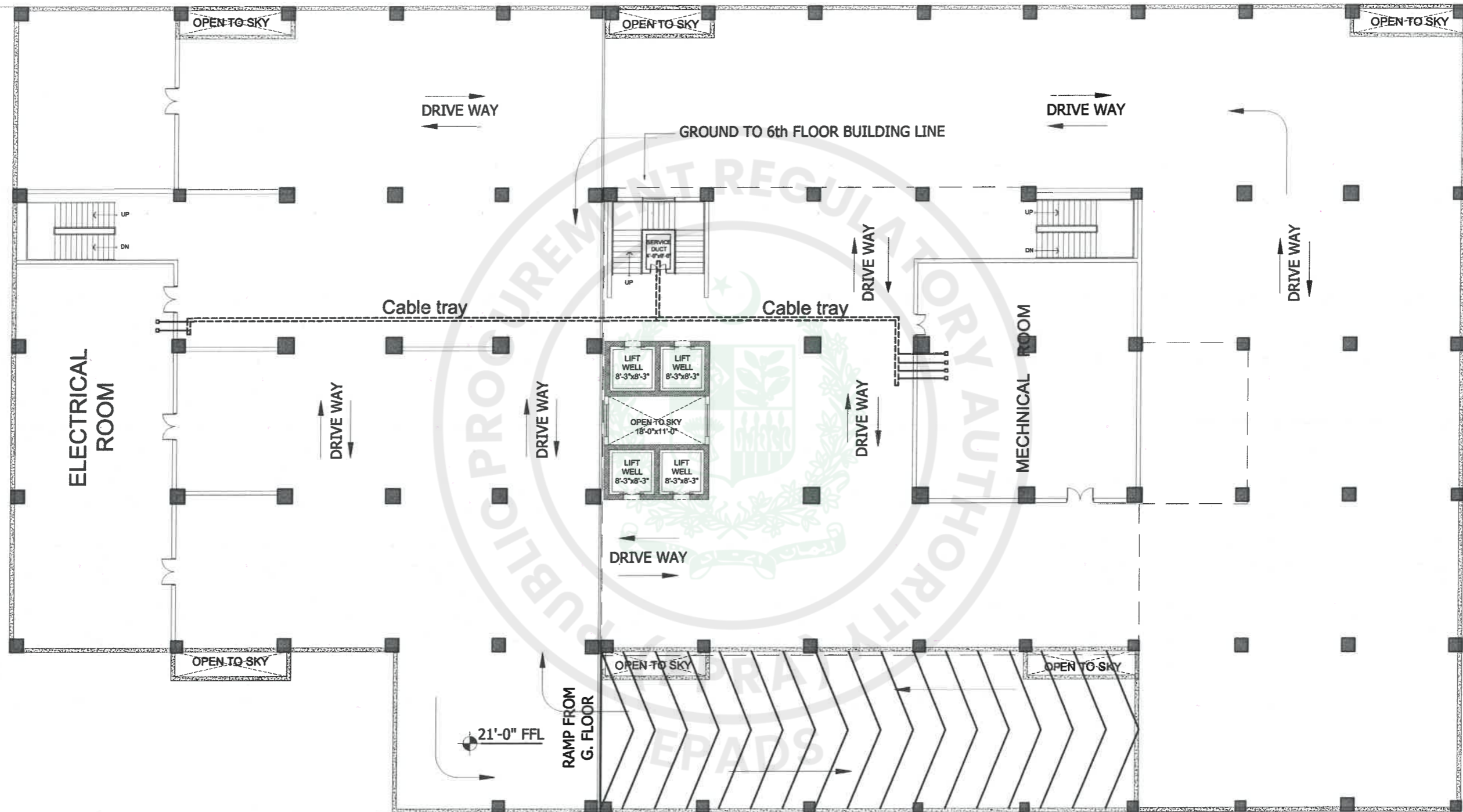
Network Point	□
Cable Tray	-----
Cable CAT 6	_____



TENDER DRAWINGS

TENDER DRAWING

CONSULTANTS DEVELOPMENT CONSULTANCY SERVICES (Pvt.) Ltd. Office 27, 2nd Floor, Executive complex, G-8 Markaz, Islamabad Phone: 051-8738305	EXECUTING AGENCY : D.G (WORKS) CAPITAL DEVELOPMENT AUTHORITY (CDA) CLIENT & SPONSOR: ELECTION COMMISSION OF PAKISTAN PROJECT ADDRESS: H-11/4, ISLAMABAD	PROJECT. CONSTRUCTION OF FEDERAL ELECTION ACADEMY AND OTHER OFFICES OF ELECTION COMMISSION OF PAKISTAN	DWG. TITLE LIST OF DRAWINGS & LEGEND	<table border="1" style="width: 100%; border-collapse: collapse;"> <tr> <th>REV. NO.</th> <th>DESCRIPTION</th> <th>DATE</th> <th>SIGN</th> </tr> <tr> <td> </td> <td> </td> <td> </td> <td> </td> </tr> <tr> <td> </td> <td> </td> <td> </td> <td> </td> </tr> <tr> <td> </td> <td> </td> <td> </td> <td> </td> </tr> </table>	REV. NO.	DESCRIPTION	DATE	SIGN													<table border="1" style="width: 100%; border-collapse: collapse;"> <tr> <td style="font-size: 8px;">DESIGNER: RIMSHA SABOOR</td> <td style="font-size: 8px;">PRINCIPAL ARCHITECT: ATHAR SAEED.</td> </tr> <tr> <td style="font-size: 8px;">DRAWN: ZAMJURAD</td> <td style="font-size: 8px;">PROJECT ARCHITECT: RIMSHA SABOOR</td> </tr> <tr> <td style="font-size: 8px;">FILE: -----</td> <td style="font-size: 8px;">SCALE: N.T.S</td> </tr> <tr> <td style="font-size: 8px;">CHKD: ATHAR SAEED.</td> <td style="font-size: 8px;">DATE: MARCH, 2026</td> </tr> </table>	DESIGNER: RIMSHA SABOOR	PRINCIPAL ARCHITECT: ATHAR SAEED.	DRAWN: ZAMJURAD	PROJECT ARCHITECT: RIMSHA SABOOR	FILE: -----	SCALE: N.T.S	CHKD: ATHAR SAEED.	DATE: MARCH, 2026
REV. NO.	DESCRIPTION	DATE	SIGN																										
DESIGNER: RIMSHA SABOOR	PRINCIPAL ARCHITECT: ATHAR SAEED.																												
DRAWN: ZAMJURAD	PROJECT ARCHITECT: RIMSHA SABOOR																												
FILE: -----	SCALE: N.T.S																												
CHKD: ATHAR SAEED.	DATE: MARCH, 2026																												
				<table border="1" style="width: 100%; border-collapse: collapse;"> <tr> <th style="width: 70%;">DRAWING NO.</th> <th style="width: 30%;">REV.</th> </tr> <tr> <td style="text-align: center; font-size: 1.2em;">IT - 00</td> <td style="text-align: center;">0</td> </tr> </table>	DRAWING NO.	REV.	IT - 00	0																					
DRAWING NO.	REV.																												
IT - 00	0																												



LOWER BASEMENT FLOOR PLAN

62 NOS CARS PARKING



TENDER DRAWINGS

TENDER DRAWING

CONSULTANTS
 **DEVELOPMENT CONSULTANCY SERVICES (Pvt.) Ltd.**
 Office 27, 2nd Floor, Executive complex, G-8 Markaz, Islamabad
 Phone: 051-8736305

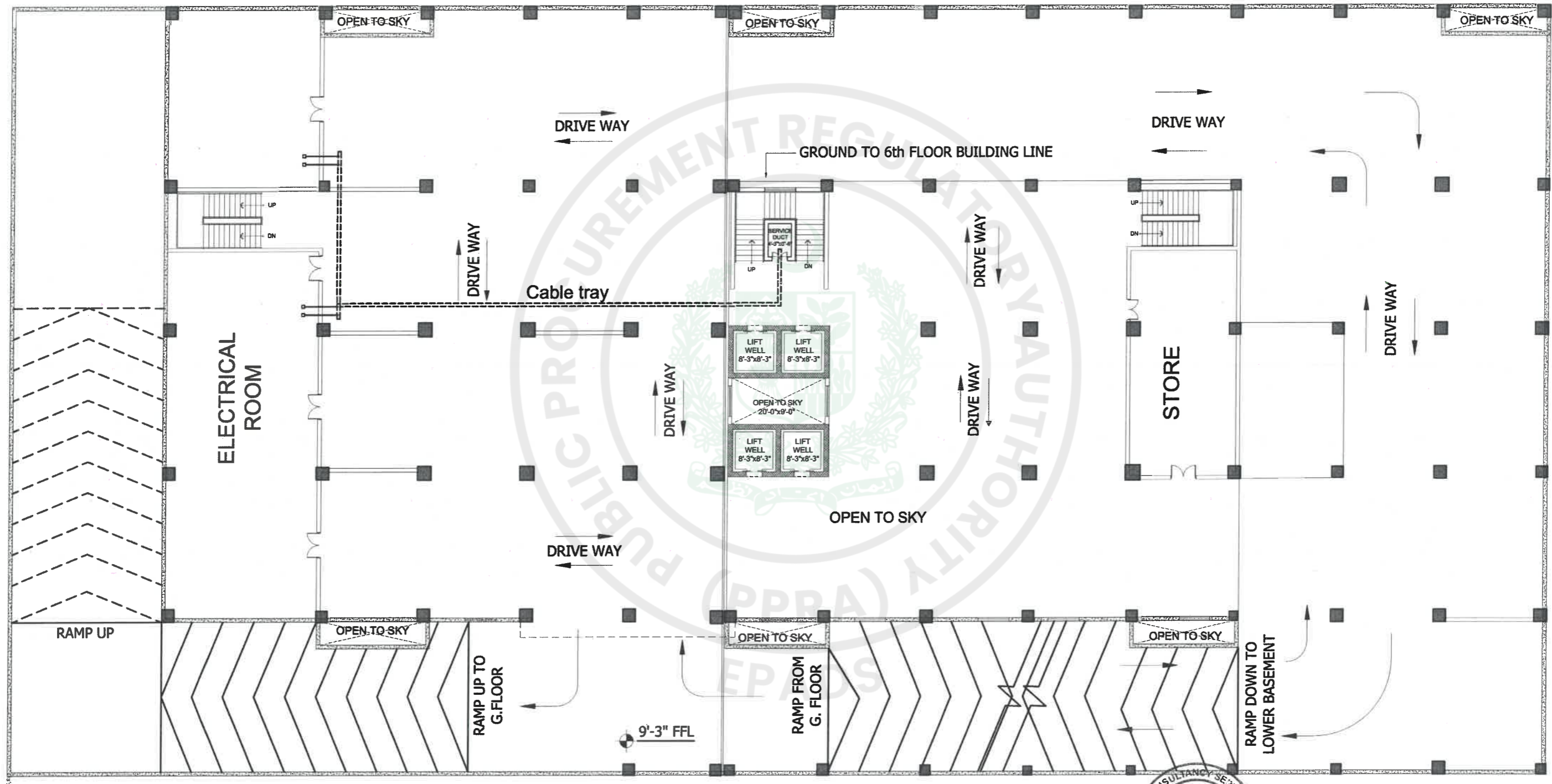
EXECUTING AGENCY:
 D.G (WORKS) CAPITAL DEVELOPMENT AUTHORITY (CDA)
CLIENT & SPONSOR:
 ELECTION COMMISSION OF PAKISTAN
PROJECT ADDRESS: H-11/4, ISLAMABAD

PROJECT:
 CONSTRUCTION OF FEDERAL ELECTION ACADEMY AND OTHER OFFICES OF ELECTION COMMISSION OF PAKISTAN

DWG. TITLE
 IT NET WORKING LOWER BASEMENT FLOOR

REV. NO.	DESCRIPTION	DATE	SIGN

DESIGNER: RIMSHA SABOOR	PRINCIPAL ARCHITECT: ATHAR SAEED	PROJECT ARCHITECT: RIMSHA SABOOR
DRAWN BY: ZAMURAD	SCALE: N.T.S	DRAWING NO.: IT - 01
FILE: _____	DATE: MARCH, 2026	REV.: 0
CHKD.: ATHAR SAEED		




UPPER BASEMENT FLOOR PLAN



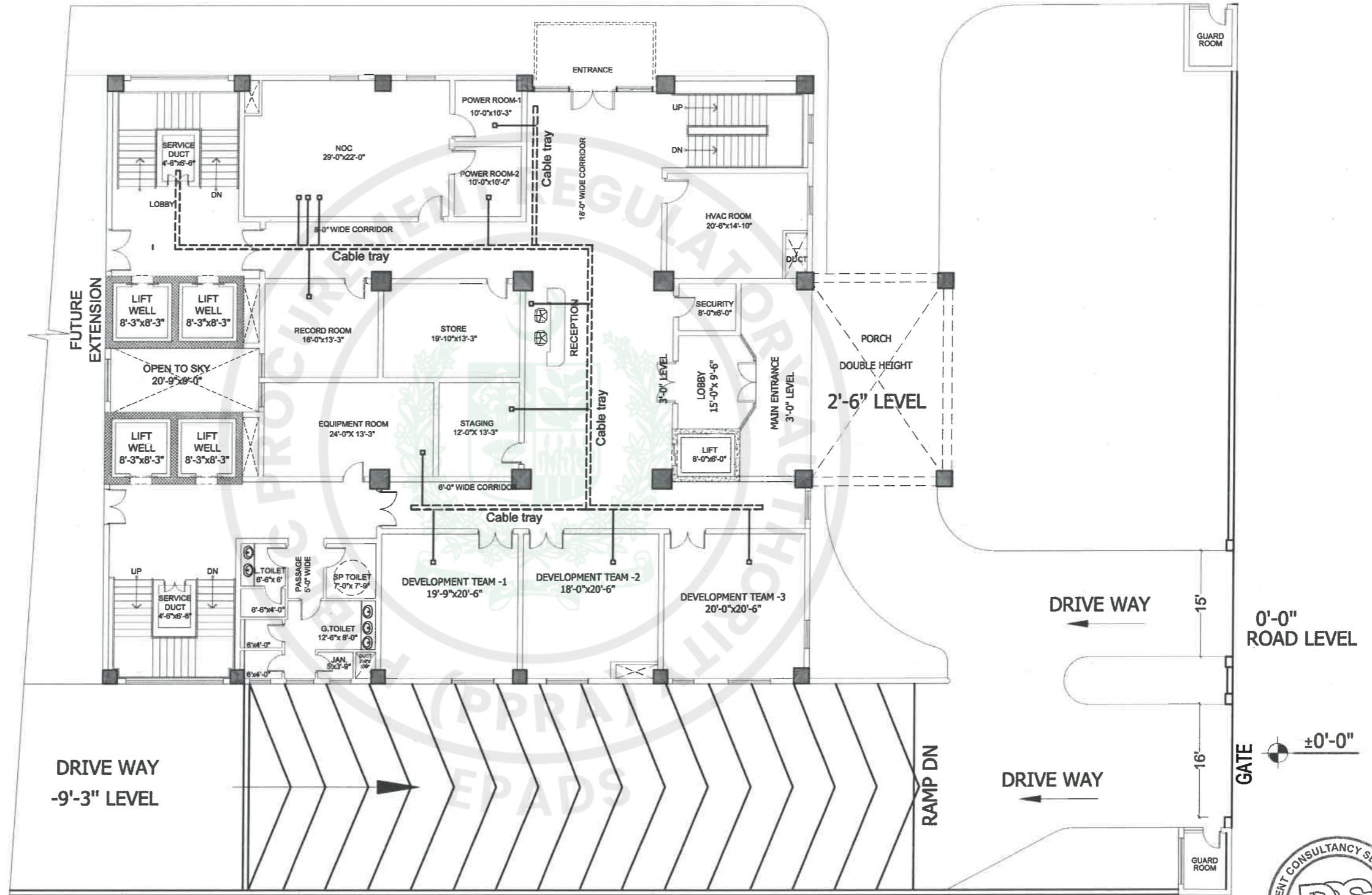
TENDER DRAWINGS

TENDER DRAWING

CONSULTANTS  DEVELOPMENT CONSULTANCY SERVICES (Pvt.) Ltd. Office 27, 2nd Floor, Executive complex, G-8 Markaz, Islamabad Phone: 051-8736305	EXECUTING AGENCY: D.G (WORKS) CAPITAL DEVELOPMENT AUTHORITY (CDA) CLIENT & SPONSOR: ELECTION COMMISSION OF PAKISTAN PROJECT ADDRESS: H-11/4, ISLAMABAD	PROJECT: CONSTRUCTION OF FEDERAL ELECTION ACADEMY AND OTHER OFFICES OF ELECTION COMMISSION OF PAKISTAN	DWG. TITLE IT NET WORKING UPPER BASEMENT FLOOR	REV. NO. _____	DESCRIPTION _____	DATE _____	SIGN _____	DESIGNER: RIMSHA SABOOR	PRINCIPAL ARCHITECT: ATHAR SAEED	PROJECT ARCHITECT: RIMSHA SABOOR
				FILE _____	DATE MARCH, 2026	SCALE N.T.S	DRAWING NO. IT-02	REV. 0		

**ADMINISTRATIVE OFFICES
DATA CENTER**
DRIVE WAY

- Network Point
- Cable Tray
- Cable CAT 6



GROUND FLOOR PLAN



TENDER DRAWINGS

TENDER DRAWING

CONSULTANTS
DEVELOPMENT CONSULTANCY SERVICES (Pvt.) Ltd.
 Office 27, 2nd Floor, Executive complex, G-8 Markaz, Islamabad
 Phone: 051-8738305


EXECUTING AGENCY:
 D.G (WORKS) CAPITAL DEVELOPMENT AUTHORITY (CDA)
CLIENT & SPONSOR:
 ELECTION COMMISSION OF PAKISTAN
PROJECT ADDRESS:
 H-11/4, ISLAMABAD

PROJECT:
 CONSTRUCTION OF FEDERAL ELECTION ACADEMY AND OTHER OFFICES OF ELECTION COMMISSION OF PAKISTAN

DWG. TITLE
 IT NET WORKING GROUND FLOOR FLOOR

REV. NO.	DESCRIPTION	DATE	SIGN

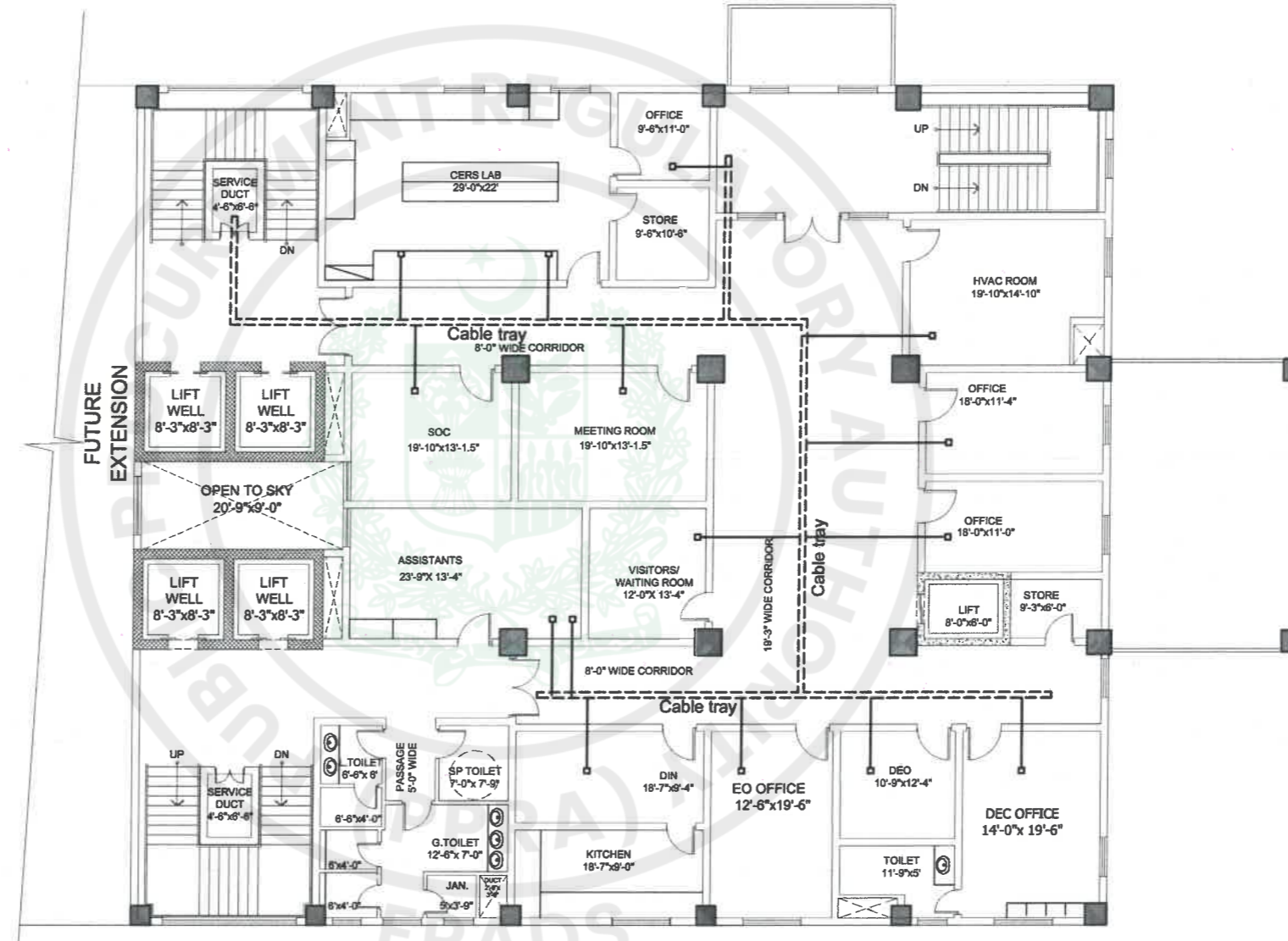
DESIGNER: SHAHEERA IRFAN	PRINCIPAL ARCHITECT: ATHAR SAEED	PROJECT ARCHITECT: SHAHEERA IRFAN
DRAWN BY: ZAMURAD	SCALE: N.T.S.	DRAWING NO. IT - 03
FILE: _____	DATE: MARCH, 2026	REV. 0
CHKD BY: ATHAR SAEED		

Network Point 

Cable Tray 

Cable CAT 6 

(OFFICES OF DISTRICT ELECTION COMMISSION ISLAMABAD)



FIRST FLOOR PLAN



TENDER DRAWINGS

TENDER DRAWING

CONSULTANTS
 **DEVELOPMENT CONSULTANCY SERVICES (Pvt.) Ltd.**
 Office 27, 2nd Floor, Executive complex, G-8 Markaz, Islamabad
 Phone: 051-8736305

EXECUTING AGENCY:
D.G (WORKS) CAPITAL DEVELOPMENT AUTHORITY (CDA)
 CLIENT & SPONSOR:
ELECTION COMMISSION OF PAKISTAN
 PROJECT ADDRESS: **H-11/4, ISLAMABAD**

PROJECT:
CONSTRUCTION OF FEDERAL ELECTION ACADEMY AND OTHER OFFICES OF ELECTION COMMISSION OF PAKISTAN

DWG. TITLE
IT NET WORKING FIRST FLOOR FLOOR

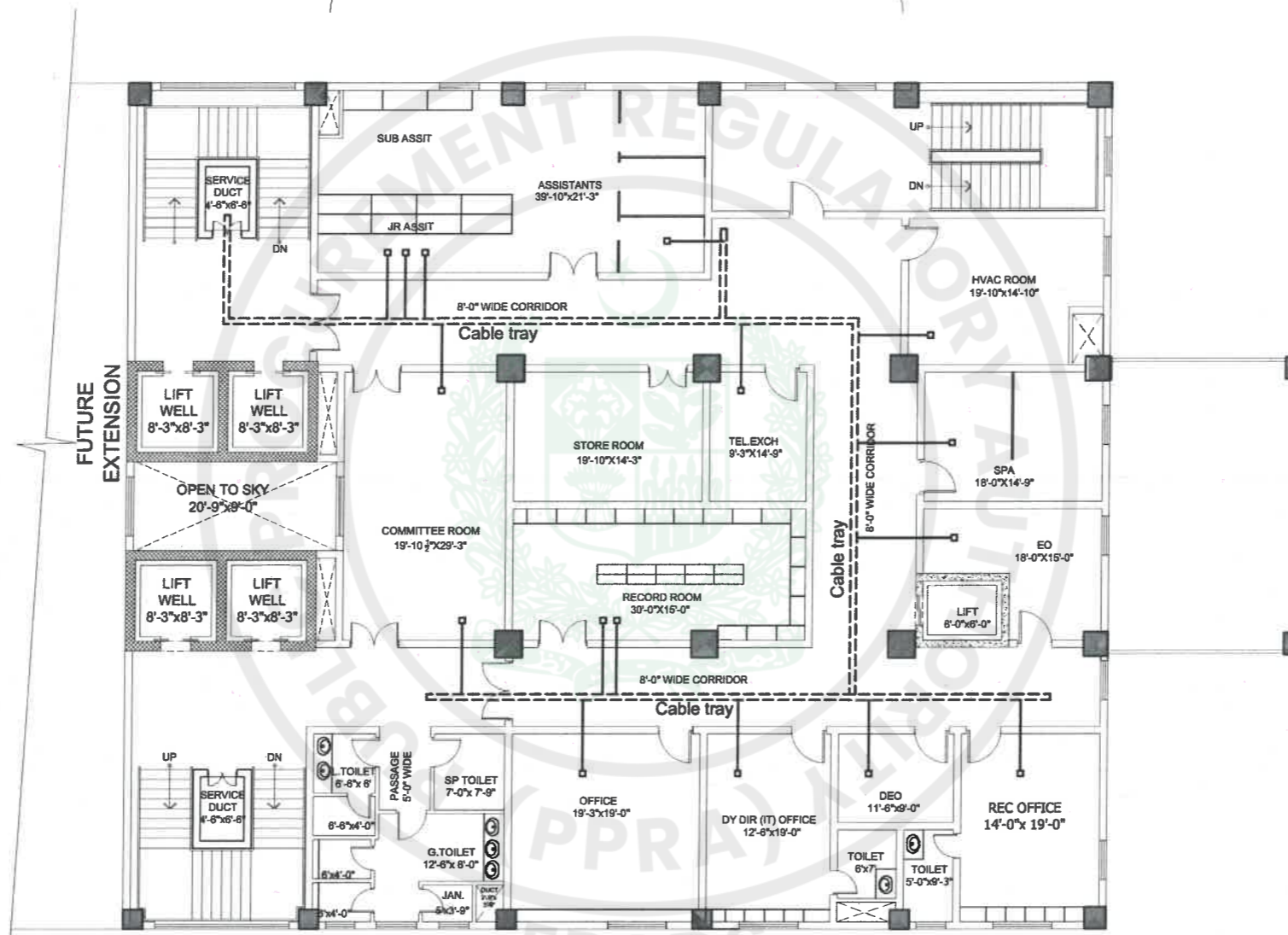
REV. NO.	DESCRIPTION	DATE	SIGN	DESIGNER	PRINCIPAL ARCHITECT.	PROJECT ARCHITECT.
				DESIGN: SHAHEERA IRFAN	PRINCIPAL ARCHITECT: ATHAR SAEED	PROJECT ARCHITECT: SHAHEERA IRFAN
				DWN: ZAMURAD	SCALE: N.T.S	DRAWING NO. IT - 04
				FILE: _____	DATE: MARCH, 2026	REV. 0
				CD: ATHAR SAEED		

Network Point 

Cable Tray 

Cable CAT 6 

(OFFICES OF REGIONAL ELECTION COMMISSIONER



SECOND FLOOR PLAN



TENDER DRAWINGS

TENDER DRAWING

CONSULTANTS
 **DEVELOPMENT CONSULTANCY SERVICES (Pvt.) Ltd.**
 Office 27, 2nd Floor, Executive complex, G-8 Markaz,
 Islamabad
 Phone: 051-8736305

EXECUTING AGENCY:
D.G (WORKS) CAPITAL DEVELOPMENT AUTHORITY (CDA)
 CLIENT & SPONSOR:
ELECTION COMMISSION OF PAKISTAN
 PROJECT ADDRESS:
H-11/4, ISLAMABAD

PROJECT:
CONSTRUCTION OF FEDERAL ELECTION ACADEMY AND OTHER OFFICES OF ELECTION COMMISSION OF PAKISTAN

DWG. TITLE
IT NET WORKING SECOND FLOOR

REV. NO.	DESCRIPTION	DATE	SIGN

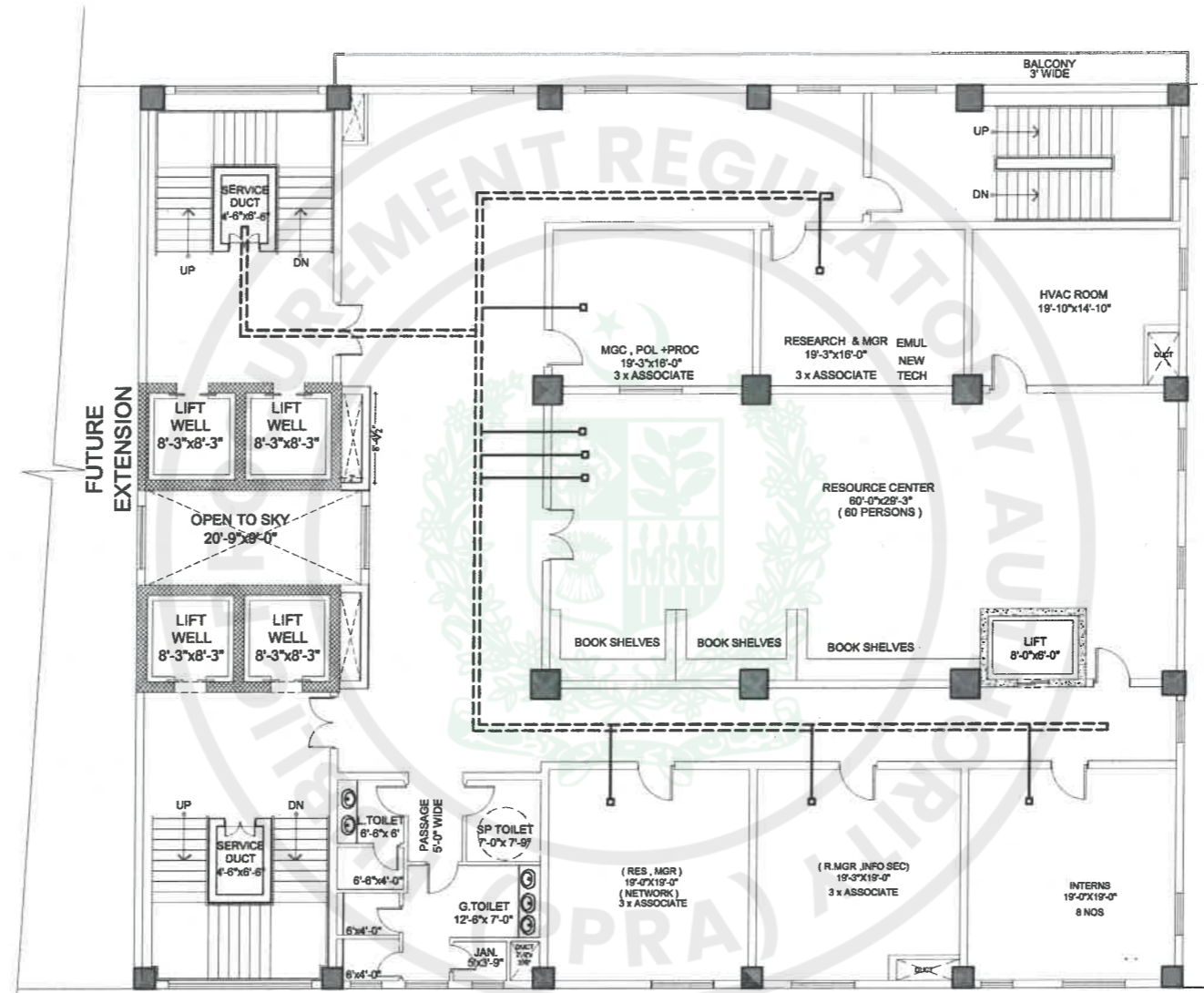
DESIGNER: SHAHEERA IRFAN
 DWG. NO.: ZAMURAD
 FILE: _____
 CKD.: ATHAR SAEED

PRINCIPAL ARCHITECT.		PROJECT ARCHITECT.	
ATHAR SAEED.		SHAHEERA IRFAN	
SCALE: N.T.S.	DRAWING NO.		REV.
DATE: MARCH, 2025	IT - 05		0

Network Point 

Cable Tray 

Cable CAT 6 




THIRD FLOOR PLAN



TENDER DRAWINGS


TENDER DRAWING

CONSULTANTS  DEVELOPMENT CONSULTANCY SERVICES (Pvt) Ltd. Office 27, 2nd Floor, Executive complex, G-8 Markaz, Islamabad Phone: 051-8738305	EXECUTING AGENCY: D.G (WORKS) CAPITAL DEVELOPMENT AUTHORITY (CDA) CLIENT & SPONSOR: ELECTION COMMISSION OF PAKISTAN PROJECT ADDRESS: H-11/4, ISLAMABAD	PROJECT: CONSTRUCTION OF FEDERAL ELECTION ACADEMY AND OTHER OFFICES OF ELECTION COMMISSION OF PAKISTAN	DWG. TITLE: IT NET WORKING THIRD FLOOR FLOOR	REV. NO. DESCRIPTION DATE SIGN	DESN. SHAHEERA IRFAN DWN. ZAMURAD FILE CKD. ATHAR SAEED.	PRINCIPAL ARCHITECT. ATHAR SAEED.	PROJECT ARCHITECT. SHAHEERA IRFAN
	SCALE: N.T.S. DATE: MARCH, 2026		DRAWING NO. IT - 06		REV. 0		

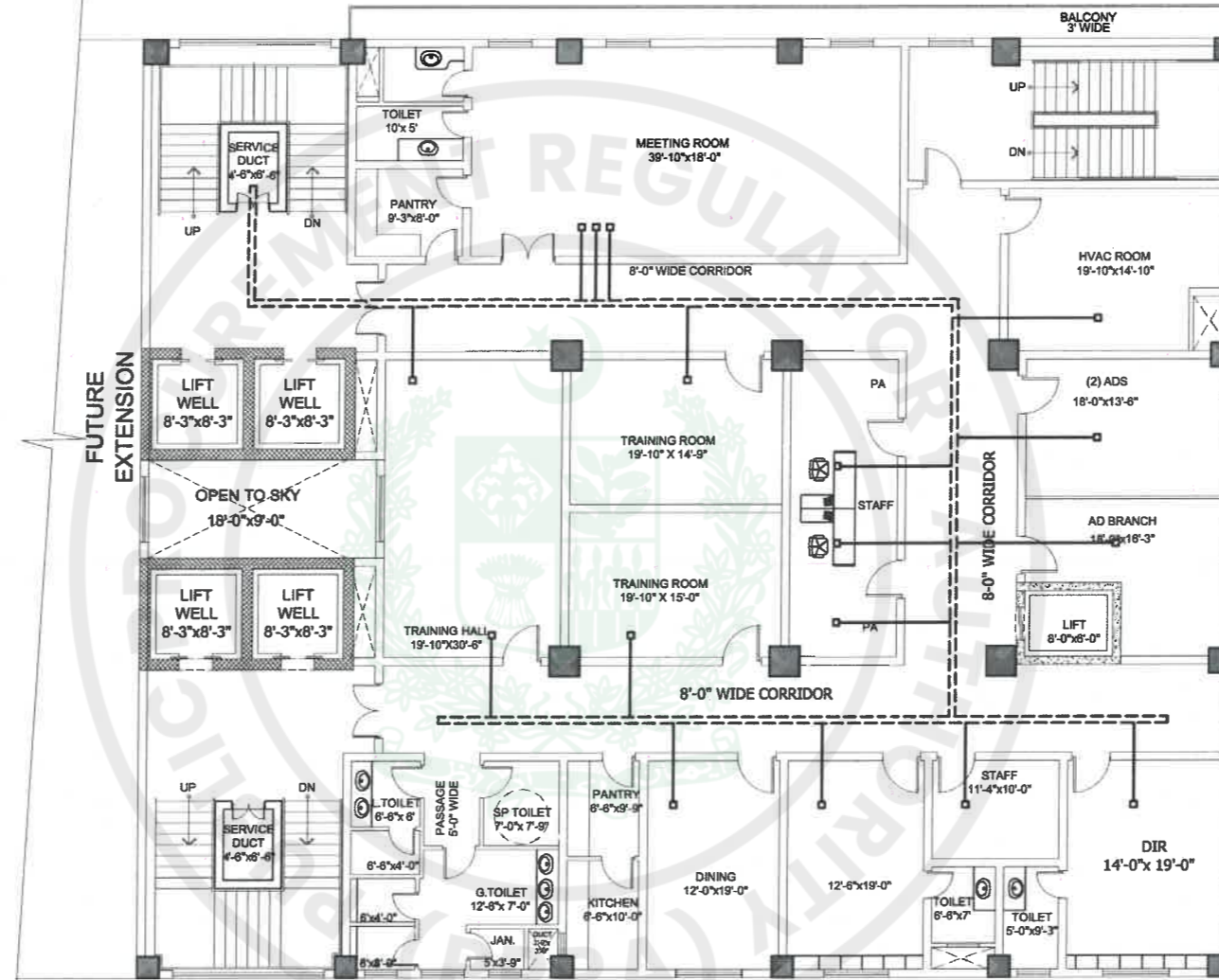
Network Point



Cable Tray



Cable CAT 6




FOURTH FLOOR PLAN



TENDER DRAWINGS


TENDER DRAWING

CONSULTANTS  DEVELOPMENT CONSULTANCY SERVICES (Pvt.) Ltd. Office 27, 2nd Floor, Executive complex, G-8 Markaz, Islamabad Phone: 051-8736305	EXECUTING AGENCY: D.G (WORKS) CAPITAL DEVELOPMENT AUTHORITY (CDA) CLIENT & SPONSOR: ELECTION COMMISSION OF PAKISTAN PROJECT ADDRESS: H-11/4, ISLAMABAD	PROJECT: CONSTRUCTION OF FEDERAL ELECTION ACADEMY AND OTHER OFFICES OF ELECTION COMMISSION OF PAKISTAN	DWG. TITLE IT NET WORKING FOURTH FLOOR FLOOR	<table border="1"> <thead> <tr> <th>REV. NO.</th> <th>DESCRIPTION</th> <th>DATE</th> <th>SIGN</th> </tr> </thead> <tbody> <tr> <td> </td> <td> </td> <td> </td> <td> </td> </tr> <tr> <td> </td> <td> </td> <td> </td> <td> </td> </tr> <tr> <td> </td> <td> </td> <td> </td> <td> </td> </tr> </tbody> </table>	REV. NO.	DESCRIPTION	DATE	SIGN													DESIGNER: SHAHEERA IRFAN DRAWN BY: ZAMURAD FILED BY: _____ CHECKED BY: ATHAR SAEED	PRINCIPAL ARCHITECT: ATHAR SAEED	PROJECT ARCHITECT: SHAHEERA IRFAN
					REV. NO.	DESCRIPTION	DATE	SIGN															
SCALE: N.T.S. DATE: MARCH, 2026		DRAWING NO.: IT - 07 REV.: 0																					

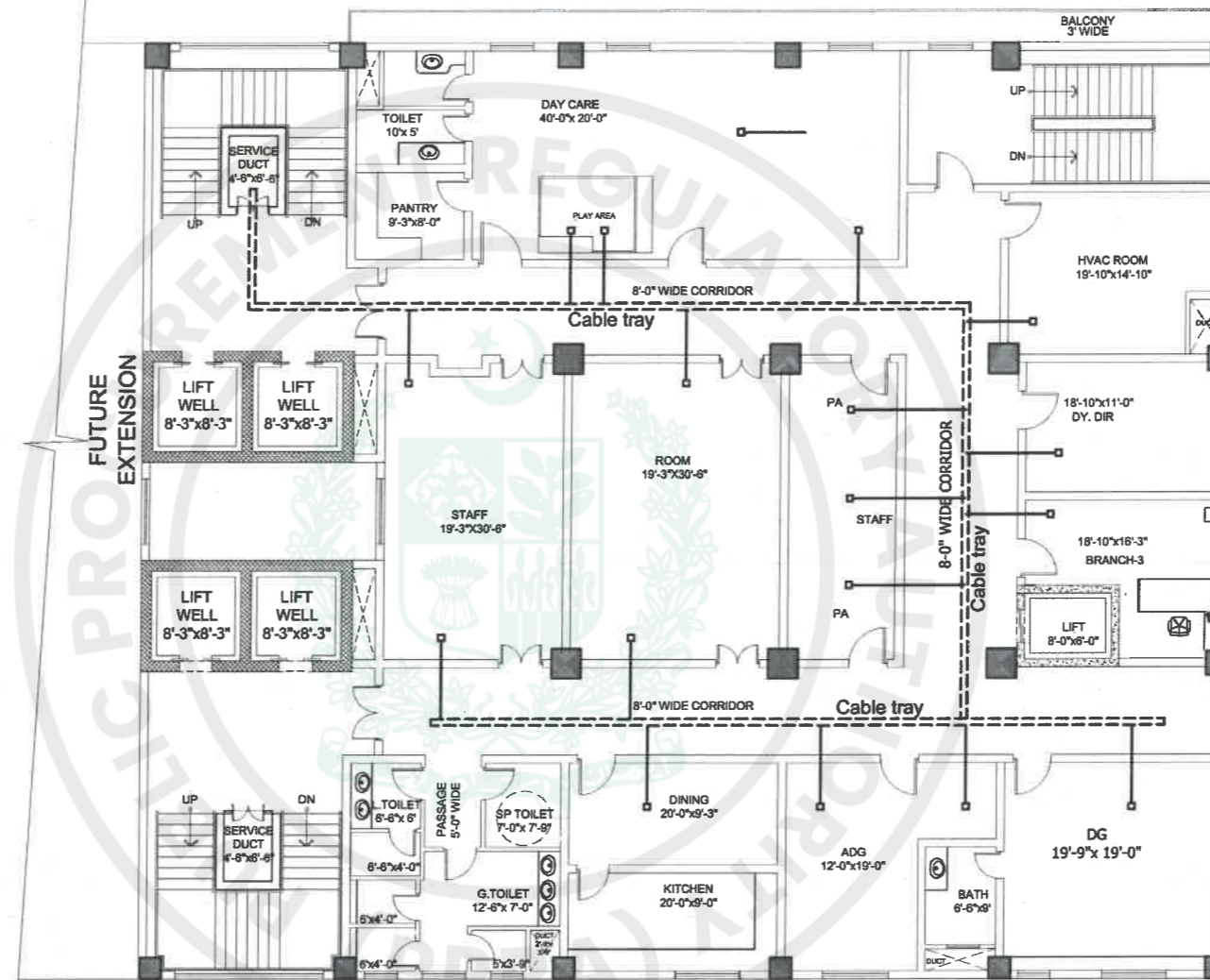
Network Point



Cable Tray



Cable CAT 6







FIFTH FLOOR PLAN

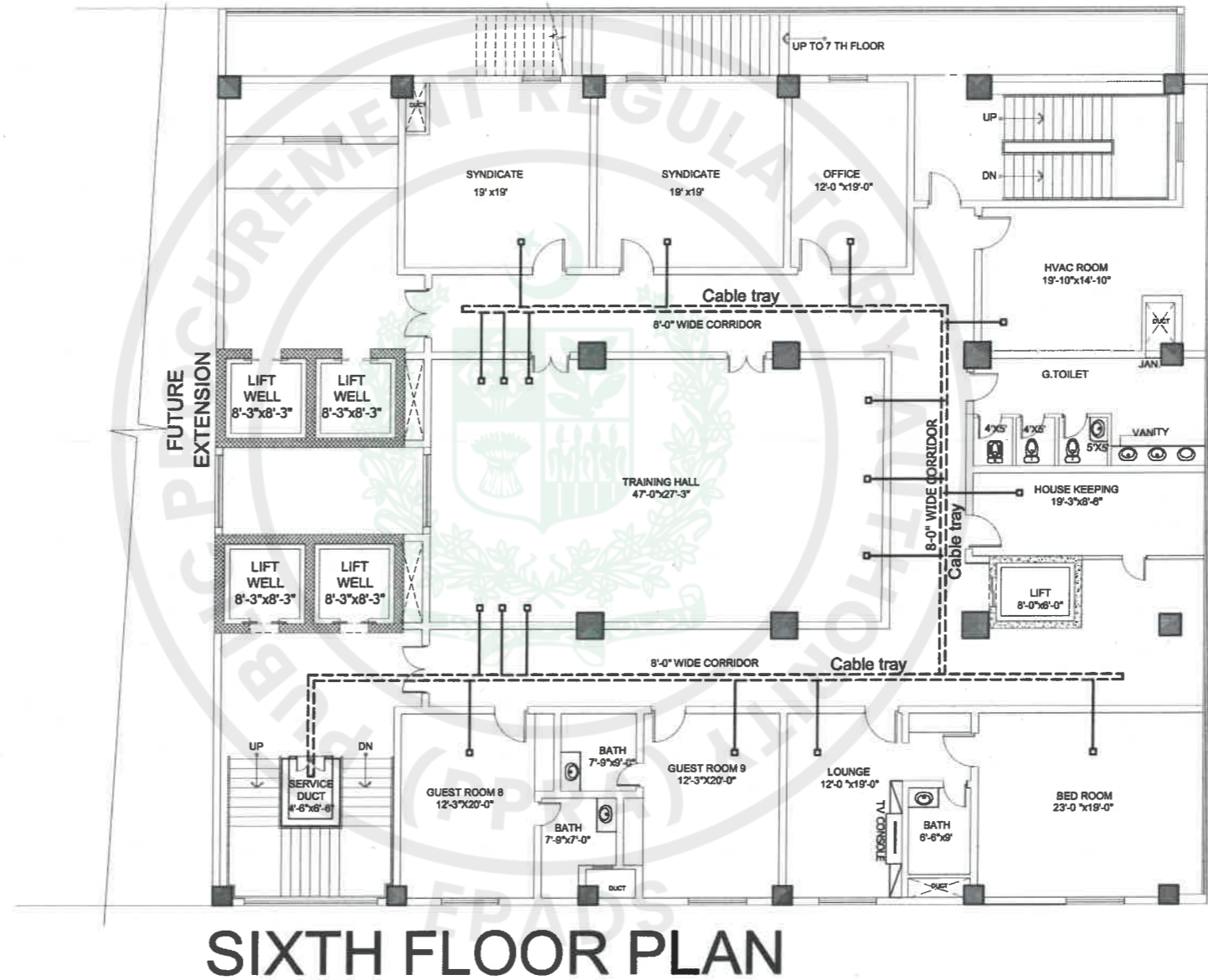


TENDER DRAWINGS

TENDER DRAWING

CONSULTANTS  DEVELOPMENT CONSULTANCY SERVICES (Pvt.) Ltd. Office 27, 2nd Floor, Executive complex, G-8 Markaz, Islamabad Phone: 051-8736305	EXECUTING AGENCY: D.G (WORKS) CAPITAL DEVELOPMENT AUTHORITY (CDA) CLIENT & SPONSOR: ELECTION COMMISSION OF PAKISTAN PROJECT ADDRESS: H-11/4, ISLAMABAD	PROJECT: CONSTRUCTION OF FEDERAL ELECTION ACADEMY AND OTHER OFFICES OF ELECTION COMMISSION OF PAKISTAN	DWG. TITLE: IT NET WORKING FIFTH FLOOR FLOOR	<table border="1"> <thead> <tr> <th>REV. NO.</th> <th>DESCRIPTION</th> <th>DATE</th> <th>SIGN</th> </tr> </thead> <tbody> <tr> <td> </td> <td> </td> <td> </td> <td> </td> </tr> </tbody> </table>	REV. NO.	DESCRIPTION	DATE	SIGN					<table border="1"> <tr> <td>DESIGNER: SHAHEERA IRFAN</td> <td>PRINCIPAL ARCHITECT: ATHAR SAEED</td> <td>PROJECT ARCHITECT: SHAHEERA IRFAN</td> </tr> <tr> <td>DWN. : ZAMURAD</td> <td>SCALE: N.T.S</td> <td>DRAWING NO. IT - 08</td> </tr> <tr> <td>FILE: _____</td> <td>DATE: MARCH, 2026</td> <td>REV. 0</td> </tr> <tr> <td>CHKD. : ATHAR SAEED</td> <td></td> <td></td> </tr> </table>	DESIGNER: SHAHEERA IRFAN	PRINCIPAL ARCHITECT: ATHAR SAEED	PROJECT ARCHITECT: SHAHEERA IRFAN	DWN. : ZAMURAD	SCALE: N.T.S	DRAWING NO. IT - 08	FILE: _____	DATE: MARCH, 2026	REV. 0	CHKD. : ATHAR SAEED		
	REV. NO.	DESCRIPTION	DATE	SIGN																					
DESIGNER: SHAHEERA IRFAN	PRINCIPAL ARCHITECT: ATHAR SAEED	PROJECT ARCHITECT: SHAHEERA IRFAN																							
DWN. : ZAMURAD	SCALE: N.T.S	DRAWING NO. IT - 08																							
FILE: _____	DATE: MARCH, 2026	REV. 0																							
CHKD. : ATHAR SAEED																									
<p>e-Pak Acquisition and Disposal System (EPADS) generated document © 2026</p>																									

Network Point 
 Cable Tray 
 Cable CAT 6 



SIXTH FLOOR PLAN



TENDER DRAWINGS

TENDER DRAWING

CONSULTANTS
 **DEVELOPMENT CONSULTANCY SERVICES (Pvt.) Ltd.**
 Office 27, 2nd Floor, Executive complex, G-8 Markaz, Islamabad
 Phone: 051-8736305

EXECUTING AGENCY:
 D.G (WORKS) CAPITAL DEVELOPMENT AUTHORITY (CDA)
CLIENT & SPONSOR:
 ELECTION COMMISSION OF PAKISTAN
PROJECT ADDRESS: H-11/4, ISLAMABAD

PROJECT:
 CONSTRUCTION OF FEDERAL ELECTION ACADEMY AND OTHER OFFICES OF ELECTION COMMISSION OF PAKISTAN

DWG. TITLE
 IT NET WORKING SIXTH FLOOR FLOOR

REV. NO.	DESCRIPTION	DATE	SIGN.

DESIGNER: SHAHEERA IRFAN	PRINCIPAL ARCHITECT: ATHAR SAEED	PROJECT ARCHITECT: SHAHEERA IRFAN
DRAWN BY: ZAMURAD	SCALE: N.T.S	DRAWING NO. IT - 09
FILE: _____	DATE: MARCH, 2026	REV. 0
CHKD BY: ATHAR SAEED		

FIRE FIGHTING DRAWINGS



TENDER DRAWINGS




LIST OF DRAWINGS (ECP)

FIRE FIGHTING DRAWINGS

LIST OF DRAWINGS	FF-0
LEGEND & GENERAL NOTES	FF-00
LOWER BASEMENT FIRE FIGHTING LAYOUT PLAN	FF-01
UPPER BASEMENT FIRE FIGHTING LAYOUT PLAN	FF-02
GROUND FLOOR FIRE FIGHTING LAYOUT PLAN	FF-03
FIRST FLOOR FIRE FIGHTING LAYOUT PLAN	FF-04
SECOND FLOOR FIRE FIGHTING LAYOUT PLAN	FF-05
THIRD FLOOR FIRE FIGHTING LAYOUT PLAN	FF-06
FOURTH FLOOR FIRE FIGHTING LAYOUT PLAN	FF-07
FIFTH FLOOR FIRE FIGHTING LAYOUT PLAN	FF-08
SIXTH FLOOR FIRE FIGHTING LAYOUT PLAN	FF-09
MUMTY FLOOR FIRE FIGHTING LAYOUT PLAN	FF-10



TENDER DRAWINGS

CONSULTANTS  DEVELOPMENT CONSULTANCY SERVICES (Pvt.) Ltd. Office 27, 2nd Floor, Executive complex, G-8 Markaz, Islamabad Phone: 051-8736305	EXECUTING AGENCY : D.G (WORKS) CAPITAL DEVELOPMENT AUTHORITY (CDA) CLIENT & SPONSOR: ELECTION COMMISSION OF PAKISTAN PROJECT ADDRESS: H-11/4, ISLAMABAD	PROJECT: CONSTRUCTION OF FEDERAL ELECTION ACADEMY AND OTHER OFFICES OF ELECTION COMMISSION OF PAKISTAN	DWG. TITLE LIST OF DRAWINGS	<table border="1"> <thead> <tr> <th>REV. NO.</th> <th>DESCRIPTION</th> <th>DATE</th> <th>SIGN</th> </tr> </thead> <tbody> <tr> <td> </td> <td> </td> <td> </td> <td> </td> </tr> <tr> <td> </td> <td> </td> <td> </td> <td> </td> </tr> <tr> <td> </td> <td> </td> <td> </td> <td> </td> </tr> </tbody> </table>	REV. NO.	DESCRIPTION	DATE	SIGN													DESI. RIMSHA SABOOR DWN. ZAMURAD FILE CKD. ATHAR SAEED.	PRINCIPAL ARCHITECT. ATHAR SAEED. PROJECT ARCHITECT. RIMSHA SABOOR	SCALE N.T.S DATE MARCH, 2026	DRAWING NO. FF - 0	REV. 0
	REV. NO.	DESCRIPTION	DATE	SIGN																					
TENDER DRAWING																									

LEGENDS FIRE FIGHTING

WATER SUPPLY FOR Hydrant & HOSE REELS



WATER SUPPLY FOR SPRINKLER HEAD



FIRE HOSE REEL

FHR



FIRE HYDRANT

FH



6kg DCP FIRE EXTINGUISHER



5kg CO₂ FIRE EXTINGUISHER



2kg CO₂ FIRE EXTINGUISHER



2kg FOAM TYPE FIRE EXTINGUISHER



PRESSURE-REDUCING VALVE

PRV



SPRINKLER HEAD

SP



FIRE DEPARTMENT CONNECTION

FDC



POWDER TROLLEY 50 KG



FOAM 50 LTR.



FIRE BLANKET



FROM ABOVE

F/A

TO BELOW

T/B

FROM BELOW

F/B

TO ABOVE

T/A


GENERAL NOTES

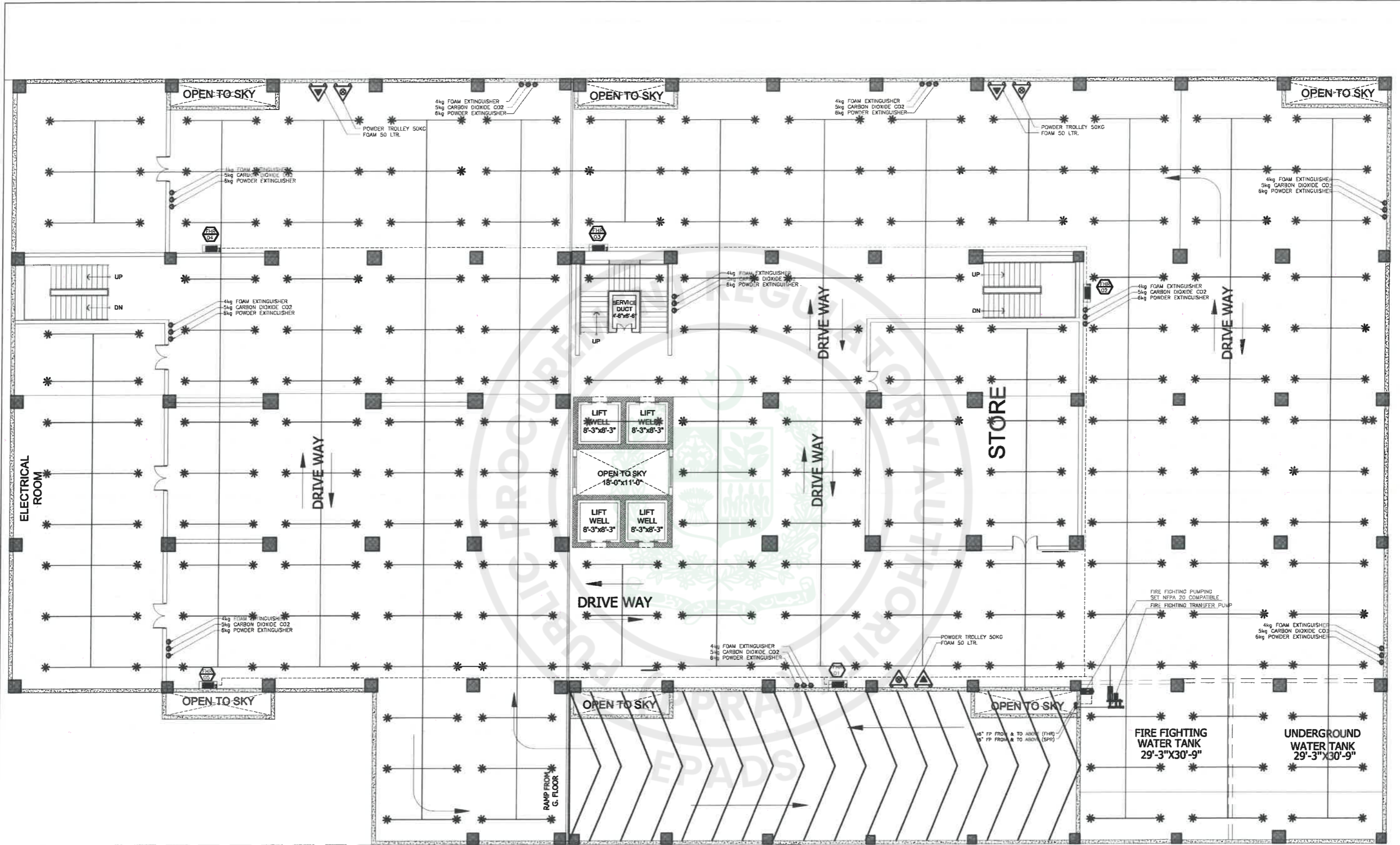
- No work shall be carried out unless shop drawings are submitted by the contractor and approved by the consultant.
- Contractor shall not provide any equipment or material while technical submittals are submitted by the contractor and approved by the consultant.
- The installation of sprinkler systems shall be in accordance with NFPA 13.
- Fire Extinguisher classification shall be according to NFPA codes NFPA 10.
- Fire hose reels shall be compatible to NFPA 130.
- Inside the building use black seamless schedule 40 pipes.
- Outside the building (Buried Pipe) use PVC pipes.
- Electric Power supply to Fire Fighting Pumps shall be given by others.
- Contractor shall ensure proper fixing of equipment in available spaces.
- Contractor shall provide opening in wall, floor, slabs etc as required.
- Provide sleeves in walls where pipes passing through it.
- All work shall be carried out according to latest engineering standards and codes.
- Connection from flow switches to fire alarm system shall be given by others.



TENDER DRAWINGS

TENDER DRAWING

CONSULTANTS  DEVELOPMENT CONSULTANCY SERVICES (Pvt.) Ltd. Office 27, 2nd Floor, Executive complex, G-8 Markaz, Islamabad Phone: 051-8736305	EXECUTING AGENCY: D.G (WORKS) CAPITAL DEVELOPMENT AUTHORITY (CDA) CLIENT & SPONSOR: ELECTION COMMISSION OF PAKISTAN PROJECT ADDRESS: H-11/4, ISLAMABAD	PROJECT: CONSTRUCTION OF FEDERAL ELECTION ACADEMY AND OTHER OFFICES OF ELECTION COMMISSION OF PAKISTAN	DWG. TITLE: LEGEND & GENERAL NOTES	REV. NO. DESCRIPTION DATE SIGN	DESN. RIMSHA SABOOR DWN. ZAMURAD FILE CKD. ATHAR SAEED	PRINCIPAL ARCHITECT. ATHAR SAEED	PROJECT ARCHITECT. RIMSHA SABOOR	SCALE N.T.S	DRAWING NO. FF - 00	REV. 0
	PROJECT ADDRESS: H-11/4, ISLAMABAD		DATE MARCH, 2026		DATE MARCH, 2026		DATE MARCH, 2026		DATE MARCH, 2026	



LOWER BASEMENT FLOOR FIRE FIGHTING LAYOUT PLAN



TENDER DRAWINGS

TENDER DRAWING

CONSULTANTS
 **DEVELOPMENT CONSULTANCY SERVICES (Pvt.) Ltd.**
 Office 27, 2nd Floor, Executive complex, G-8 Markaz, Islamabad
 Phone: 051-8736305

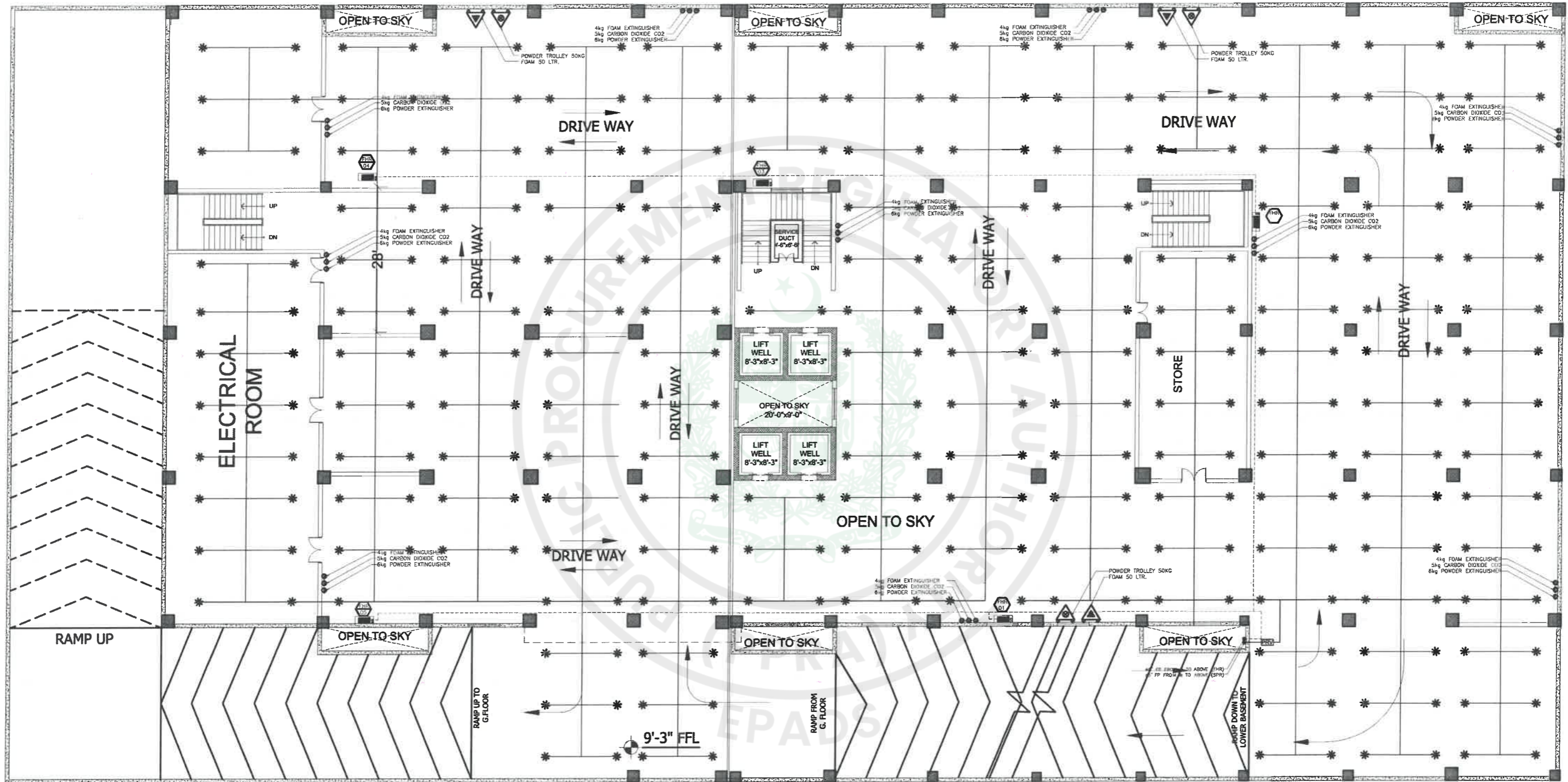
EXECUTING AGENCY:
 D.G (WORKS) CAPITAL DEVELOPMENT AUTHORITY (CDA)
CLIENT & SPONSOR:
 ELECTION COMMISSION OF PAKISTAN
PROJECT ADDRESS: H-11/4, ISLAMABAD

PROJECT:
 CONSTRUCTION OF FEDERAL ELECTION ACADEMY AND OTHER OFFICES OF ELECTION COMMISSION OF PAKISTAN

DWG. TITLE
 LOWER BASEMENT FIRE FIGHTING LAYOUT PLAN

REV. NO.	DESCRIPTION	DATE	SIGN

DES. RIMSHA SABOOR	PRINCIPAL ARCHITECT.	PROJECT ARCHITECT.
OWN. ZAMURAD	ATHAR SAIED.	RIMSHA SABOOR
FILE	SCALE N.T.S	DRAWING NO.
CHKD. ATHAR SAIED.	DATE MARCH, 2026	FF - 01
		REV. 0



UPPER BASEMENT FLOOR FIRE FIGHTING LAYOUT PLAN



TENDER DRAWINGS

TENDER DRAWING

CONSULTANTS
DEVELOPMENT CONSULTANCY SERVICES (Pvt.) Ltd.
 Office 27, 2nd Floor, Executive complex, G-8 Markaz,
 Islamabad
 Phone: 051-8738305

EXECUTING AGENCY:
D.G (WORKS) CAPITAL DEVELOPMENT AUTHORITY (CDA)
 CLIENT & SPONSOR:
ELECTION COMMISSION OF PAKISTAN
 PROJECT ADDRESS:
H-11/4, ISLAMABAD

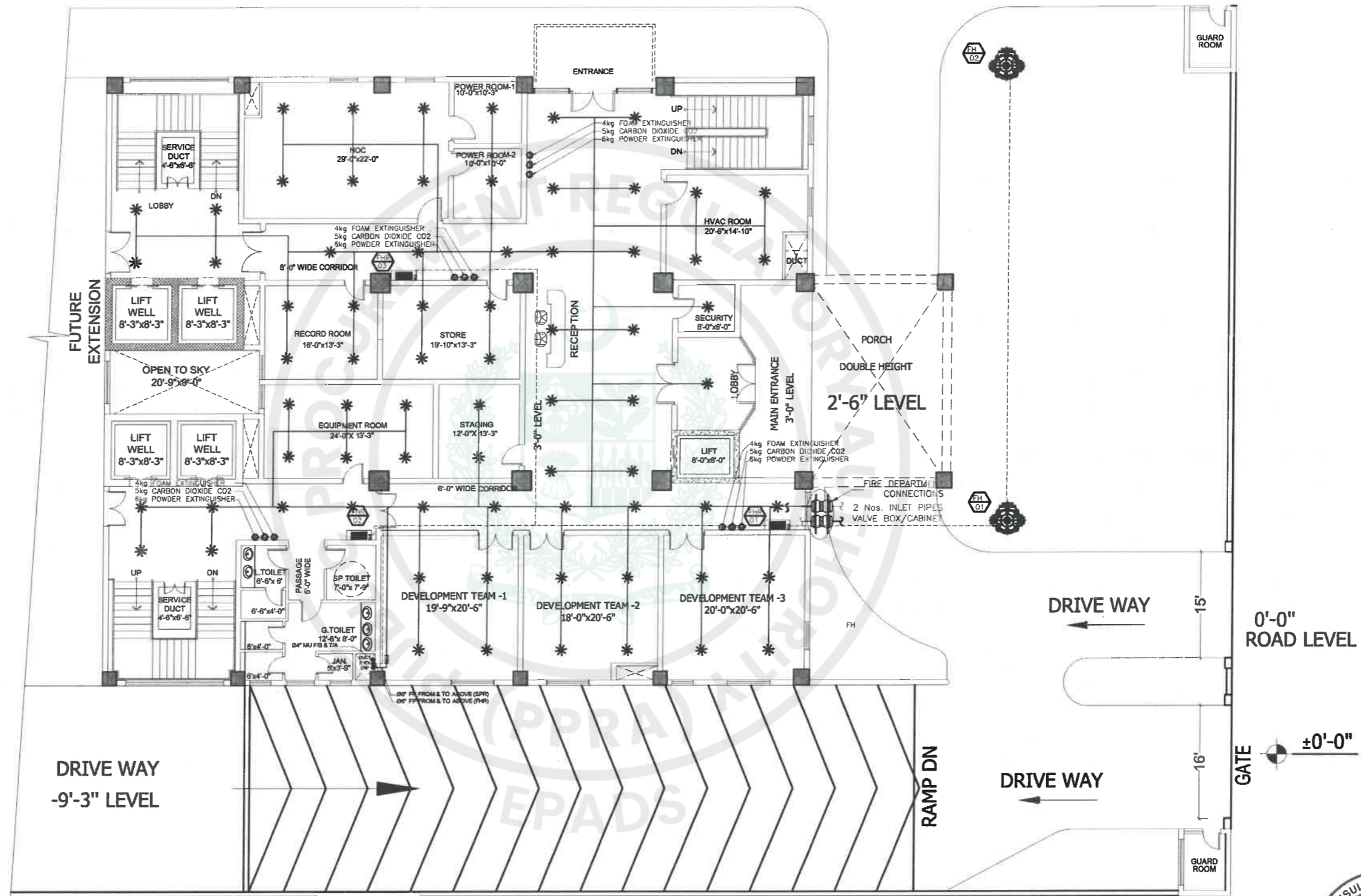
PROJECT:
CONSTRUCTION OF FEDERAL ELECTION ACADEMY AND OTHER OFFICES OF ELECTION COMMISSION OF PAKISTAN

DWG. TITLE
UPPER BASEMENT FIRE FIGHTING LAYOUT PLAN

REV. NO.	DESCRIPTION	DATE	SIGN

DESIGNER: RIMSHA SABOOR	PRINCIPAL ARCHITECT: ATHAR SAEED	PROJECT ARCHITECT: RIMSHA SABOOR
DRAWN: ZAMJURAD	SCALE: N.T.S	DRAWING NO. FF - 02
FILE: _____	DATE: MARCH, 2026	REV. 0
CHKD: ATHAR SAEED		

**ADMINISTRATIVE OFFICES
DATA CENTER
DRIVE WAY**



GROUND FLOOR FIRE FIGHTING LAYOUT PLAN



TENDER DRAWINGS

TENDER DRAWING

CONSULTANTS
 **DEVELOPMENT CONSULTANCY SERVICES (Pvt.) Ltd.**
 Office 27, 2nd Floor, Executive complex, G-8 Markaz, Islamabad
 Phone: 051-8738305

EXECUTING AGENCY:
 D.G (WORKS) CAPITAL DEVELOPMENT AUTHORITY (CDA)
CLIENT & SPONSOR:
 ELECTION COMMISSION OF PAKISTAN
PROJECT ADDRESS:
 H-11/4, ISLAMABAD

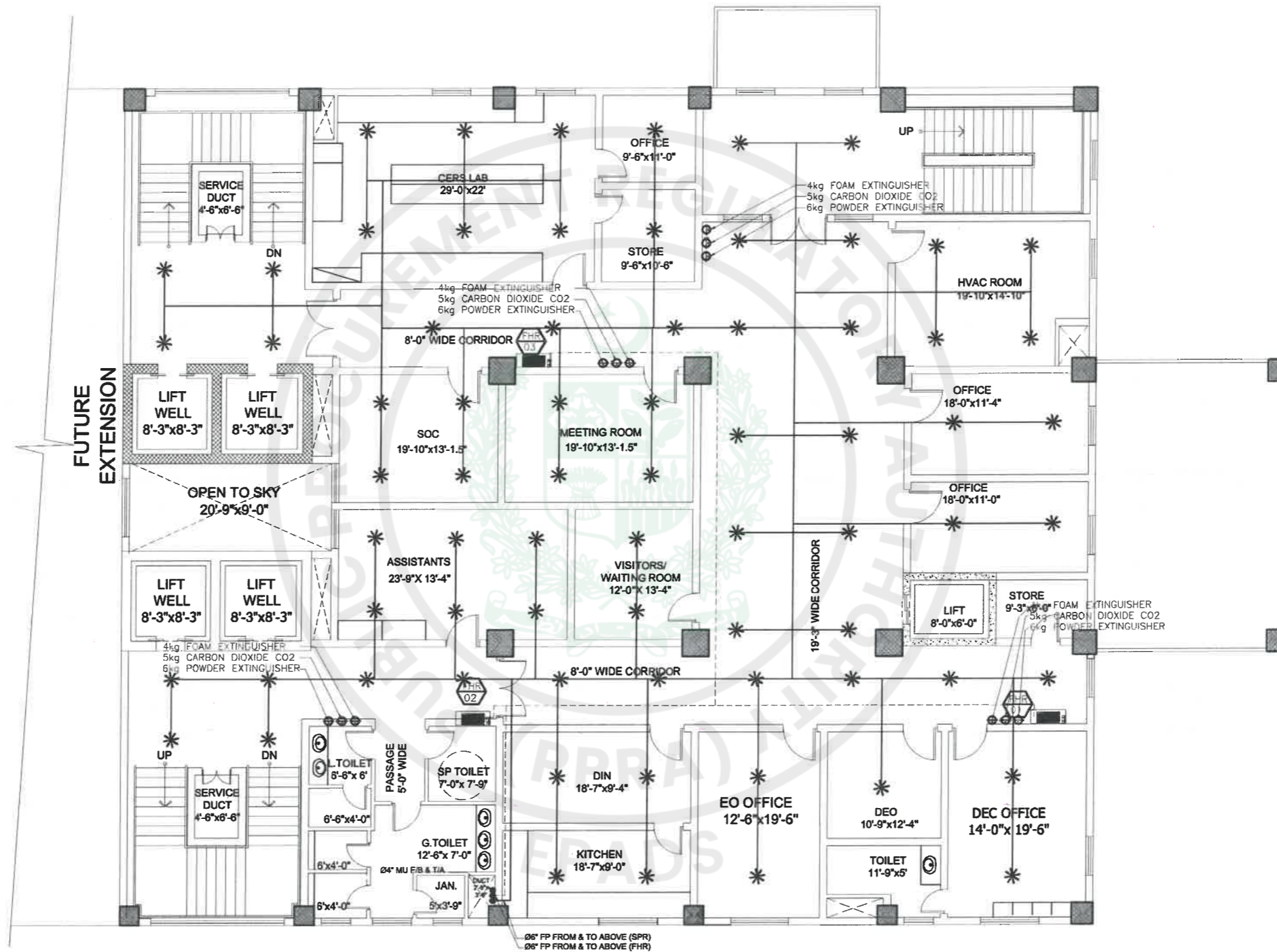
PROJECT:
 CONSTRUCTION OF FEDERAL ELECTION ACADEMY AND OTHER OFFICES OF ELECTION COMMISSION OF PAKISTAN

DWG. TITLE
 GROUND FLOOR FIRE FIGHTING LAYOUT PLAN

REV. NO.	DESCRIPTION	DATE	SIGN

DESIGNER: RIMSHA SABOOR	PRINCIPAL ARCHITECT: ATHAR SAEED	PROJECT ARCHITECT: RIMSHA SABOOR
DRAWN BY: ZAMJURAD	SCALE: N.T.S	DRAWING NO. FF - 03
FILE: _____	DATE: MARCH, 2026	REV. 0
CHKD: ATHAR SAEED		

(OFFICES OF DISTRICT ELECTION COMMISSION ISLAMABAD)



FIRST FLOOR FIRE FIGHTING LAYOUT PLAN



TENDER DRAWINGS

TENDER DRAWING

CONSULTANTS
 **DEVELOPMENT CONSULTANCY SERVICES (Pvt.) Ltd.**
 Office 27, 2nd Floor, Executive complex, G-8 Markaz, Islamabad
 Phone: 051-8736305

EXECUTING AGENCY:
 D.G (WORKS) CAPITAL DEVELOPMENT AUTHORITY (CDA)
CLIENT & SPONSOR:
 ELECTION COMMISSION OF PAKISTAN
PROJECT ADDRESS:
 H-11/4, ISLAMABAD

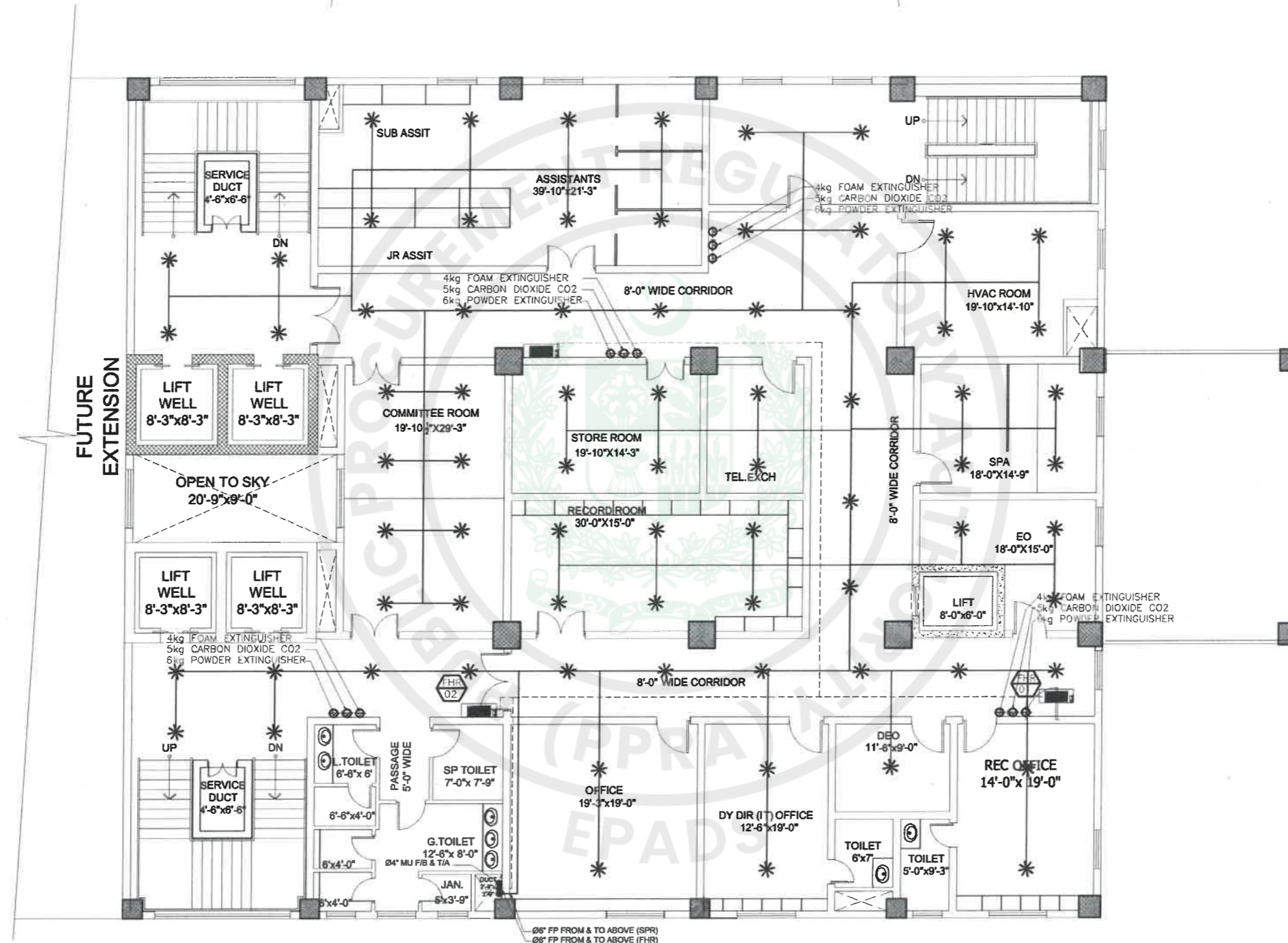
PROJECT:
 CONSTRUCTION OF FEDERAL ELECTION ACADEMY AND OTHER OFFICES OF ELECTION COMMISSION OF PAKISTAN

DWG. TITLE
 FIRST FLOOR FIRE FIGHTING LAYOUT PLAN

REV. NO.	DESCRIPTION	DATE	SIGN.

DESIGNER: RIMSHA SABOOR	PRINCIPAL ARCHITECT: ATHAR SAEED	PROJECT ARCHITECT: RIMSHA SABOOR
DRAWN: ZAMURAD	SCALE: N.T.S	DRAWING NO.: FF - 04
FILE: -----	DATE: MARCH, 2026	REV.: 0
CHKD.: ATHAR SAEED		

(OFFICES OF REGIONAL ELECTION COMMISSIONER




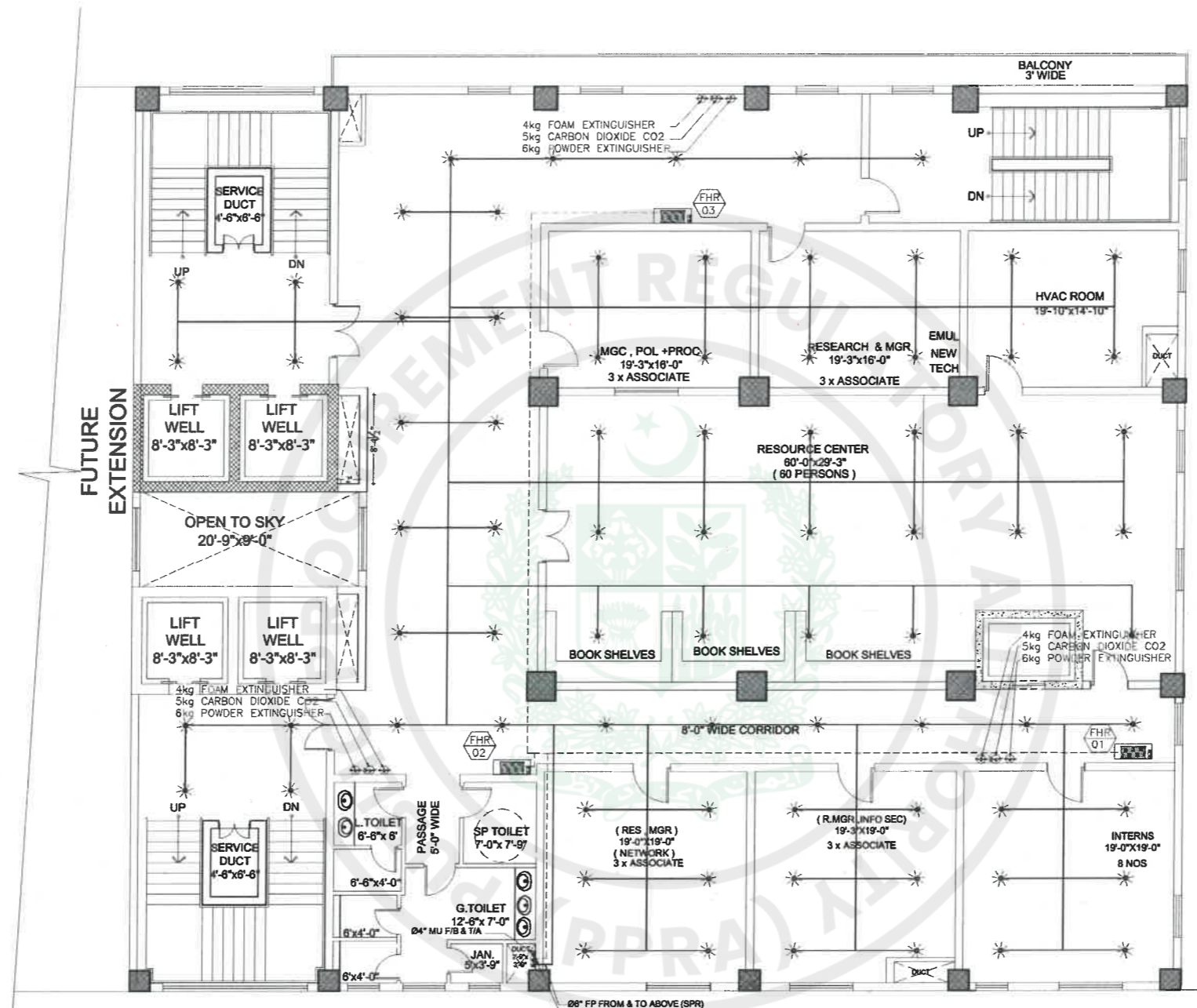
SECOND FLOOR FIRE FIGHTING LAYOUT PLAN



TENDER DRAWINGS

TENDER DRAWING

CONSULTANTS  DEVELOPMENT CONSULTANCY SERVICES (Pvt.) Ltd. Office 27, 2nd Floor, Executive complex, G-8 Markaz, Islamabad Phone: 051-8736305	EXECUTING AGENCY: D.G (WORKS) CAPITAL DEVELOPMENT AUTHORITY (CDA) CLIENT & SPONSOR: ELECTION COMMISSION OF PAKISTAN PROJECT ADDRESS: H-11/4, ISLAMABAD	PROJECT: CONSTRUCTION OF FEDERAL ELECTION ACADEMY AND OTHER OFFICES OF ELECTION COMMISSION OF PAKISTAN	DWG. TITLE SECOND FLOOR FIRE FIGHTING LAYOUT PLAN	<table border="1"> <thead> <tr> <th>REV. NO.</th> <th>DESCRIPTION</th> <th>DATE</th> <th>SIGN</th> </tr> </thead> <tbody> <tr> <td> </td> <td> </td> <td> </td> <td> </td> </tr> </tbody> </table>	REV. NO.	DESCRIPTION	DATE	SIGN					DESIGNER: RIMSHA SABOOR DRAWN BY: ZAMURAD FILED BY: CHKD BY: ATHAR SAEED	PRINCIPAL ARCHITECT: N.T.S DATE: MARCH, 2026	PROJECT ARCHITECT: RIMSHA SABOOR DRAWING NO.: FF - 05 REV.: 0
					REV. NO.	DESCRIPTION	DATE	SIGN							
06" FP FROM & TO ABOVE (SPR) 06" FP FROM & TO ABOVE (FHR)															



THIRD FLOOR FIRE FIGHTING LAYOUT PLAN



TENDER DRAWINGS

TENDER DRAWING

CONSULTANTS
 **DEVELOPMENT CONSULTANCY SERVICES (Pvt.) Ltd.**
 Office 27, 2nd Floor, Executive complex, G-8 Markaz, Islamabad
 Phone: 051-8736305

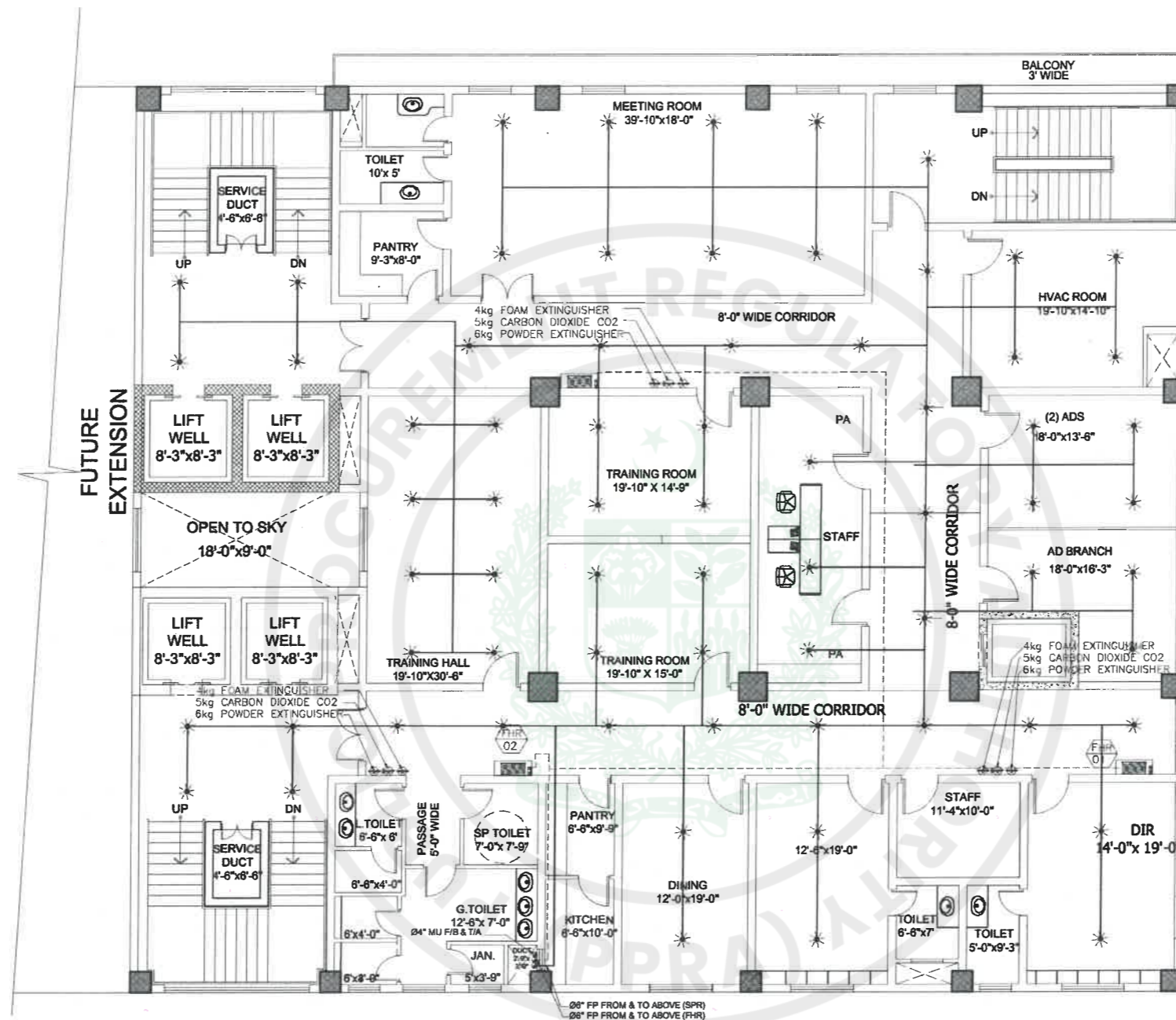
EXECUTING AGENCY:
 D.G (WORKS) CAPITAL DEVELOPMENT AUTHORITY (CDA)
CLIENT & SPONSOR:
 ELECTION COMMISSION OF PAKISTAN
PROJECT ADDRESS: H-11/4, ISLAMABAD

PROJECT:
 CONSTRUCTION OF FEDERAL ELECTION ACADEMY AND OTHER OFFICES OF ELECTION COMMISSION OF PAKISTAN

DWG. TITLE
 THIRD FLOOR FIRE FIGHTING LAYOUT PLAN

REV. NO.	DESCRIPTION	DATE	SIGN

DESIGNER: RIMSHA SABOOR	PRINCIPAL ARCHITECT: ATHAR SAEED.	PROJECT ARCHITECT: RIMSHA SABOOR
DRAWN BY: ZAMURAD	SCALE: N.T.S	DRAWING NO. FF - 06
FILE: _____	DATE: MARCH, 2026	REV. 0
CHKD. BY: ATHAR SAEED.		




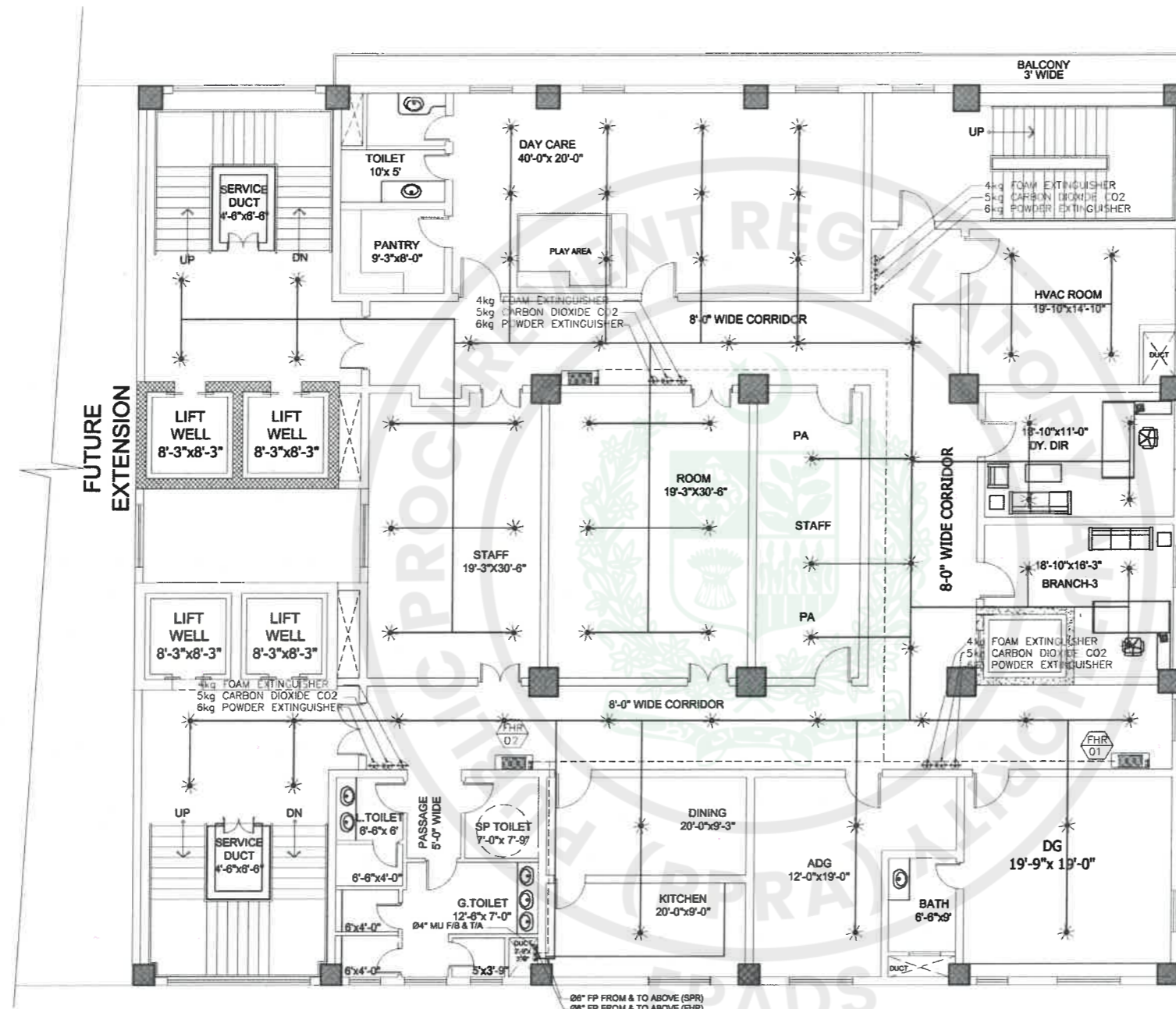
FOURTH FLOOR FIRE FIGHTING LAYOUT PLAN



TENDER DRAWINGS

TENDER DRAWING

CONSULTANTS  DEVELOPMENT CONSULTANCY SERVICES (Pvt.) Ltd. Office 27, 2nd Floor, Executive complex, G-8 Markaz, Islamabad Phone: 051-8738305	EXECUTING AGENCY : D.G (WORKS) CAPITAL DEVELOPMENT AUTHORITY (CDA) CLIENT & SPONSOR: ELECTION COMMISSION OF PAKISTAN PROJECT ADDRESS: H-11/4, ISLAMABAD	PROJECT: CONSTRUCTION OF FEDERAL ELECTION ACADEMY AND OTHER OFFICES OF ELECTION COMMISSION OF PAKISTAN	DWG. TITLE FOURTH FLOOR FIRE FIGHTING LAYOUT PLAN	REV. NO. _____ DESCRIPTION _____ DATE _____ SIGN _____	DESN. RIMSHA SABOOR DWNL. ZAMURAD FILE _____ CKD. ATHAR SAEED.	PRINCIPAL ARCHITECT. ATHAR SAEED.	PROJECT ARCHITECT. RIMSHA SABOOR
				SCALE N.T.S. DATE MARCH, 2026	DRAWING NO. FF - 07	REV. 0	



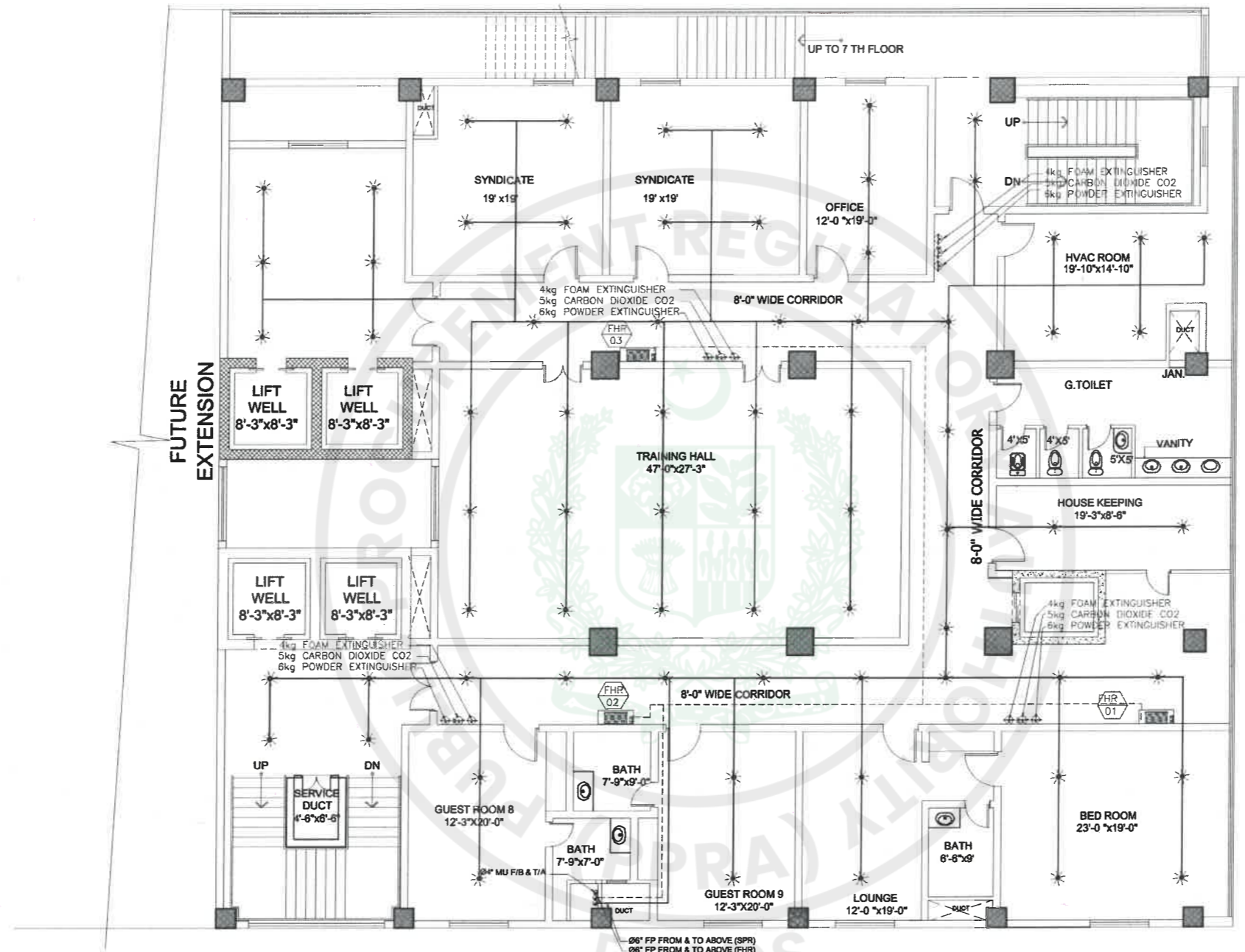
FIFTH FLOOR FIRE FIGHTING LAYOUT PLAN



TENDER DRAWINGS

TENDER DRAWING

CONSULTANTS DEVELOPMENT CONSULTANCY SERVICES (Pvt.) Ltd. Office 27, 2nd Floor, Executive complex, G-9 Markaz, Islamabad Phone: 051-8738305	EXECUTING AGENCY: D.G (WORKS) CAPITAL DEVELOPMENT AUTHORITY (CDA) CLIENT & SPONSOR: ELECTION COMMISSION OF PAKISTAN PROJECT ADDRESS: H-11/4, ISLAMABAD	PROJECT: CONSTRUCTION OF FEDERAL ELECTION ACADEMY AND OTHER OFFICES OF ELECTION COMMISSION OF PAKISTAN	DWG. TITLE FIFTH FLOOR FIRE FIGHTING LAYOUT PLAN	REV. NO. DESCRIPTION DATE SIGN	PRINCIPAL ARCHITECT. ATHAR SAEED.	PROJECT ARCHITECT. RIMSHA SABOOR
	DESN. RIMSHA SABOOR DWN. ZAMURAD FILE _____ CKD. ATHAR SAEED.	SCALE: N.T.S. DATE: MARCH, 2026	DRAWING NO. FF - 08	REV. 0		




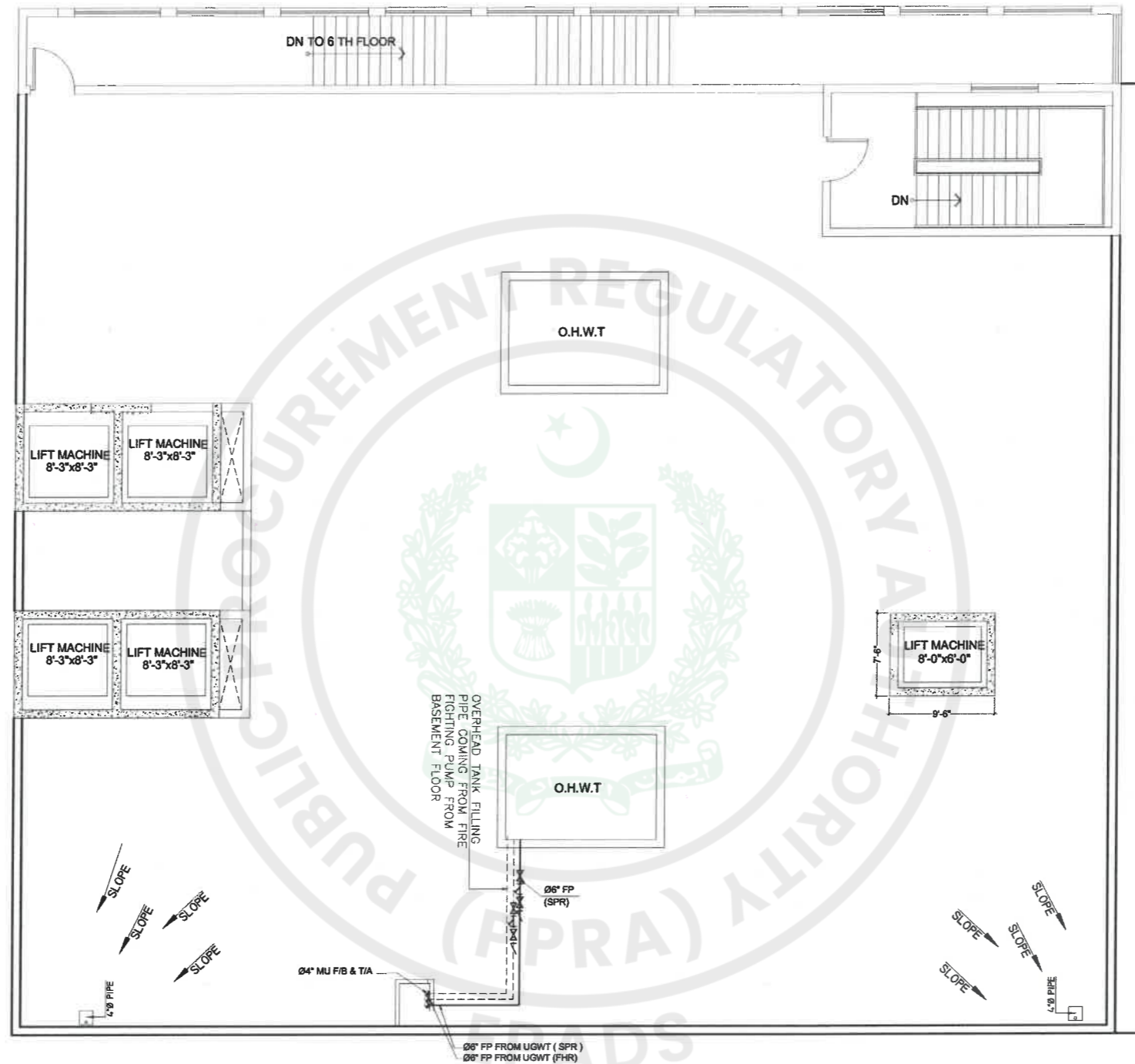
SIXTH FLOOR FIRE FIGHTING LAYOUT PLAN



TENDER DRAWINGS

TENDER DRAWING

CONSULTANTS  DEVELOPMENT CONSULTANCY SERVICES (Pvt.) Ltd. Office 27, 2nd Floor, Executive complex, G-8 Markaz, Islamabad Phone: 051-8736305	EXECUTING AGENCY : D.G (WORKS) CAPITAL DEVELOPMENT AUTHORITY (CDA) CLIENT & SPONSOR: ELECTION COMMISSION OF PAKISTAN PROJECT ADDRESS: H-11/4, ISLAMABAD	PROJECT. CONSTRUCTION OF FEDERAL ELECTION ACADEMY AND OTHER OFFICES OF ELECTION COMMISSION OF PAKISTAN	DWG. TITLE SIXTH FLOOR FIRE FIGHTING LAYOUT PLAN	REV. NO. _____	DESCRIPTION _____	DATE _____	SIGN _____	DESIGNER: RIMSHA SABOOR OWNER: ZAMURAD FILE: _____ CHKD.: ATHAR SAEED.	PRINCIPAL ARCHITECT. ATHAR SAEED.	PROJECT ARCHITECT. RIMSHA SABOOR	SCALE N.T.S.	DRAWING NO. FF - 09	REV. 0
				DATE MARCH, 2026	DATE MARCH, 2026	DATE MARCH, 2026							




MUMTY FLOOR FIRE FIGHTING LAYOUT PLAN



TENDER DRAWINGS

TENDER DRAWING

CONSULTANTS  DEVELOPMENT CONSULTANCY SERVICES (Pvt.) Ltd. Office 27, 2nd Floor, Executive complex, G-8 Markaz, Islamabad Phone: 051-8736305	EXECUTING AGENCY : D.G (WORKS) CAPITAL DEVELOPMENT AUTHORITY (CDA) CLIENT & SPONSOR: ELECTION COMMISSION OF PAKISTAN PROJECT ADDRESS: H-11/4, ISLAMABAD	PROJECT. CONSTRUCTION OF FEDERAL ELECTION ACADEMY AND OTHER OFFICES OF ELECTION COMMISSION OF PAKISTAN	DWG. TITLE MUMTY FLOOR FIRE FIGHTING LAYOUT PLAN	REV. NO. _____	DESCRIPTION _____	DATE _____	SIGN _____	DESIGNER: RIMSHA SABOOR DRAWN: ZAMURAD FILE: _____ CHECKED: ATHAR SAEED	PRINCIPAL ARCHITECT. ATHAR SAEED.	PROJECT ARCHITECT. RIMSHA SABOOR	SCALE N.T.S	DRAWING NO. FF - 10	REV. 0
				DATE MARCH, 2026	SCALE N.T.S	DRAWING NO. FF - 10	REV. 0						



PUBLIC ADDRESS
DRAWINGS






TENDER DRAWINGS

LIST OF DRAWINGS

ECP BUILDING IT NET WORKING

S.NO.	TITLE	DRG.NO.
1	LIST OF DRAWING & LEGEND	IT - 00
2	PUBLIC ADDRESS LOWER BASEMENT FLOOR	IT - 01
3	PUBLIC ADDRESS UPPER BASEMENT FLOOR	IT - 02
4	PUBLIC ADDRESS GROUND FLOOR	IT - 03
5	PUBLIC ADDRESS FIRST FLOOR	IT - 04
6	PUBLIC ADDRESS SECOND FLOOR	IT - 05
7	PUBLIC ADDRESS THIRD FLOOR	IT - 06
8	PUBLIC ADDRESS FOURTH FLOOR	IT - 07
9	PUBLIC ADDRESS FIFTH FLOOR	IT - 08
10	PUBLIC ADDRESS SIXTH FLOOR	IT - 09


LEGEND

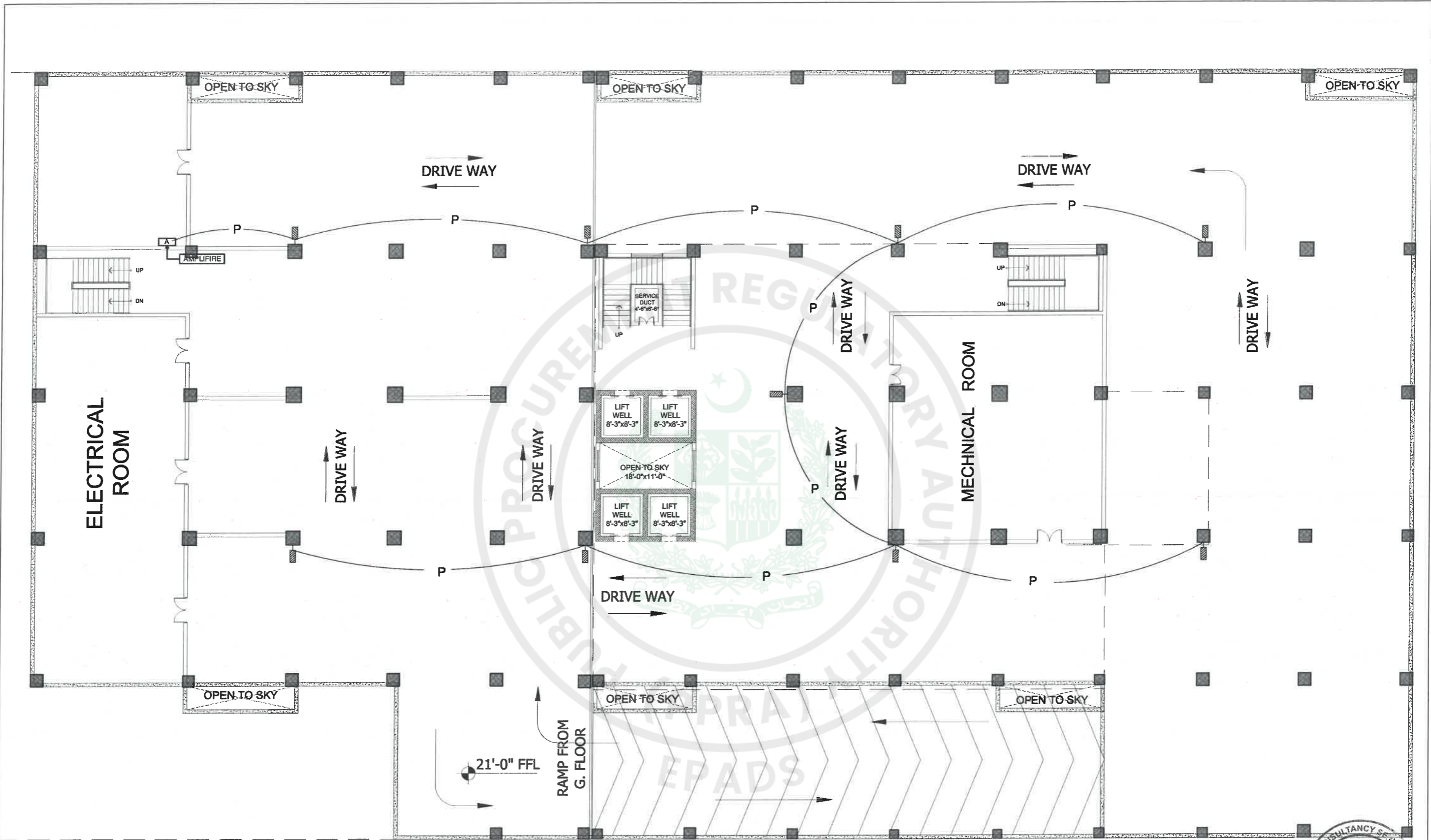
S.NO	DESCRIPTION	SYMBOLS	MAKE	MOUNTING HEIGHT
1	COLUMN SPEAKER		BOSCH	7'-0" ABOVE FROM FFL
2	AMPLIFIRE		BOSCH	FLOOR MOUNTED
3	CEILING SPEAKER		BOSCH	



TENDER DRAWINGS

TENDER DRAWING

CONSULTANTS  DEVELOPMENT CONSULTANCY SERVICES (Pvt.) Ltd. Office 27, 2nd Floor, Executive complex, G-8 Markaz, Islamabad Phone: 051-8738305	EXECUTING AGENCY : D.G (WORKS) CAPITAL DEVELOPMENT AUTHORITY (CDA) CLIENT & SPONSOR: ELECTION COMMISSION OF PAKISTAN PROJECT ADDRESS: H-11/4, ISLAMABAD	PROJECT: CONSTRUCTION OF FEDERAL ELECTION ACADEMY AND OTHER OFFICES OF ELECTION COMMISSION OF PAKISTAN	DWG. TITLE LIST OF DRAWINGS & LEGEND	REV. NO. DESCRIPTION DATE SIGN	DESN. RIMSHA SABOOR DWN. ZAMURAD FILE _____ OKD. ATHAR SAEED.	PRINCIPAL ARCHITECT. ATHAR SAEED. PROJECT ARCHITECT. RIMSHA SABOOR	SCALE N.T.S DATE MARCH, 2026	DRAWING NO. PA - 00	REV. 0
	PA - 00								




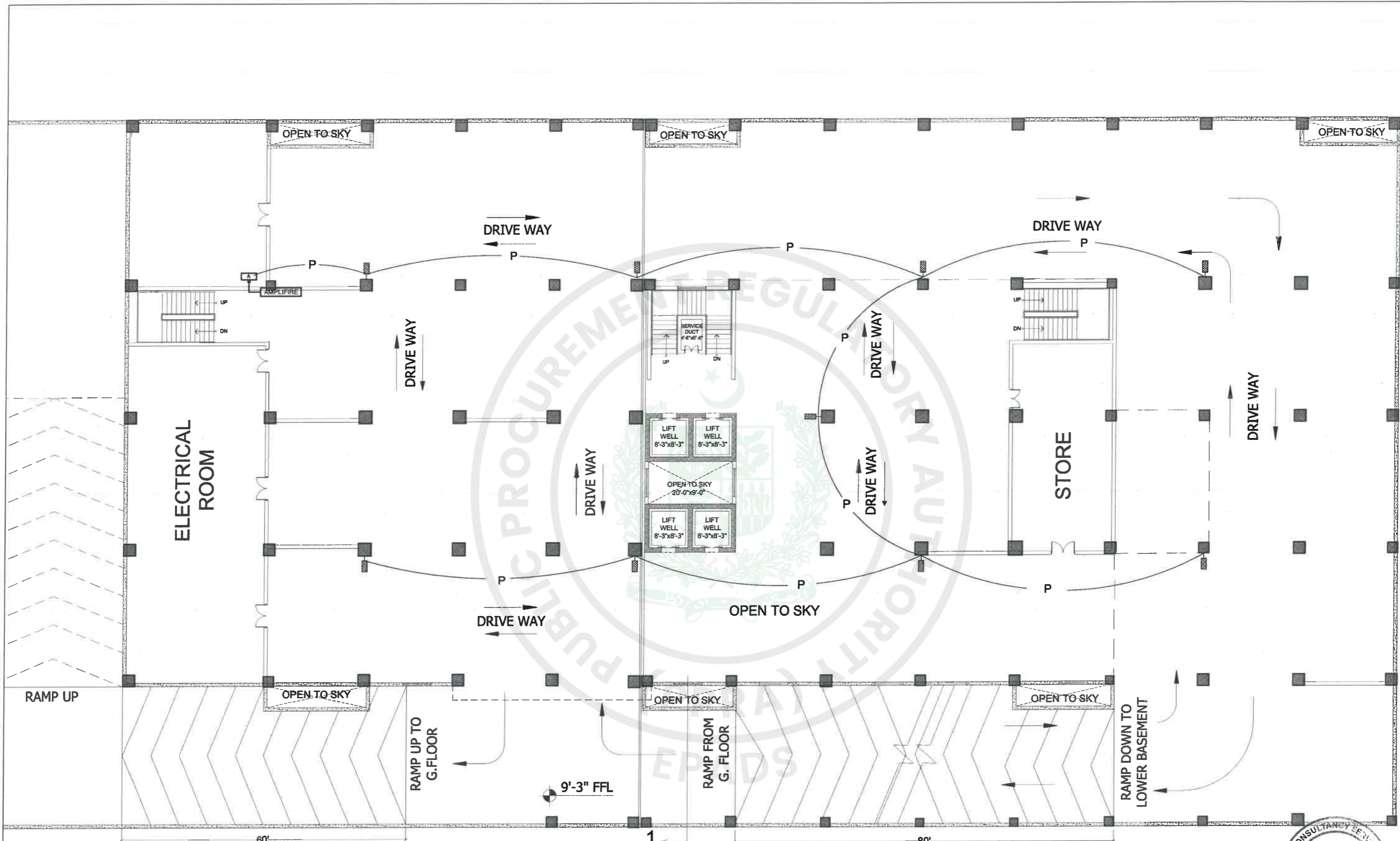
LOWER BASEMENT FLOOR PLAN



TENDER DRAWINGS

TENDER DRAWING

CONSULTANTS  DEVELOPMENT CONSULTANCY SERVICES (Pvt.) Ltd. Office 27, 2nd Floor, Executive complex, G-8 Markaz, Islamabad Phone: 051-8738305	EXECUTING AGENCY : D.G (WORKS) CAPITAL DEVELOPMENT AUTHORITY (CDA) CLIENT & SPONSOR: ELECTION COMMISSION OF PAKISTAN PROJECT ADDRESS: H-11/4, ISLAMABAD	PROJECT: CONSTRUCTION OF FEDERAL ELECTION ACADEMY AND OTHER OFFICES OF ELECTION COMMISSION OF PAKISTAN	DWG. TITLE PUBLIC ADDRESS LOWER BASEMENT FLOOR	REV. NO. _____	DESCRIPTION _____	DATE _____	SIGN _____	DESIGNER: RIMSHA SABOOR DRAWN BY: ZAMJURAD FILED BY: _____ CHECKED BY: ATHAR SAEED	PRINCIPAL ARCHITECT: ATHAR SAEED	PROJECT ARCHITECT: RIMSHA SABOOR	SCALE: N.T.S	DRAWING NO. PA - 01	REV. 0
				DATE: MARCH, 2026	DATE: MARCH, 2026	DATE: MARCH, 2026							



UPPER BASEMENT FLOOR PLAN



TENDER DRAWINGS

TENDER DRAWING

CONSULTANTS
DEVELOPMENT CONSULTANCY SERVICES (Pvt.) Ltd.
 Office 27, 2nd Floor, Executive complex, G-8 Markaz,
 Islamabad
 Phone: 051-8736305

EXECUTING AGENCY:
D.G (WORKS) CAPITAL DEVELOPMENT AUTHORITY (CDA)
 CLIENT & SPONSOR:
ELECTION COMMISSION OF PAKISTAN
 PROJECT ADDRESS: H-11/4, ISLAMABAD

PROJECT:
CONSTRUCTION OF FEDERAL ELECTION ACADEMY AND OTHER OFFICES OF ELECTION COMMISSION OF PAKISTAN

DWG. TITLE
PUBLIC ADDRESS UPPER BASEMENT FLOOR

REV. NO.	DESCRIPTION	DATE	SIGN

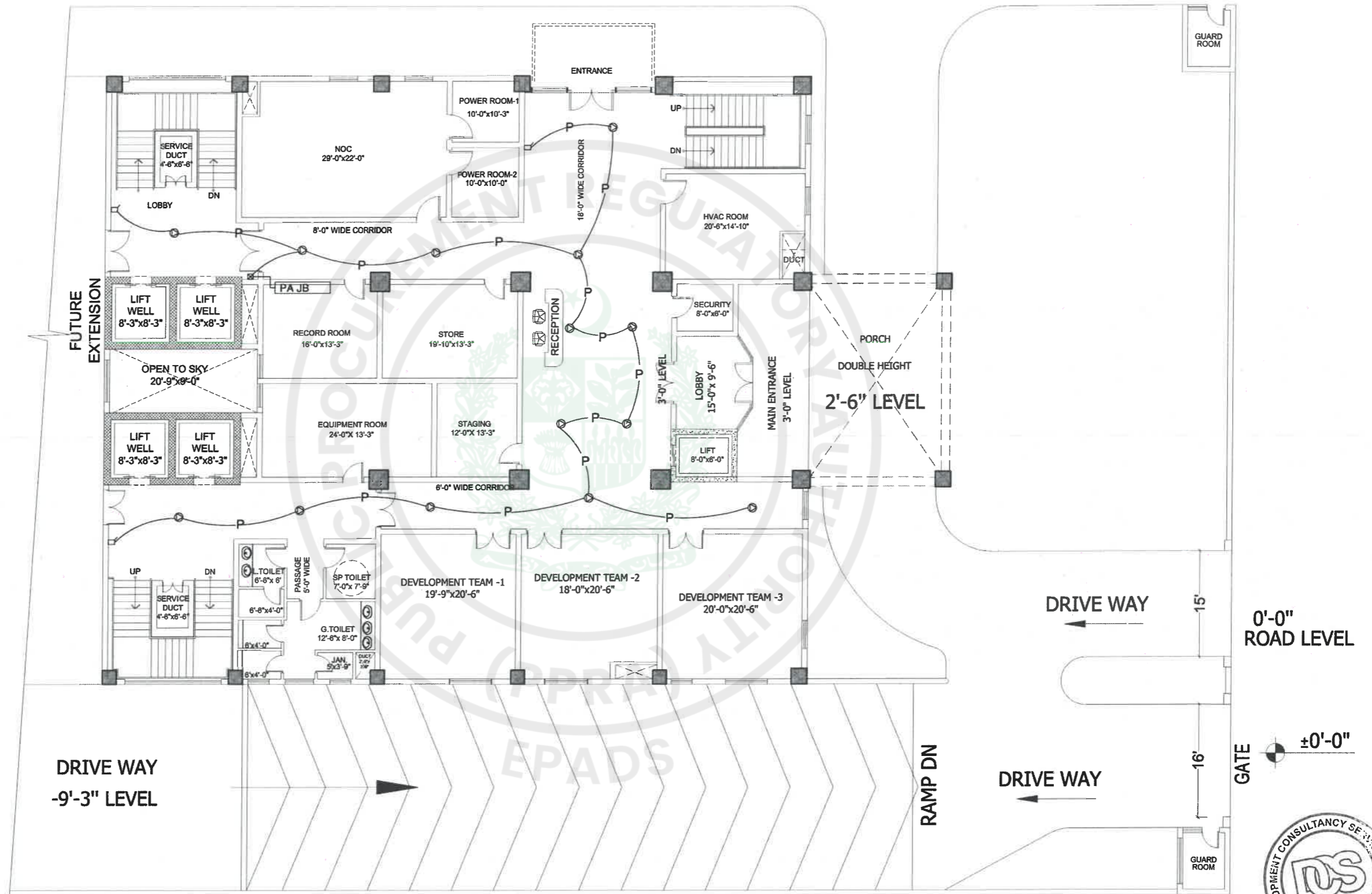
DESIGNER: RIMSHA SABOOR	PRINCIPAL ARCHITECT: ATHAR SAEED	PROJECT ARCHITECT: RIMSHA SABOOR
DRAWN BY: ZAMURAD	SCALE: N.T.S	DRAWING NO. PA - 02
FILE: _____	DATE: MARCH, 2026	REV. 0
CHKD. BY: ATHAR SAEED		

ADMINISTRATIVE OFFICES

DATA CENTER

DRIVE WAY

GATE



GROUND FLOOR PLAN

TENDER DRAWINGS



CONSULTANTS
DEVELOPMENT CONSULTANCY SERVICES (Pvt.) Ltd.
 Office 27, 2nd Floor, Executive complex, G-8 Markaz,
 Islamabad
 Phone: 051-8736305

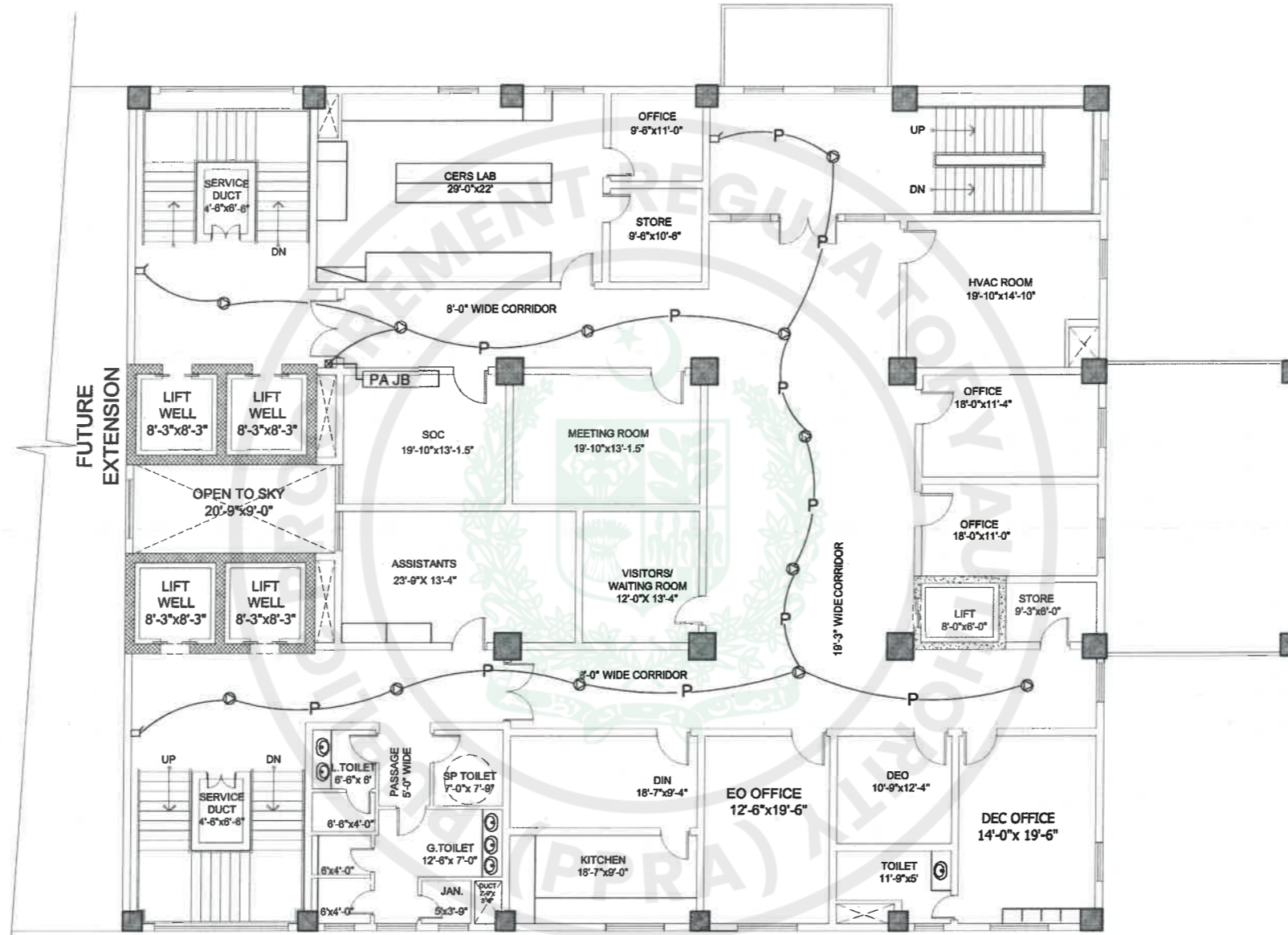
EXECUTING AGENCY:
D.G (WORKS) CAPITAL DEVELOPMENT AUTHORITY (CDA)
 CLIENT & SPONSOR:
ELECTION COMMISSION OF PAKISTAN
 PROJECT ADDRESS:
H-11/4, ISLAMABAD

PROJECT:
CONSTRUCTION OF FEDERAL ELECTION ACADEMY AND OTHER OFFICES OF ELECTION COMMISSION OF PAKISTAN

DWG. TITLE
PUBLIC ADDRESS GROUND FLOOR

REV. NO.	DESCRIPTION	DATE	SIGN	DESIGNER	PRINCIPAL ARCHITECT.	PROJECT ARCHITECT.
				DESIGNER: RIMSHA SABOOR	RIMSHA SABOOR	RIMSHA SABOOR
				DRAWN: ZAMJURAD	ATHAR SAEED	
				FILE: N.T.S		
				CKD: ATHAR SAEED		
				DATE: MARCH, 2026		
SCALE						DRAWING NO.
						PA - 03
						REV.
						0

(OFFICES OF DISTRICT ELECTION COMMISSION ISLAMABAD)




FIRST FLOOR PLAN

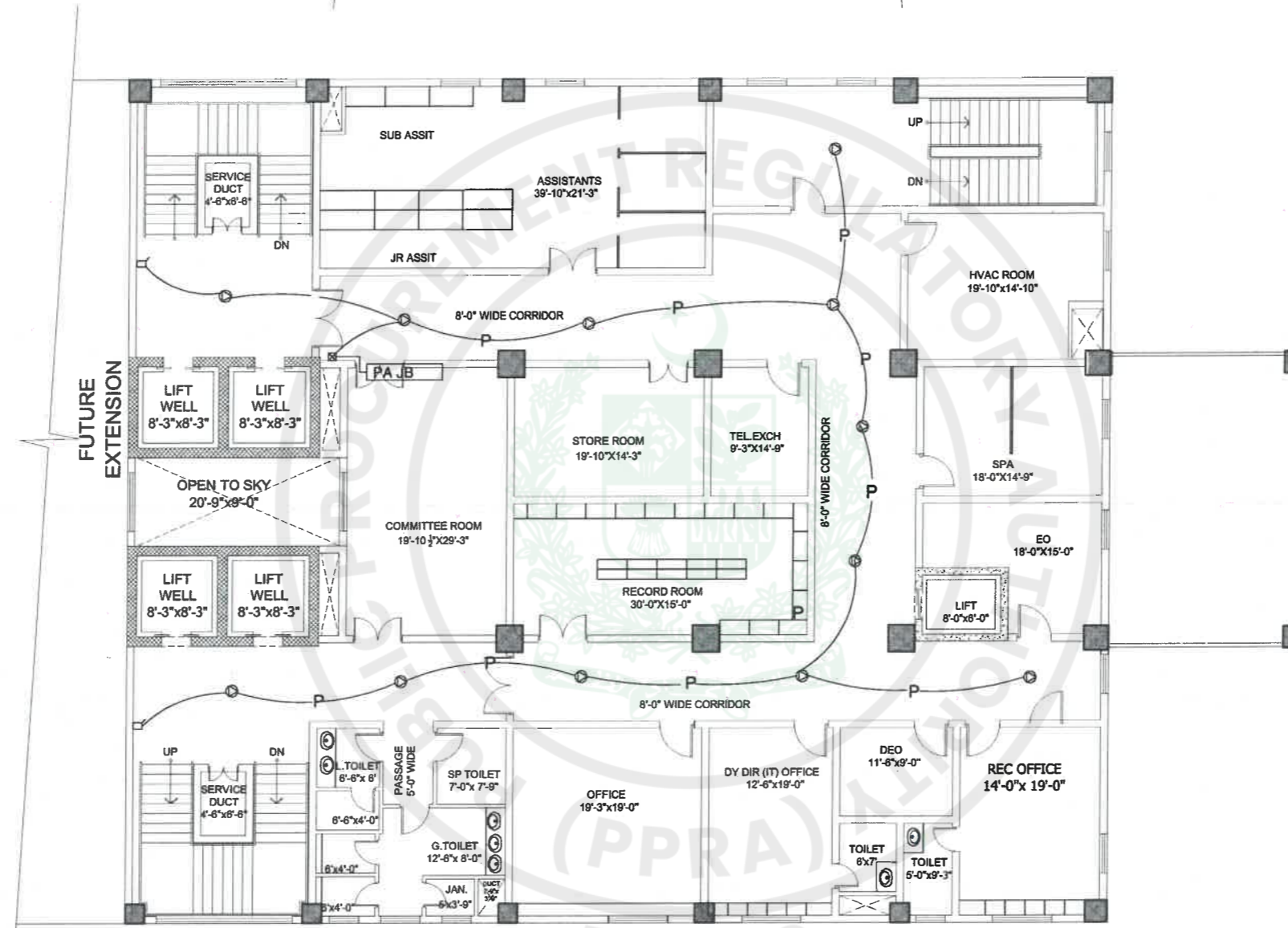


TENDER DRAWINGS

TENDER DRAWING

CONSULTANTS  DEVELOPMENT CONSULTANCY SERVICES (Pvt.) Ltd. Office 27, 2nd Floor, Executive complex, G-8 Markaz, Islamabad Phone: 051-8736305	EXECUTING AGENCY : D.G (WORKS) CAPITAL DEVELOPMENT AUTHORITY (CDA) CLIENT & SPONSOR: ELECTION COMMISSION OF PAKISTAN PROJECT ADDRESS: H-11/4, ISLAMABAD	PROJECT. CONSTRUCTION OF FEDERAL ELECTION ACADEMY AND OTHER OFFICES OF ELECTION COMMISSION OF PAKISTAN	DWG. TITLE PUBLIC ADDRESS FIRST FLOOR	<table border="1"> <thead> <tr> <th>REV. NO.</th> <th>DESCRIPTION</th> <th>DATE</th> <th>SIGN</th> </tr> </thead> <tbody> <tr><td> </td><td> </td><td> </td><td> </td></tr> <tr><td> </td><td> </td><td> </td><td> </td></tr> <tr><td> </td><td> </td><td> </td><td> </td></tr> </tbody> </table>	REV. NO.	DESCRIPTION	DATE	SIGN													DESIGNER: RIMSHA SABOOR DRAWN BY: ZAMURAD FILED BY: _____ CHKD BY: ATHAR SAEED.	PRINCIPAL ARCHITECT. ATHAR SAEED.	PROJECT ARCHITECT. RIMSHA SABOOR
					REV. NO.	DESCRIPTION	DATE	SIGN															
SCALE: N.T.S. DATE: MARCH, 2026		DRAWING NO. PA - 04		REV. 0																			

(OFFICES OF REGIONAL ELECTION COMMISSIONER



SECOND FLOOR PLAN



TENDER DRAWINGS

TENDER DRAWING

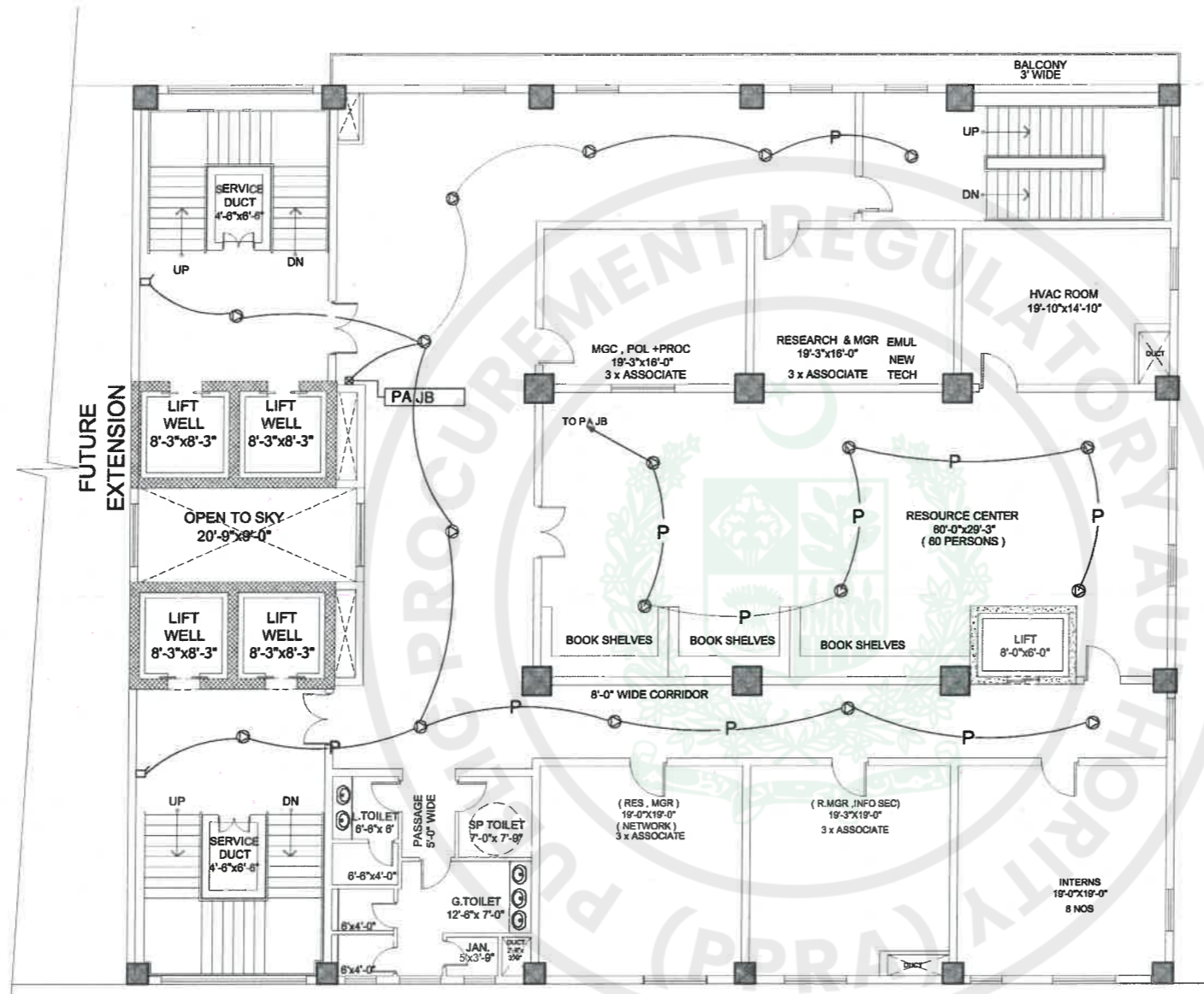
CONSULTANTS
DEVELOPMENT CONSULTANCY SERVICES (Pvt.) Ltd.
 Office 27, 2nd Floor, Executive complex, G-8 Markaz,
 Islamabad
 Phone: 051-8736305

EXECUTING AGENCY :
 D.G (WORKS) CAPITAL
 DEVELOPMENT AUTHORITY (CDA)
CLIENT & SPONSOR:
 ELECTION COMMISSION OF PAKISTAN
PROJECT ADDRESS: H-11/4, ISLAMABAD

PROJECT. CONSTRUCTION OF
 FEDERAL ELECTION ACADEMY
 AND OTHER OFFICES OF
 ELECTION COMMISSION OF PAKISTAN

DWG. TITLE
 PUBLIC ADDRESS
 SECOND FLOOR

REV. NO.	DESCRIPTION	DATE	SIGN	DESIGNER	PRINCIPAL ARCHITECT.	PROJECT ARCHITECT.	SCALE	DRAWING NO.	REV.
				DESIGNER: RIMSHA SABOOR	ATHAR SAEED.	RIMSHA SABOOR	N.T.S	PA - 05	0
				DWN. ZAMURAD					
				FILE					
				CKD. ATHAR SAEED.			MARCH, 2026		



THIRD FLOOR PLAN



TENDER DRAWINGS

TENDER DRAWING

CONSULTANTS
 **DEVELOPMENT CONSULTANCY SERVICES (Pvt.) Ltd.**
 Office 27, 2nd Floor, Executive complex, G-8 Markaz, Islamabad
 Phone: 051-8736305

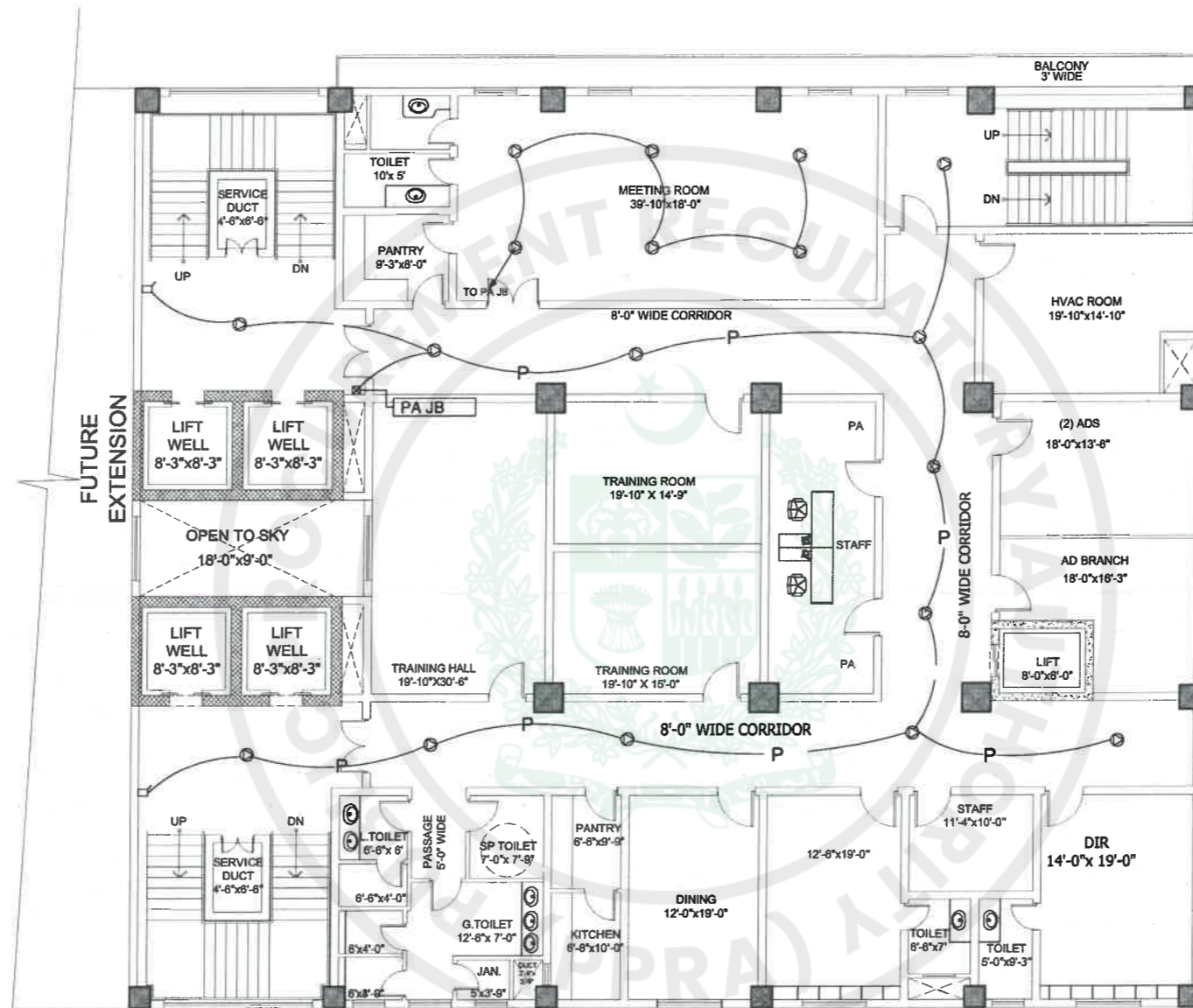
EXECUTING AGENCY :
 D.G (WORKS) CAPITAL DEVELOPMENT AUTHORITY (CDA)
CLIENT & SPONSOR:
 ELECTION COMMISSION OF PAKISTAN
PROJECT ADDRESS: H-11/4, ISLAMABAD

PROJECT.
 CONSTRUCTION OF FEDERAL ELECTION ACADEMY AND OTHER OFFICES OF ELECTION COMMISSION OF PAKISTAN

DWG. TITLE
 PUBLIC ADDRESS THIRD FLOOR

REV. NO.	DESCRIPTION	DATE	SIGN

DESIGNER: RIMSHA SABOOR	PRINCIPAL ARCHITECT: ATHAR SAEED	PROJECT ARCHITECT: RIMSHA SABOOR
DRAWN BY: ZAMURAD	SCALE: N.T.S	DRAWING NO.: PA - 06
FILE: -----	DATE: MARCH, 2026	REV.: 0
CHKD.: ATHAR SAEED		




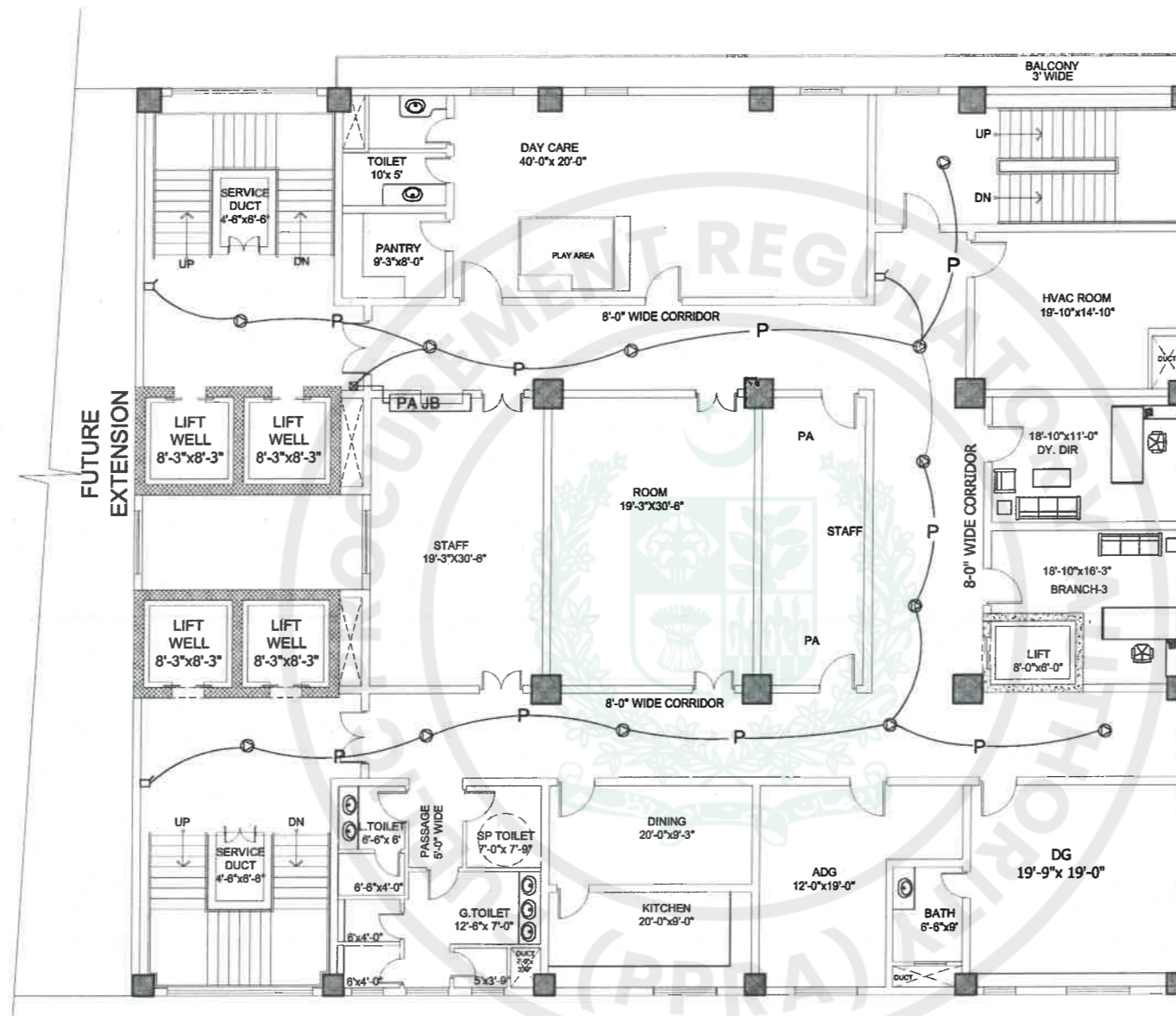
FOURTH FLOOR PLAN



TENDER DRAWINGS

TENDER DRAWING

CONSULTANTS  DEVELOPMENT CONSULTANCY SERVICES (Pvt.) Ltd. Office 27, 2nd Floor, Executive complex, G-8 Markaz, Islamabad Phone: 051-8736305	EXECUTING AGENCY: D.G (WORKS) CAPITAL DEVELOPMENT AUTHORITY (CDA) CLIENT & SPONSOR: ELECTION COMMISSION OF PAKISTAN PROJECT ADDRESS: H-11/4, ISLAMABAD	PROJECT: CONSTRUCTION OF FEDERAL ELECTION ACADEMY AND OTHER OFFICES OF ELECTION COMMISSION OF PAKISTAN	DWG. TITLE PUBLIC ADDRESS FOURTH FLOOR	<table border="1"> <thead> <tr> <th>REV. NO.</th> <th>DESCRIPTION</th> <th>DATE</th> <th>SIGN</th> </tr> </thead> <tbody> <tr> <td> </td> <td> </td> <td> </td> <td> </td> </tr> <tr> <td> </td> <td> </td> <td> </td> <td> </td> </tr> <tr> <td> </td> <td> </td> <td> </td> <td> </td> </tr> </tbody> </table>	REV. NO.	DESCRIPTION	DATE	SIGN													DESIGNER: RIMSHA SABOOR DRAWN BY: ZAMURAD FILE: _____ CKD: ATHAR SAEED	PRINCIPAL ARCHITECT: ATHAR SAEED PROJECT ARCHITECT: RIMSHA SABOOR	SCALE: N.T.S. DATE: MARCH, 2026	DRAWING NO. PA - 07 REV. 0
					REV. NO.	DESCRIPTION	DATE	SIGN																
e-Pak Acquisition and Disposal System (EPADS) generated document © 2026																								




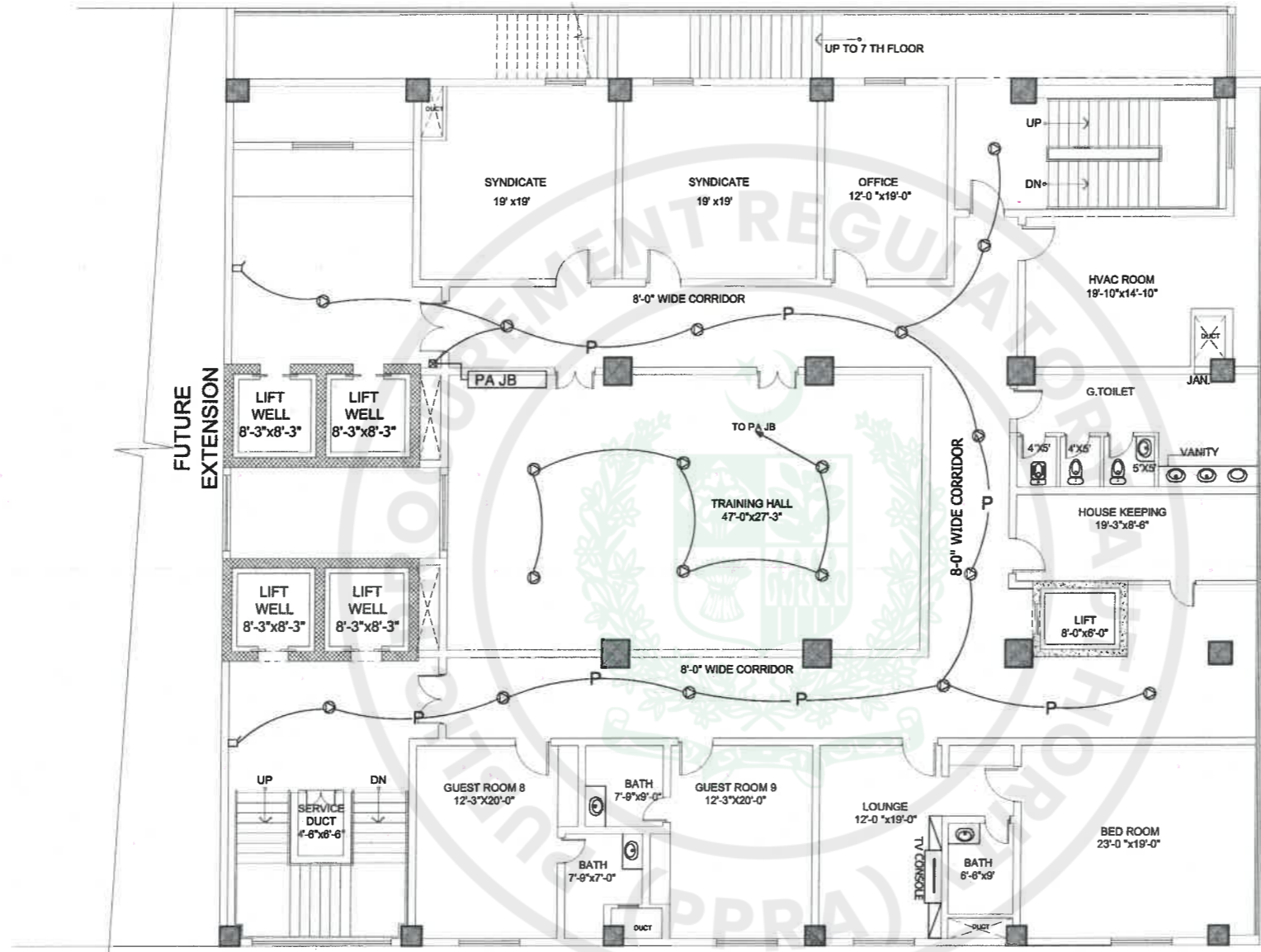
FIFTH FLOOR PLAN



TENDER DRAWINGS

TENDER DRAWING

CONSULTANTS  DEVELOPMENT CONSULTANCY SERVICES (Pvt.) Ltd. Office 27, 2nd Floor, Executive complex, G-9 Markaz, Islamabad Phone: 051-8736305	EXECUTING AGENCY : D.G (WORKS) CAPITAL DEVELOPMENT AUTHORITY (CDA) CLIENT & SPONSOR: ELECTION COMMISSION OF PAKISTAN PROJECT ADDRESS: H-11/4, ISLAMABAD	PROJECT: CONSTRUCTION OF FEDERAL ELECTION ACADEMY AND OTHER OFFICES OF ELECTION COMMISSION OF PAKISTAN	DWG. TITLE PUBLIC ADDRESS FIFTH FLOOR	<table border="1"> <thead> <tr> <th>REV. NO.</th> <th>DESCRIPTION</th> <th>DATE</th> <th>SIGN</th> </tr> </thead> <tbody> <tr> <td> </td> <td> </td> <td> </td> <td> </td> </tr> <tr> <td> </td> <td> </td> <td> </td> <td> </td> </tr> <tr> <td> </td> <td> </td> <td> </td> <td> </td> </tr> </tbody> </table>	REV. NO.	DESCRIPTION	DATE	SIGN													<table border="1"> <tr> <td>DESIGNER: RIMSHA SABOOR</td> <td>PRINCIPAL ARCHITECT: ATHAR SAEED</td> <td>PROJECT ARCHITECT: RIMSHA SABOOR</td> </tr> <tr> <td>DRAWN BY: ZAMURAD</td> <td>SCALE: N.T.S</td> <td>DRAWING NO.: PA - 08</td> </tr> <tr> <td>FILE: </td> <td>DATE: MARCH, 2026</td> <td>REV.: 0</td> </tr> <tr> <td>CHKD.: ATHAR SAEED</td> <td> </td> <td> </td> </tr> </table>	DESIGNER: RIMSHA SABOOR	PRINCIPAL ARCHITECT: ATHAR SAEED	PROJECT ARCHITECT: RIMSHA SABOOR	DRAWN BY: ZAMURAD	SCALE: N.T.S	DRAWING NO.: PA - 08	FILE: 	DATE: MARCH, 2026	REV.: 0	CHKD.: ATHAR SAEED		
	REV. NO.	DESCRIPTION	DATE	SIGN																													
DESIGNER: RIMSHA SABOOR	PRINCIPAL ARCHITECT: ATHAR SAEED	PROJECT ARCHITECT: RIMSHA SABOOR																															
DRAWN BY: ZAMURAD	SCALE: N.T.S	DRAWING NO.: PA - 08																															
FILE: 	DATE: MARCH, 2026	REV.: 0																															
CHKD.: ATHAR SAEED																																	
e-Pak Acquisition and Disposal System (EPADS) generated document © 2026				Page 470 of 552																													



SIXTH FLOOR PLAN



TENDER DRAWINGS TENDER DRAWING

CONSULTANTS
 **DEVELOPMENT CONSULTANCY SERVICES (Pvt.) Ltd.**
 Office 27, 2nd Floor, Executive complex, G-8 Markaz, Islamabad
 Phone: 051-8738305

EXECUTING AGENCY:
 D.G (WORKS) CAPITAL DEVELOPMENT AUTHORITY (CDA)
CLIENT & SPONSOR:
 ELECTION COMMISSION OF PAKISTAN
PROJECT ADDRESS: H-11/4, ISLAMABAD

PROJECT: CONSTRUCTION OF FEDERAL ELECTION ACADEMY AND OTHER OFFICES OF ELECTION COMMISSION OF PAKISTAN

DWG. TITLE
 PUBLIC ADDRESS SIXTH FLOOR

REV. NO.	DESCRIPTION	DATE	SIGN.

DESIGNER: RIMSHA SABOOR
DRAWN BY: ZAMURAD
FILE: _____
CKD: ATHAR SAEED

PRINCIPAL ARCHITECT: ATHAR SAEED	PROJECT ARCHITECT: RIMSHA SABOOR
SCALE: N.T.S	DRAWING NO.: PA - 09
DATE: MARCH, 2026	REV.: 0



TENDER DRAWINGS

LIST OF DRAWINGS PUBLIC HEALTH

S.NO.	TITLE	DRG.NO.
01	LIST OF DRAWINGS	P - 0
02	PLUMBING LEGEND & GENERAL NOTES	P - 00
03	GROUND FLOOR WATER SUPPLY PLAN	P - 01
04	FIRST FLOOR WATER SUPPLY PLAN	P - 02
05	SECOND FLOOR WATER SUPPLY PLAN	P - 03
06	THIRD FLOOR WATER SUPPLY PLAN	P - 04
07	FOURTH FLOOR WATER SUPPLY PLAN	P - 05
08	FIFTH FLOOR WATER SUPPLY PLAN	P - 06
09	SIXTH FLOOR WATER SUPPLY PLAN	P - 07
10	ROOF TOP WATER SUPPLY PLAN	P - 08
11	LOWER BASEMENT SEWERAGE PLAN	P - 09
12	GROUND FLOOR SEWERAGE PLAN	P - 10
13	FIRST FLOOR SEWERAGE PLAN	P - 11
14	SECOND FLOOR SEWERAGE PLAN	P - 12
15	THIRD FLOOR SEWERAGE PLAN	P - 13
16	FOURTH FLOOR SEWERAGE PLAN	P - 14
17	FIFTH FLOOR SEWERAGE PLAN	P - 15
18	SIXTH FLOOR SEWERAGE PLAN	P - 16
19	SEWERAGE & WATER SUPPLY BLOW UP PLAN	P - 17
20	PLUMBING DETAILS	P - 18



TENDER DRAWINGS

TENDER DRAWING

CONSULTANTS

DEVELOPMENT CONSULTANCY SERVICES (Pvt.) Ltd.
 Office 27, 2nd Floor, Executive complex, G-8 Markaz,
 Islamabad
 Phone: 051-8738305








EXECUTING AGENCY:
 D.G (WORKS) CAPITAL
 DEVELOPMENT AUTHORITY (CDA)
CLIENT & SPONSOR:
 ELECTION COMMISSION OF PAKISTAN
PROJECT ADDRESS:
 H-11/4, ISLAMABAD

PROJECT:
 CONSTRUCTION OF
 FEDERAL ELECTION ACADEMY
 AND OTHER OFFICES OF
 ELECTION COMMISSION OF PAKISTAN

DWG. TITLE
 LIST OF DRAWINGS

REV. NO.	DESCRIPTION	DATE	SIGN	DESIGNER	PRINCIPAL ARCHITECT.	PROJECT ARCHITECT.
				DWN: ZAMURAD	ATHAR SAEED.	
				FILE: -----	SCALE: N.T.S	DRAWING NO. P - 0
				OKD: ATHAR SAEED.	DATE: MARCH, 2026	REV. 0

LEGEND


-----	CW & MU	COLD WATER SUPPLY & MAKEUP WATER
-----	HW	HOT WATER SUPPLY
-----	SP	SOIL WATER PIPE
-----	WP	WASTE WATER PIPE
-----	RP	RAIN WATER PIPE
-----	CW	COLD WATER SUPPLY (GRAVITY)
	FD	FLOOR DRAIN
	COP	CLEAN OUT PLUG (ABOVE CEILING)
	COP	CLEAN OUT PLUG (FLOOR LEVEL)
	WMH	GRAY MANHOLE
	SMH	BLACK WATER MANHOLE
	RMH	RAIN WATER MANHOLE
	CB	CATCH BASIN
	OHWT	OVER HEAD WATER TANK
	UGWT	UNDER GROUND WATER TANK

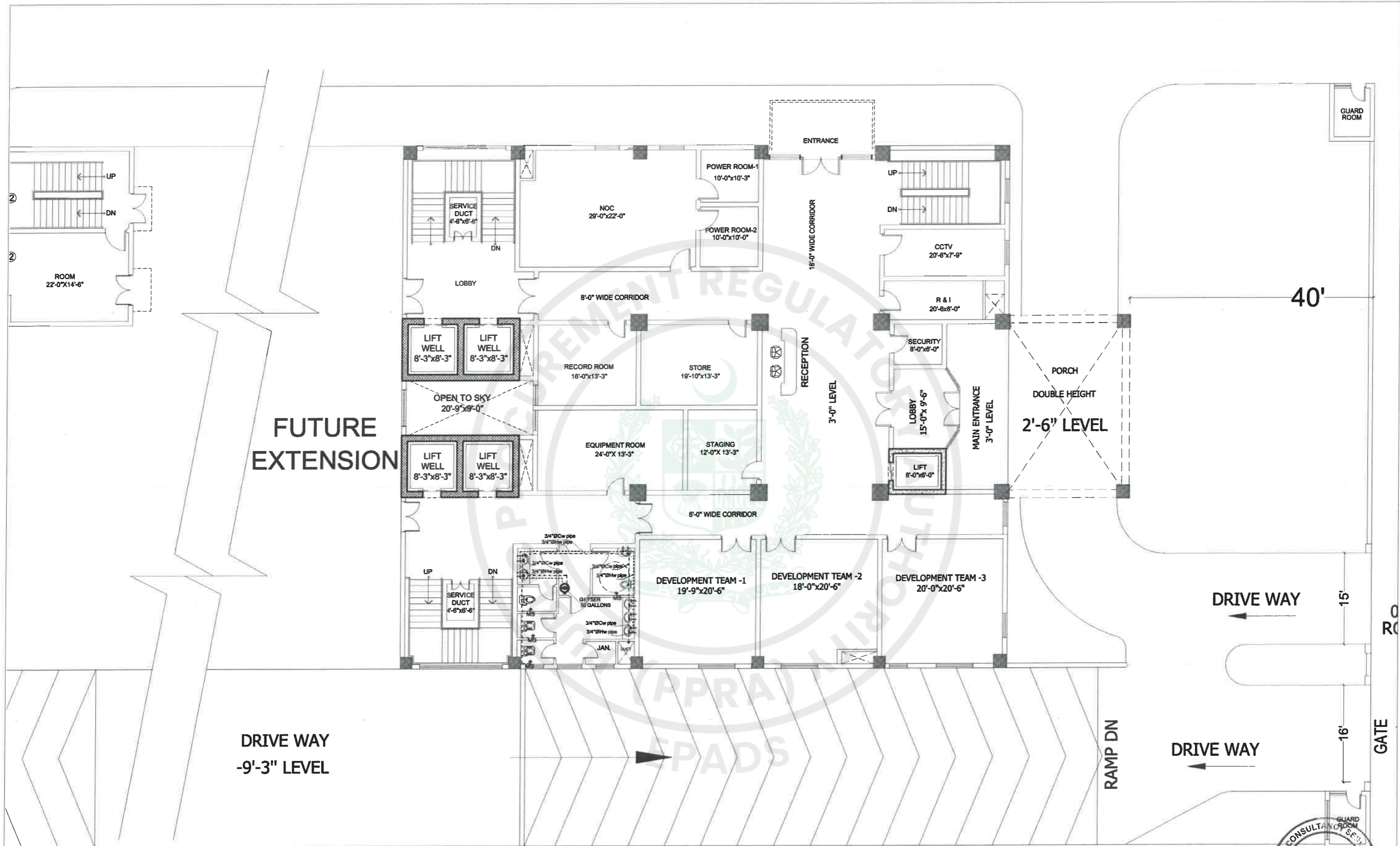
GENERAL NOTES:-

- NO WORK SHALL BE CARRIED OUT UNLESS SHOP DRAWINGS ARE SUBMITTED BY THE CONTRACTOR AND APPROVED BY THE CONSULTANT.
- CONTRACTOR SHALL COORDINATE ALL WORKS WITH ELECTRICAL, STRUCTURAL & ARCHITECTURAL DRAWINGS.
- MECHANICAL SERVICES SHALL NOT CUT IN ANY STRUCTURAL BEAMS, RIBS OR ANY OTHER STRUCTURAL ELEMENTS UNLESS A PRIOR WRITTEN APPROVAL HAS BEEN TAKEN FROM THE ENGINEER.
- ALL EQUIPMENTS SHALL BE INSTALLED STRICTLY AS PER MANUFACTURER'S RECOMMENDATION.
- MECHANICAL CONTRACTOR SHALL PROVIDE SLEEVE ON ALL PIPES PENETRATING WALLS SLABS OR BEAMS
- ALL WORK SHALL CONFORM TO THE LATEST INTERNATIONAL BUILDING CODE, AND THE REQUIREMENTS OF LOCAL AUTHORITIES
- MANHOLE COVERS AND FRAMES ARE TO BE HEAVY DUTY IN TRAFFIC AREAS AND MEDIUM DUTY IN PEDESTRIAN AREAS.
- MANHOLES SHALL BE OF CONCRET CONSTRUCTION.
- ALL UNDER GROUND SEWAGE PIPES SHALL HAVE A MINIMUM SLOPE OF 1%.
- ALL PIPES UNDER TRAFFIC WILL HAVE MINIMUM 1000 mm COVER OR WALL BE ENCASED IN CONCRETE
- ALL SANITARY APPLIANCES SHALL BE PROVIDED WITH TRAPS.
- JOINTS TO W.C. PANS SHALL BE WITH UPVC CONNECTORS & RUBBER GASKETS.
- ISOLATING VALVES SHALL BE PROVIDED TO SEPARATE THE INDIVIDUAL TOILETS, GATE VALVES SHALL BE PROVIDED TO/ FROM WATER HEATERS
- EXACT LOCATION OF WATER PIPE WORK SHALL BE DETERMINED ON SITE.
- PROVIDE ISOLATING VALVE ON ALL MAIN AND BRANCH LINES FOR MAINTENANCE.
- IN PLUMBING WATER SUPPLY SYSTEM THE PIPE DIAMETER INDICATED ARE NET FLOW AREAS (i.e. INTERNAL DIAMETERS) AND THE CONTRACTOR SHALL USE ADEQUATE PIPES SIZE, SPECIALLY WHEN USING PLASTIC PIPES TO ACCOUNT FOR PIPE WALL THICKNESS.
- CONTRACTOR TO PROVIDE OVERFLOW, TEST PIPE, WARNING LEVEL AND DRAIN CONNECTION.
- ALL ELECTRICAL POWER AND CONTROL WIRING/CONDUITING FROM M.C.C. TO PLUMBING EQUIPMENTS SHALL BE CARRIED OUT BY ELECTRICAL CONTRACTOR.
- CONTRACTOR TO PROVIDE CLEAN OUTS AT EVERY 15 METER OF PIPE RUN EVEN IF IT IS NOT MENTIONED IN THE DRAWINGS.
- FOR COLD WATER SUPPLY PPR PN-20 PIPES SHALL BE USED.
- ALL EXPOSED COLD AND HOT WATER PIPING SHALL BE GI (IIL) MEDIUM CLASS.
- ALL HOT WATER PIPES SHALL BE PPR PN-20.
- ALL HOT WATER PIPES SHALL BE INSULATED.
- PPR PIPE INTERNAL CLEAR DIA.



TENDER DRAWINGS


CONSULTANTS  DEVELOPMENT CONSULTANCY SERVICES (Pvt.) Ltd. Office 27, 2nd Floor, Executive complex, G-8 Markaz, Islamabad Phone: 051-8736305	EXECUTING AGENCY : D.G (WORKS) CAPITAL DEVELOPMENT AUTHORITY (CDA) CLIENT & SPONSOR: ELECTION COMMISSION OF PAKISTAN PROJECT ADDRESS: H-11/4, ISLAMABAD	PROJECT: CONSTRUCTION OF FEDERAL ELECTION ACADEMY AND OTHER OFFICES OF ELECTION COMMISSION OF PAKISTAN	DWG. TITLE PLUMBING LEGEND & GENERAL NOTES	<table border="1"> <thead> <tr> <th>REV. NO.</th> <th>DESCRIPTION</th> <th>DATE</th> <th>SIGN</th> </tr> </thead> <tbody> <tr> <td> </td> <td> </td> <td> </td> <td> </td> </tr> <tr> <td> </td> <td> </td> <td> </td> <td> </td> </tr> <tr> <td> </td> <td> </td> <td> </td> <td> </td> </tr> </tbody> </table>	REV. NO.	DESCRIPTION	DATE	SIGN													<table border="1"> <tr> <td>DESIGNER: SHAHEERA IRFAN</td> <td>PRINCIPAL ARCHITECT: ATHAR SAEED.</td> <td>PROJECT ARCHITECT: SHAHEERA IRFAN</td> </tr> <tr> <td>DWN. BY: ZAMURAD</td> <td>SCALE: N.T.S</td> <td>DRAWING NO. P - 00</td> </tr> <tr> <td>FILE: _____</td> <td>DATE: MARCH, 2026</td> <td>REV. 0</td> </tr> <tr> <td>CHKD. ATHAR SAEED.</td> <td></td> <td></td> </tr> </table>	DESIGNER: SHAHEERA IRFAN	PRINCIPAL ARCHITECT: ATHAR SAEED.	PROJECT ARCHITECT: SHAHEERA IRFAN	DWN. BY: ZAMURAD	SCALE: N.T.S	DRAWING NO. P - 00	FILE: _____	DATE: MARCH, 2026	REV. 0	CHKD. ATHAR SAEED.		
	REV. NO.	DESCRIPTION	DATE	SIGN																													
DESIGNER: SHAHEERA IRFAN	PRINCIPAL ARCHITECT: ATHAR SAEED.	PROJECT ARCHITECT: SHAHEERA IRFAN																															
DWN. BY: ZAMURAD	SCALE: N.T.S	DRAWING NO. P - 00																															
FILE: _____	DATE: MARCH, 2026	REV. 0																															
CHKD. ATHAR SAEED.																																	
TENDER DRAWING																																	

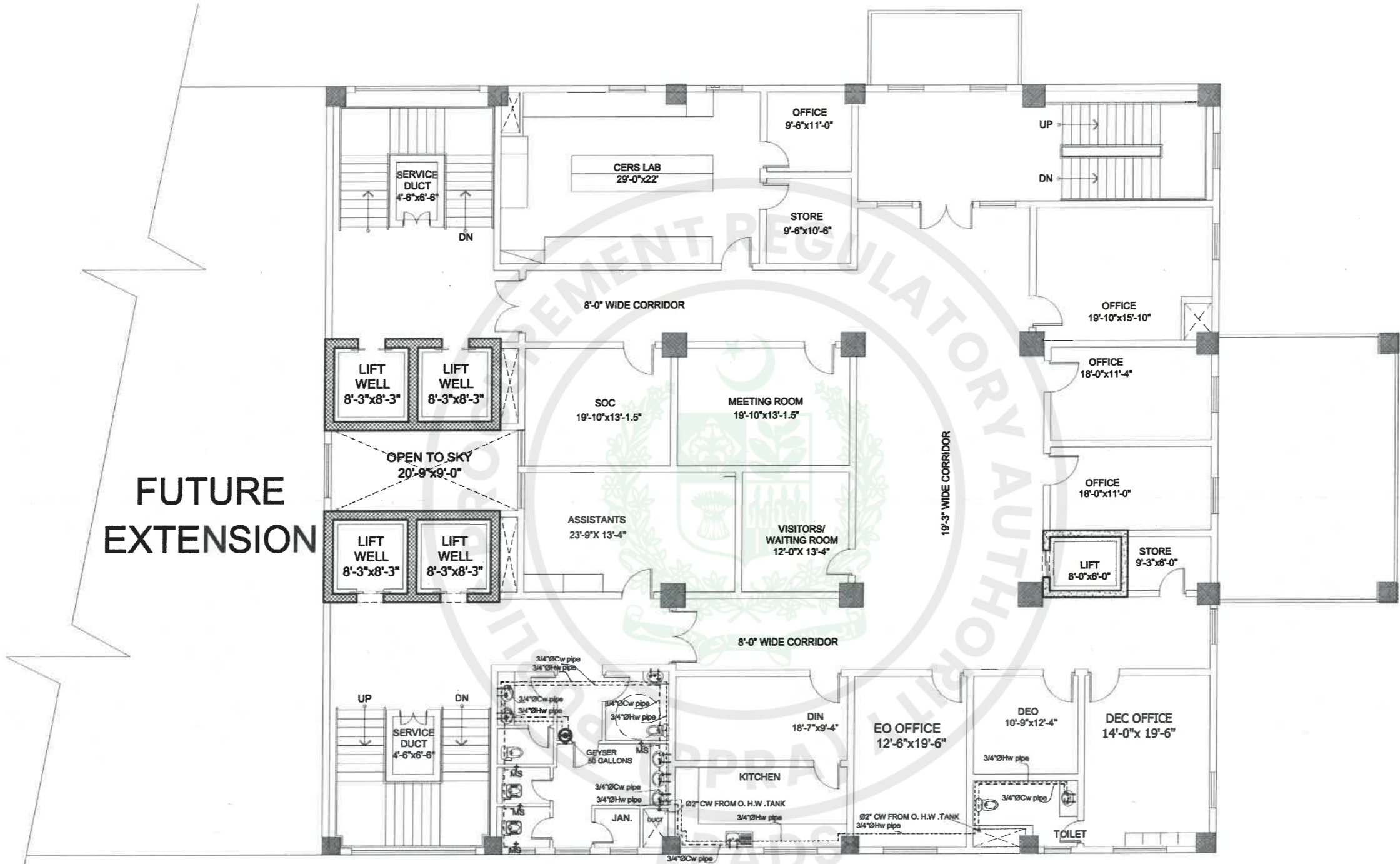


GROUND FLOOR WATER SUPPLY PLAN



TENDER DRAWINGS
TENDER DRAWING

CONSULTANTS  DEVELOPMENT CONSULTANCY SERVICES (Pvt.) Ltd. Office 27, 2nd Floor, Executive complex, G-8 Markaz, Islamabad Phone: 051-8736305	EXECUTING AGENCY: D.G (WORKS) CAPITAL DEVELOPMENT AUTHORITY (CDA) CLIENT & SPONSOR: ELECTION COMMISSION OF PAKISTAN PROJECT ADDRESS: H-11/4, ISLAMABAD	PROJECT: CONSTRUCTION OF FEDERAL ELECTION ACADEMY AND OTHER OFFICES OF ELECTION COMMISSION OF PAKISTAN	DWG. TITLE GROUND FLOOR WATER SUPPLY PLAN	REV. NO. _____	DESCRIPTION _____	DATE _____	SIGN _____	DESIGNER: DESN. SHAHEERA IRFAN DWN. ZAMJIRAD	PRINCIPAL ARCHITECT: ATHAR SAEED.	PROJECT ARCHITECT: SHAHEERA IRFAN
				SCALE: N.T.S.	DATE: MARCH, 2026	DRAWING NO.: P - 01	REV.: 0			




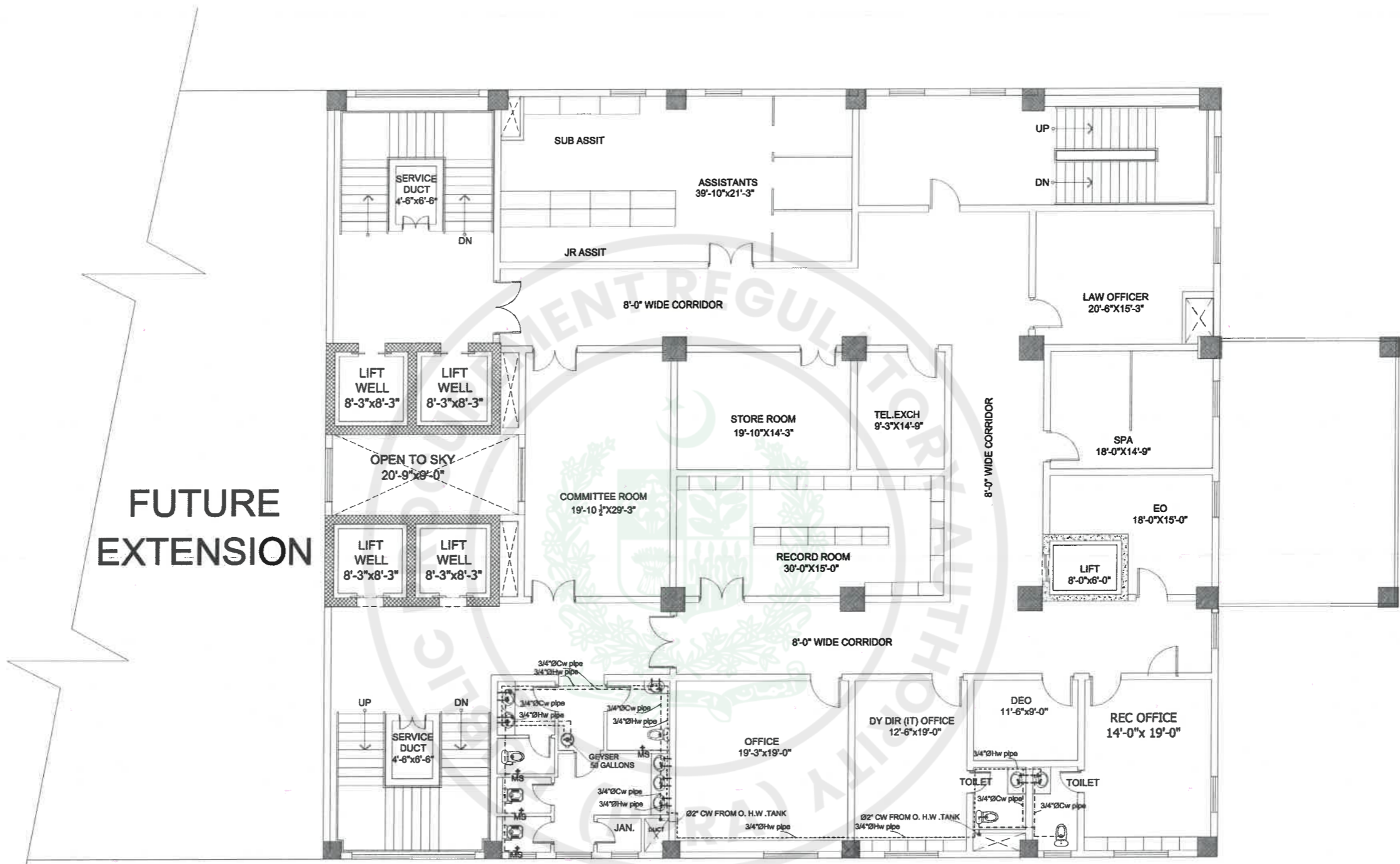
FIRST FLOOR WATER SUPPLY PLAN



TENDER DRAWINGS

TENDER DRAWING

CONSULTANTS  DEVELOPMENT CONSULTANCY SERVICES (Pvt.) Ltd. Office 27, 2nd Floor, Executive complex, G-8 Markaz, Islamabad Phone: 051-8736305	EXECUTING AGENCY : D.G (WORKS) CAPITAL DEVELOPMENT AUTHORITY (CDA) CLIENT & SPONSOR: ELECTION COMMISSION OF PAKISTAN PROJECT ADDRESS: H-11/4, ISLAMABAD	PROJECT: CONSTRUCTION OF FEDERAL ELECTION ACADEMY AND OTHER OFFICES OF ELECTION COMMISSION OF PAKISTAN	DWG. TITLE FIRST FLOOR WATER SUPPLY PLAN	<table border="1"> <thead> <tr> <th>REV. NO.</th> <th>DESCRIPTION</th> <th>DATE</th> <th>SIGN</th> </tr> </thead> <tbody> <tr> <td> </td> <td> </td> <td> </td> <td> </td> </tr> <tr> <td> </td> <td> </td> <td> </td> <td> </td> </tr> <tr> <td> </td> <td> </td> <td> </td> <td> </td> </tr> </tbody> </table>	REV. NO.	DESCRIPTION	DATE	SIGN													DESIGNER: SHAHEERA IRFAN OWNER: ZAMURAD FILE: _____ CKD: ATHAR SAEED.	PRINCIPAL ARCHITECT: _____ PROJECT ARCHITECT: SHAHEERA IRFAN	SCALE: N.T.S DATE: MARCH, 2026	DRAWING NO. P - 02	REV. 0
					REV. NO.	DESCRIPTION	DATE	SIGN																	
e-Pak Acquisition and Disposal System (EPADS) generated document © 2026																									




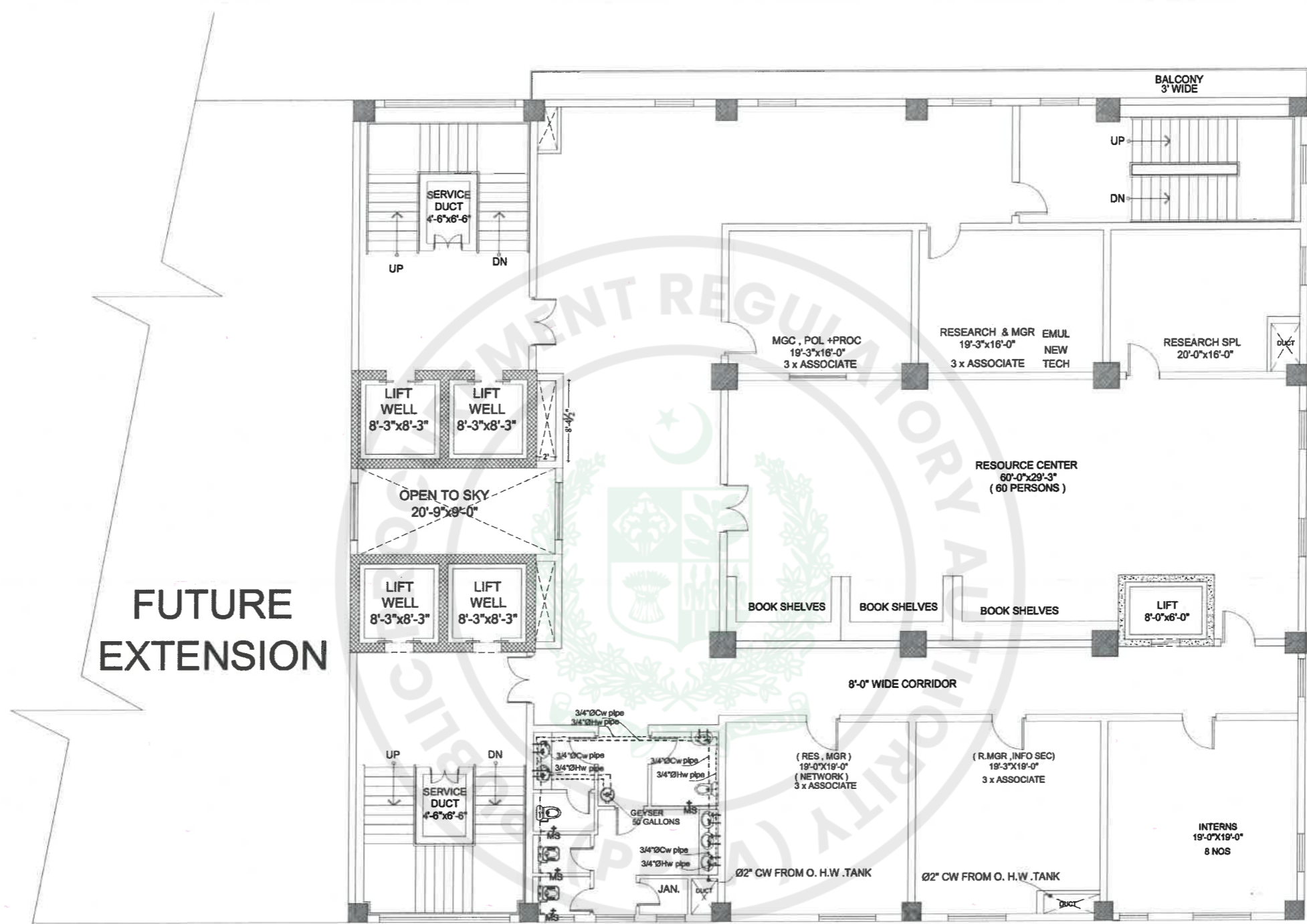
SECOND FLOOR WATER SUPPLY PLAN



TENDER DRAWINGS

TENDER DRAWING


CONSULTANTS  DEVELOPMENT CONSULTANCY SERVICES (Pvt.) Ltd. Office 27, 2nd Floor, Executive complex, G-8 Markaz, Islamabad Phone: 051-8738305	EXECUTING AGENCY: D.G (WORKS) CAPITAL DEVELOPMENT AUTHORITY (CDA)	PROJECT: CONSTRUCTION OF FEDERAL ELECTION ACADEMY AND OTHER OFFICES OF ELECTION COMMISSION OF PAKISTAN	DWG. TITLE SECOND FLOOR WATER SUPPLY PLAN	<table border="1"> <thead> <tr> <th>REV. NO.</th> <th>DESCRIPTION</th> <th>DATE</th> <th>SIGN</th> </tr> </thead> <tbody> <tr> <td> </td> <td> </td> <td> </td> <td> </td> </tr> </tbody> </table>	REV. NO.	DESCRIPTION	DATE	SIGN					DESIGNER: SHAHEERA IRFAN DWN.: ZAMURAD FILE: _____ CKD.: ATHAR SAEED	PRINCIPAL ARCHITECT: ATHAR SAEED	PROJECT ARCHITECT: SHAHEERA IRFAN
	REV. NO.	DESCRIPTION	DATE	SIGN											
CLIENT & SPONSOR: ELECTION COMMISSION OF PAKISTAN PROJECT ADDRESS: H-11/4, ISLAMABAD	SCALE: N.T.S. DATE: MARCH, 2026	DRAWING NO.: P - 03	REV.: 0												

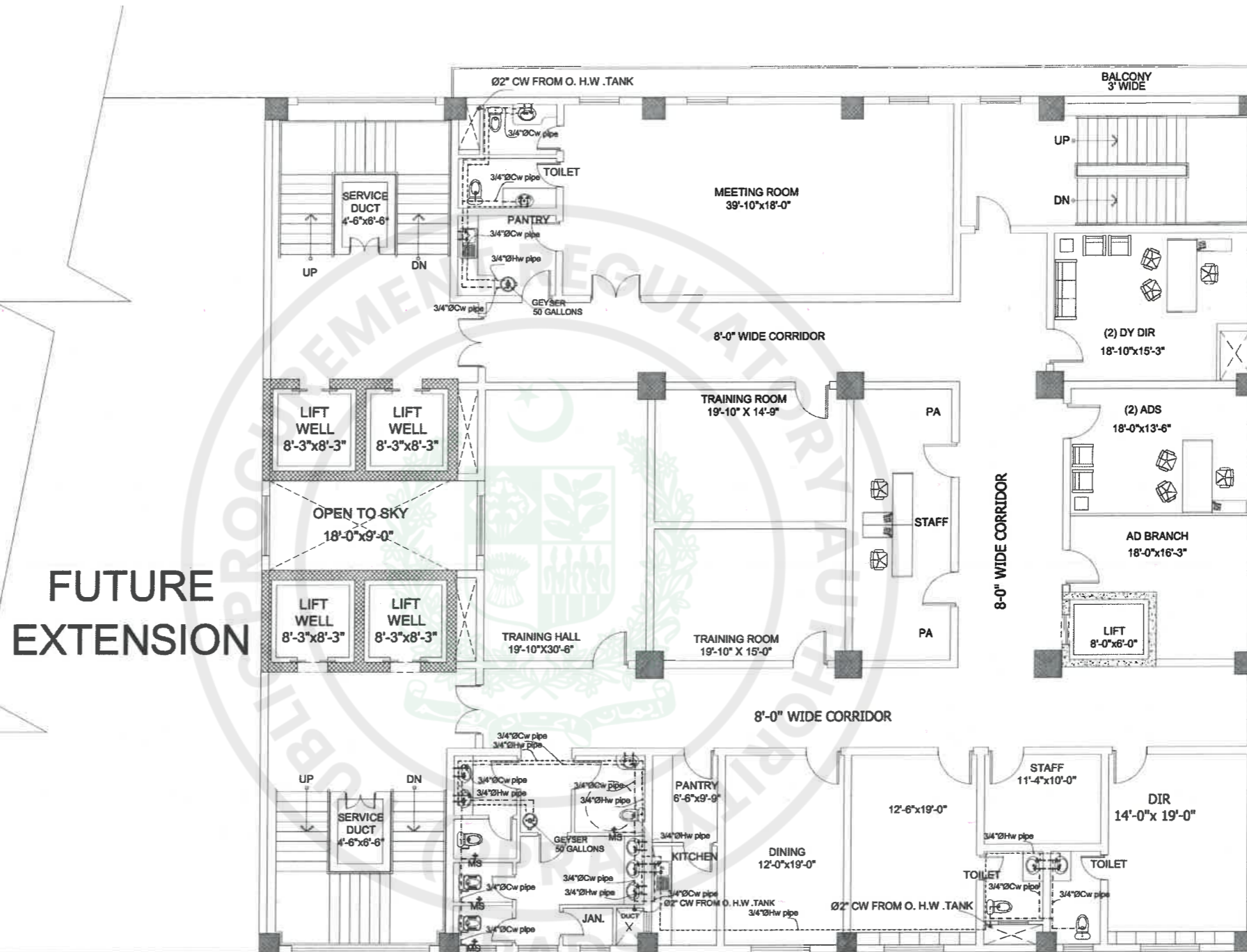


THIRD FLOOR WATER SUPPLY PLAN



TENDER DRAWINGS

CONSULTANTS  DEVELOPMENT CONSULTANCY SERVICES (Pvt.) Ltd. Office 27, 2nd Floor, Executive complex, G-8 Markaz, Islamabad Phone: 051-8736305	EXECUTING AGENCY: D.G (WORKS) CAPITAL DEVELOPMENT AUTHORITY (CDA) CLIENT & SPONSOR: ELECTION COMMISSION OF PAKISTAN PROJECT ADDRESS: H-11/4, ISLAMABAD	PROJECT: CONSTRUCTION OF FEDERAL ELECTION ACADEMY AND OTHER OFFICES OF ELECTION COMMISSION OF PAKISTAN	DWG. TITLE THIRD FLOOR WATER SUPPLY PLAN	<table border="1"> <thead> <tr> <th>REV. NO.</th> <th>DESCRIPTION</th> <th>DATE</th> <th>SIGN.</th> </tr> </thead> <tbody> <tr><td> </td><td> </td><td> </td><td> </td></tr> <tr><td> </td><td> </td><td> </td><td> </td></tr> <tr><td> </td><td> </td><td> </td><td> </td></tr> <tr><td> </td><td> </td><td> </td><td> </td></tr> </tbody> </table>	REV. NO.	DESCRIPTION	DATE	SIGN.																	DESIGNER: SHAHEERA IRFAN DRAWN BY: ZAMURAD FILED BY: _____ CKD.: ATHAR SAEED	PRINCIPAL ARCHITECT: ATHAR SAEED	PROJECT ARCHITECT: SHAHEERA IRFAN
					REV. NO.	DESCRIPTION	DATE	SIGN.																			
SCALE: N.T.S. DATE: MARCH, 2026		DRAWING NO.: P - 04		REV.: 0																							




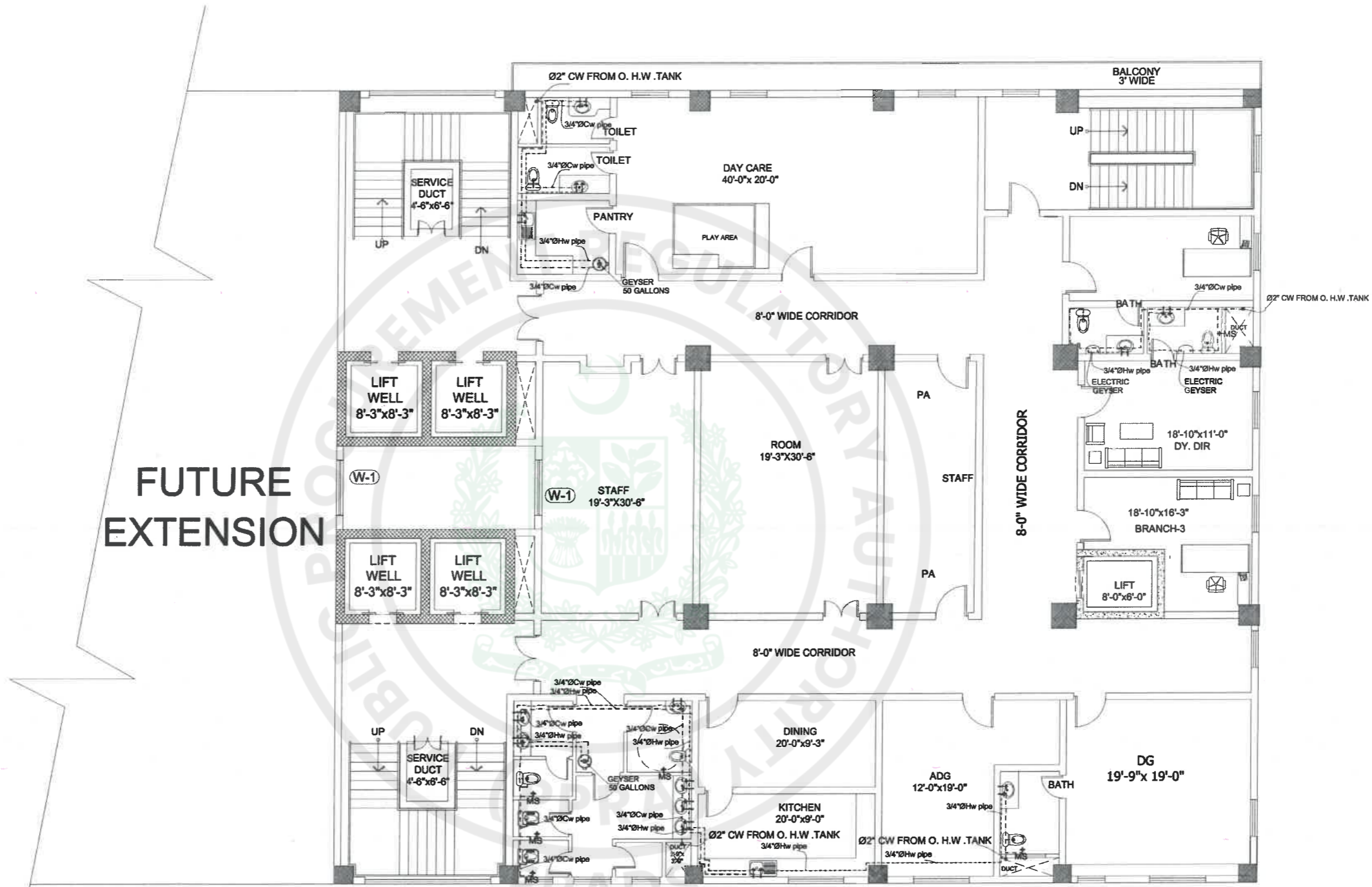
FOURTH FLOOR WATER SUPPLY PLAN



TENDER DRAWINGS

TENDER DRAWING


CONSULTANTS  DEVELOPMENT CONSULTANCY SERVICES (Pvt.) Ltd. Office 27, 2nd Floor, Executive complex, G-8 Markaz, Islamabad Phone: 051-8736305	EXECUTING AGENCY: D.G (WORKS) CAPITAL DEVELOPMENT AUTHORITY (CDA) CLIENT & SPONSOR: ELECTION COMMISSION OF PAKISTAN PROJECT ADDRESS: H-11/4, ISLAMABAD	PROJECT: CONSTRUCTION OF FEDERAL ELECTION ACADEMY AND OTHER OFFICES OF ELECTION COMMISSION OF PAKISTAN	DWG. TITLE FOURTH FLOOR WATER SUPPLY PLAN	REV. NO. _____	DESCRIPTION _____	DATE _____	SIGN _____	DESIGNER: SHAHEERA IRFAN DRAWN BY: ZAMURAD FILED BY: _____ CHKD BY: ATHAR SAEED	PRINCIPAL ARCHITECT: ATHAR SAEED	PROJECT ARCHITECT: SHAHEERA IRFAN
				SCALE: N.T.S. DATE: MARCH, 2026	DRAWING NO.: P - 05	REV.: 0				

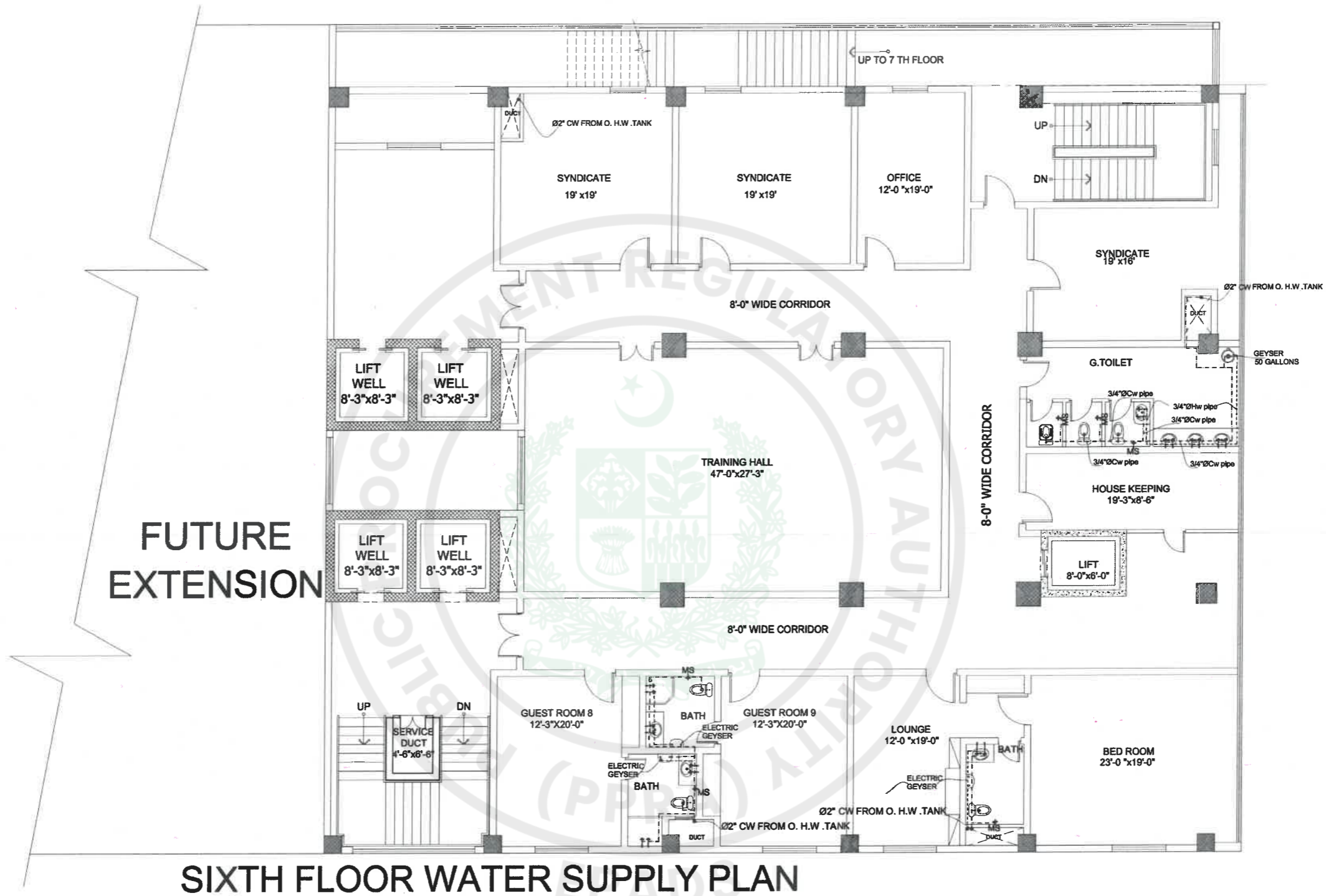


FIFTH FLOOR WATER SUPPLY PLAN



TENDER DRAWINGS TENDER DRAWING

CONSULTANTS  DEVELOPMENT CONSULTANCY SERVICES (Pvt.) Ltd. Office 27, 2nd Floor, Executive complex, G-8 Markaz, Islamabad Phone: 051-8736305	EXECUTING AGENCY: D.G (WORKS) CAPITAL DEVELOPMENT AUTHORITY (CDA) CLIENT & SPONSOR: ELECTION COMMISSION OF PAKISTAN PROJECT ADDRESS: H-11/4, ISLAMABAD	PROJECT: CONSTRUCTION OF FEDERAL ELECTION ACADEMY AND OTHER OFFICES OF ELECTION COMMISSION OF PAKISTAN	DWG. TITLE FIFTH FLOOR WATER SUPPLY PLAN	REV. NO. _____	DESCRIPTION _____	DATE _____	SIGN _____	DESIGNER: DESN. SHAHEERA IRFAN DWN. ZAMJURAD	PRINCIPAL ARCHITECT: ATHAR SAEED.	PROJECT ARCHITECT: SHAHEERA IRFAN
				FILE _____	SCALE: N.T.S.	DRAWING NO. P - 06	REV. 0			

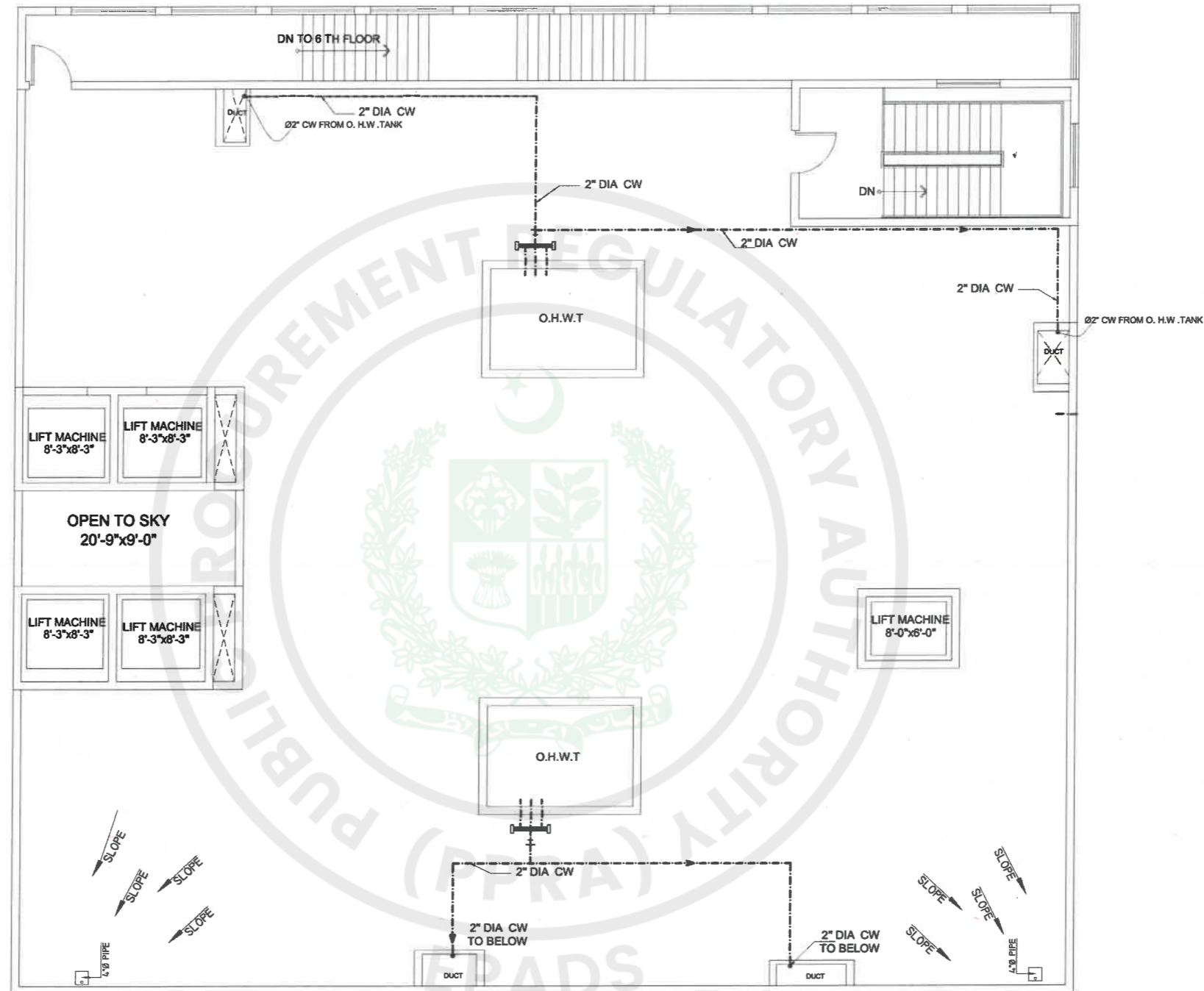


SIXTH FLOOR WATER SUPPLY PLAN



TENDER DRAWINGS

CONSULTANTS  DEVELOPMENT CONSULTANCY SERVICES (Pvt.) Ltd. Office 27, 2nd Floor, Executive complex, G-8 Markaz, Islamabad Phone: 051-8736305	EXECUTING AGENCY: D.G (WORKS) CAPITAL DEVELOPMENT AUTHORITY (CDA) CLIENT & SPONSOR: ELECTION COMMISSION OF PAKISTAN PROJECT ADDRESS: H-11/4, ISLAMABAD	PROJECT: CONSTRUCTION OF FEDERAL ELECTION ACADEMY AND OTHER OFFICES OF ELECTION COMMISSION OF PAKISTAN	DWG. TITLE SIXTH FLOOR WATER SUPPLY PLAN	<table border="1"> <thead> <tr> <th>REV. NO.</th> <th>DESCRIPTION</th> <th>DATE</th> <th>SIGN</th> </tr> </thead> <tbody> <tr> <td> </td> <td> </td> <td> </td> <td> </td> </tr> </tbody> </table>	REV. NO.	DESCRIPTION	DATE	SIGN					DESIGNER: SHAHEERA IRFAN OWN: ZAMURAD FILE: _____ DATE: _____ CHKD: ATHAR SAEED	PRINCIPAL ARCHITECT: ATHAR SAEED	PROJECT ARCHITECT: SHAHEERA IRFAN
					REV. NO.	DESCRIPTION	DATE	SIGN							
SCALE: N.T.S DATE: MARCH, 2026	DRAWING NO. P - 07	REV. 0													



MUMTY FLOOR WATER SUPPLY PLAN



TENDER DRAWINGS

TENDER DRAWING

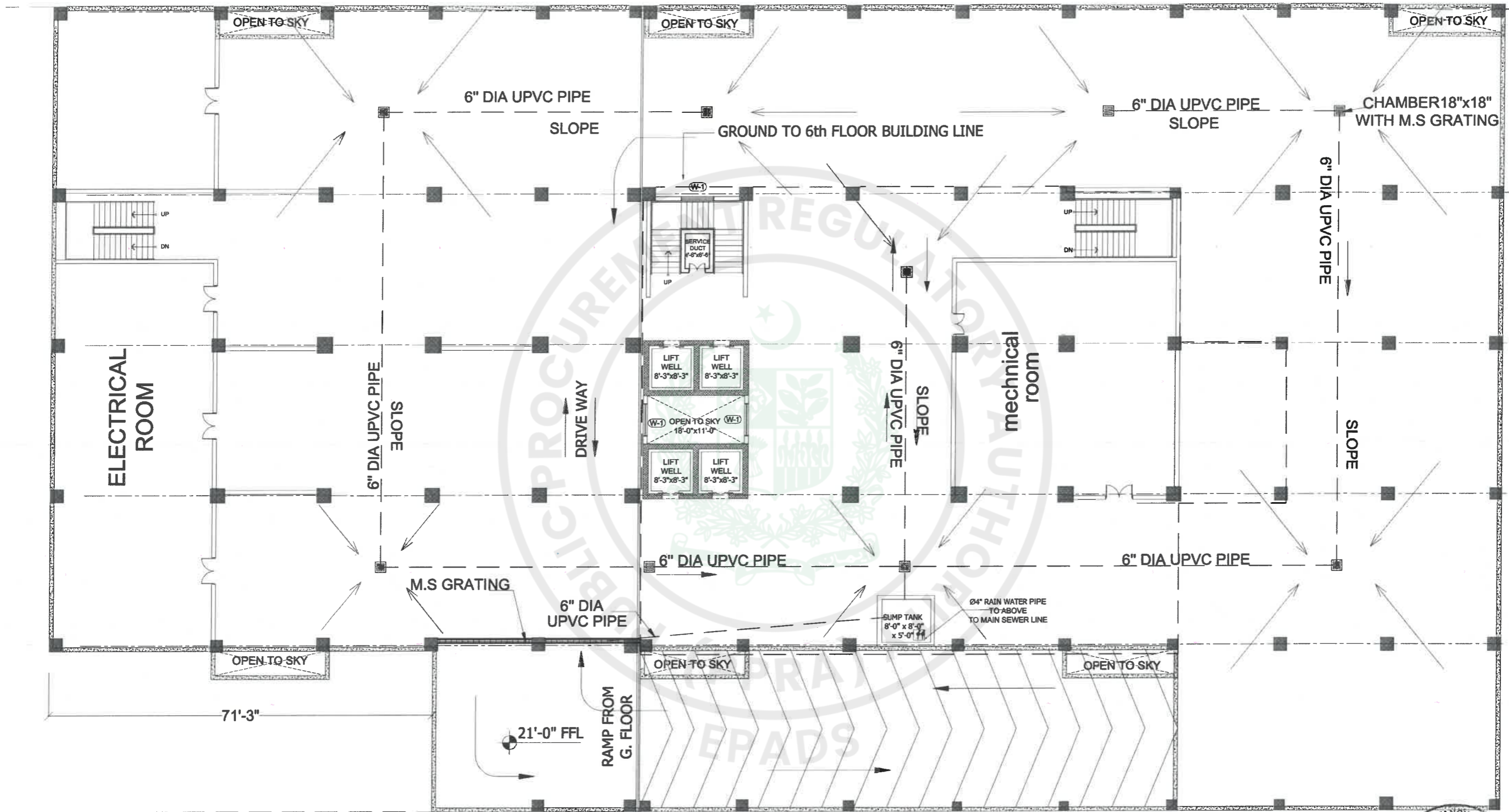
CONSULTANTS
DEVELOPMENT CONSULTANCY SERVICES (Pvt.) Ltd.
 Office 27, 2nd Floor, Executive complex, G-8 Markaz,
 Islamabad
 Phone: 051-8738305

EXECUTING AGENCY :
D.G (WORKS) CAPITAL
DEVELOPMENT AUTHORITY (CDA)
CLIENT & SPONSOR:
ELECTION COMMISSION OF PAKISTAN
PROJECT ADDRESS: H-11/4, ISLAMABAD

PROJECT:
CONSTRUCTION OF
FEDERAL ELECTION ACADEMY
AND OTHER OFFICES OF
ELECTION COMMISSION OF PAKISTAN

DWG. TITLE
MUMTY & ROOF TOP
WATER SUPPLY PLAN

REV. NO.	DESCRIPTION	DATE	SIGN	DESIGNER	PRINCIPAL ARCHITECT.	PROJECT ARCHITECT.
				DESIGNER: SHAHEERA IRFAN DWN. BY: ZAMURAD	ATHAR SAEED.	SHAHEERA IRFAN
				FILE: _____ CKD: ATHAR SAEED.	SCALE: N.T.S.	DRAWING NO. P - 08
					DATE: MARCH, 2026	REV. 0




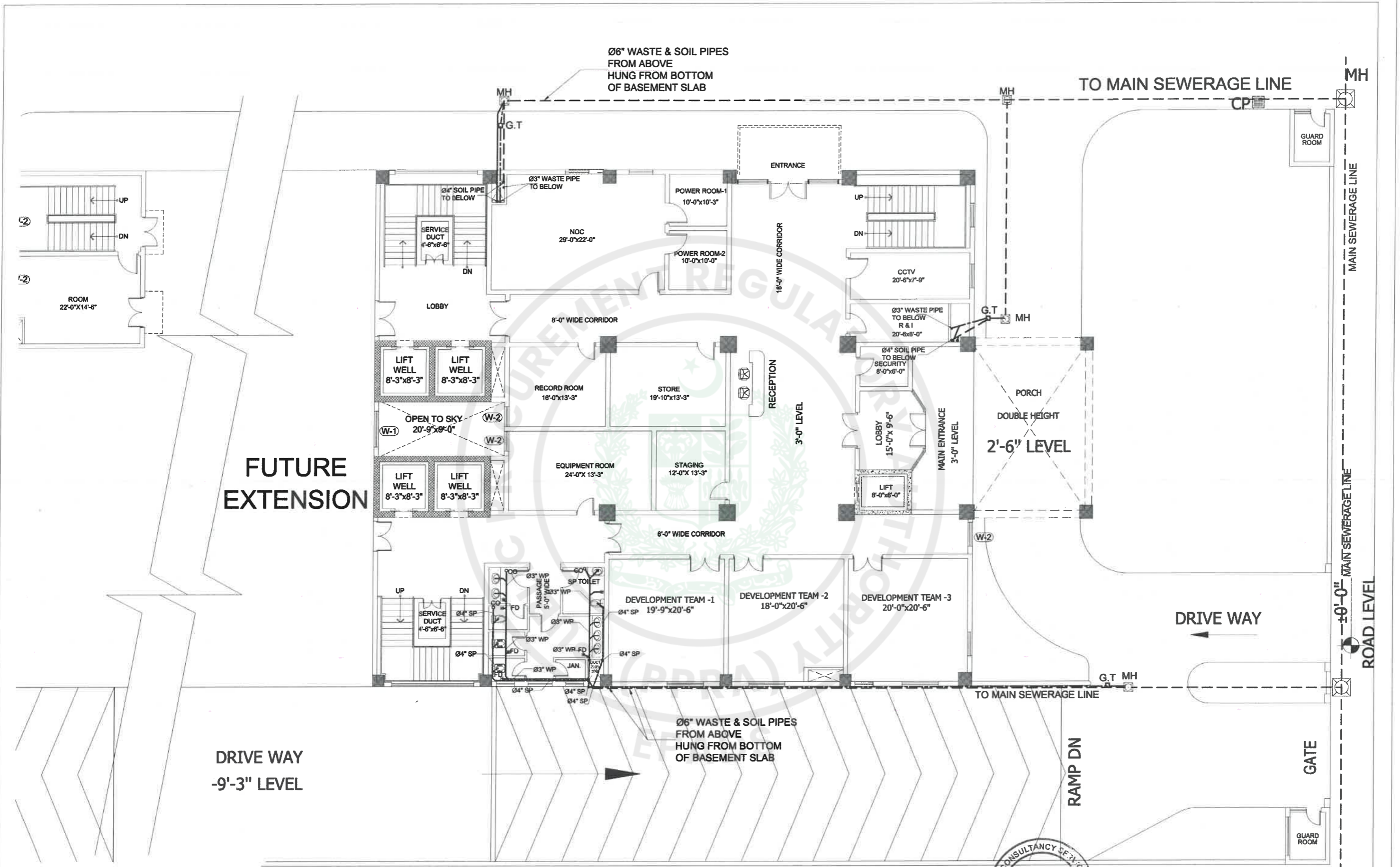
LOWER BASEMENT FLOOR SEWRAGE PLAN



TENDER DRAWINGS

TENDER DRAWING

CONSULTANTS  DEVELOPMENT CONSULTANCY SERVICES (Pvt.) Ltd. Office 27, 2nd Floor, Executive complex, G-8 Markaz, Islamabad Phone: 051-8736305	EXECUTING AGENCY: D.G (WORKS) CAPITAL DEVELOPMENT AUTHORITY (CDA) CLIENT & SPONSOR: ELECTION COMMISSION OF PAKISTAN PROJECT ADDRESS: H-11/4, ISLAMABAD	PROJECT: CONSTRUCTION OF FEDERAL ELECTION ACADEMY AND OTHER OFFICES OF ELECTION COMMISSION OF PAKISTAN	DWG. TITLE LOWER BASEMENT FLOOR SEWRAGE PLAN	REV. NO. _____	DESCRIPTION _____	DATE _____	SIGN _____	DESIGNER: SHAHEERA IRFAN OWN: ZAMURAD FILE: _____ CHKD: ATHAR SAEED	PRINCIPAL ARCHITECT: ATHAR SAEED	PROJECT ARCHITECT: SHAHEERA IRFAN	SCALE: N.T.S.	DRAWING NO. P - 09	REV. 0
				DATE: MARCH, 2026	DATE: MARCH, 2026								



GROUND FLOOR SEWERAGE PLAN



TENDER DRAWINGS

TENDER DRAWING

CONSULTANTS
DEVELOPMENT CONSULTANCY SERVICES (Pvt.) Ltd.
 Office 27, 2nd Floor, Executive complex, G-8 Markaz, Islamabad
 Phone: 051-8738305

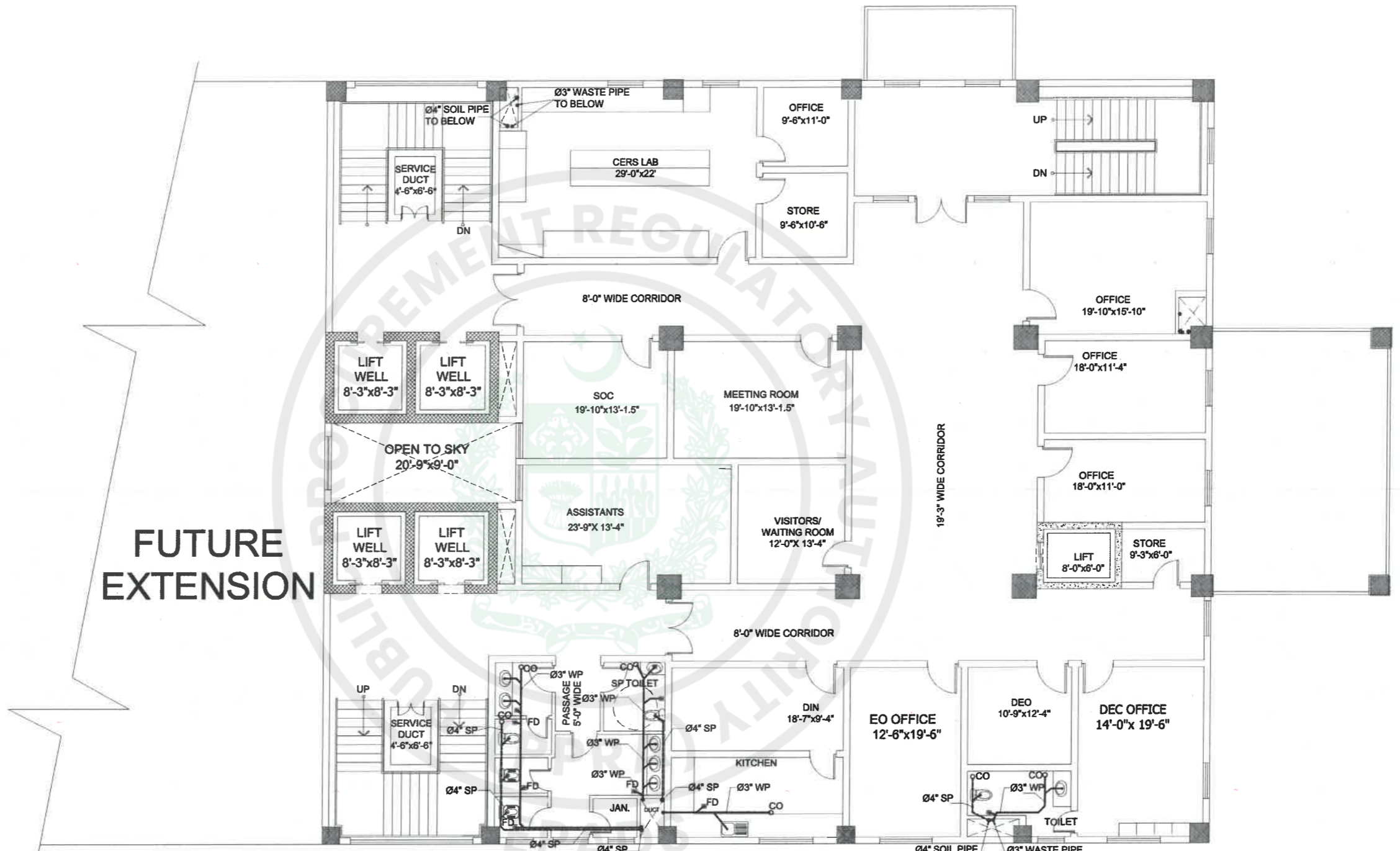
EXECUTING AGENCY:
 D.G (WORKS) CAPITAL DEVELOPMENT AUTHORITY (CDA)
CLIENT & SPONSOR:
 ELECTION COMMISSION OF PAKISTAN
PROJECT ADDRESS:
 H-11/4, ISLAMABAD

PROJECT:
 CONSTRUCTION OF FEDERAL ELECTION ACADEMY AND OTHER OFFICES OF ELECTION COMMISSION OF PAKISTAN

DWG. TITLE
 GROUND FLOOR SEWERAGE PLAN

REV. NO.	DESCRIPTION	DATE	SIGN

DESIGNER: SHAHEERA IRFAN	PRINCIPAL ARCHITECT: ATHAR SAEED.	PROJECT ARCHITECT: SHAHEERA IRFAN
DRAWN BY: ZAMURAD	SCALE: N.T.S	DRAWING NO.: P - 10
FILE: _____	DATE: MARCH, 2026	REV.: 0
CHKD.: ATHAR SAEED.		



FIRST FLOOR SEWERAGE PLAN



TENDER DRAWINGS

TENDER DRAWING

CONSULTANTS
DEVELOPMENT CONSULTANCY SERVICES (Pvt.) Ltd.
 Office 27, 2nd Floor, Executive complex, G-8 Markaz,
 Islamabad
 Phone: 051-8738305

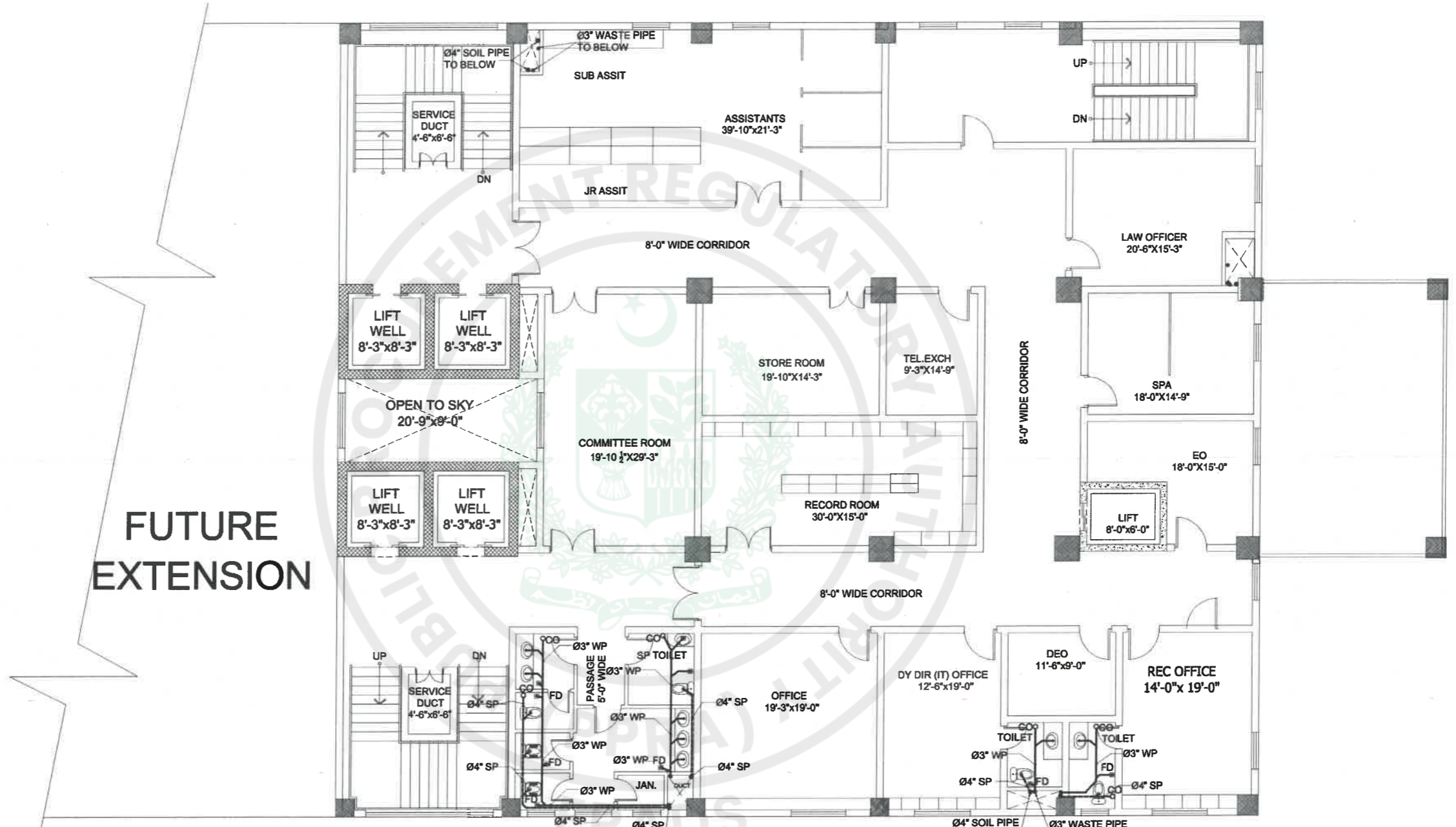
EXECUTING AGENCY:
 D.G (WORKS) CAPITAL
 DEVELOPMENT AUTHORITY (CDA)
CLIENT & SPONSOR:
 ELECTION COMMISSION OF PAKISTAN
PROJECT ADDRESS:
 H-11/4, ISLAMABAD

PROJECT:
 CONSTRUCTION OF
 FEDERAL ELECTION ACADEMY
 AND OTHER OFFICES OF
 ELECTION COMMISSION OF PAKISTAN

DWG. TITLE
 FIRST FLOOR
 SEWERAGE PLAN

REV. NO.	DESCRIPTION	DATE	SIGN

DESIGNER: SHAHEERA IRFAN	PRINCIPAL ARCHITECT: ATHAR SAEED	PROJECT ARCHITECT: SHAHEERA IRFAN
DWN.: ZAMURAD	SCALE: N.T.S	DRAWING NO.: P - 11
FILE: _____	DATE: MARCH, 2026	REV.: 0
CKD.: ATHAR SAEED		



**FUTURE
EXTENSION**

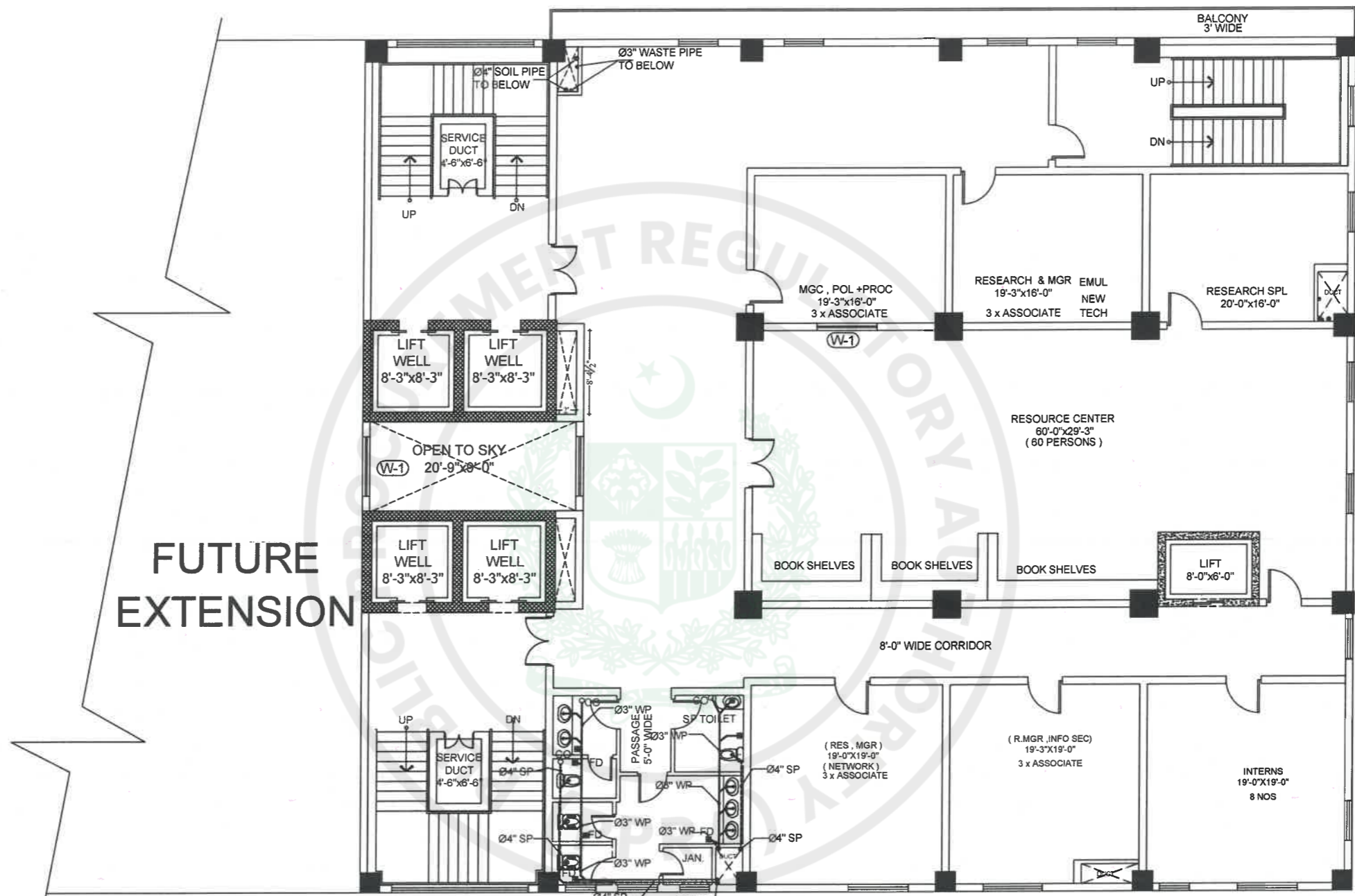
SECOND FLOOR SEWERAGE PLAN



TENDER DRAWINGS

TENDER DRAWING


CONSULTANTS DEVELOPMENT CONSULTANCY SERVICES (Pvt.) Ltd. Office 27, 2nd Floor, Executive complex, G-8 Markaz, Islamabad Phone: 051-8736305	EXECUTING AGENCY: D.G (WORKS) CAPITAL DEVELOPMENT AUTHORITY (CDA) CLIENT & SPONSOR: ELECTION COMMISSION OF PAKISTAN PROJECT ADDRESS: H-11/4, ISLAMABAD	PROJECT: CONSTRUCTION OF FEDERAL ELECTION ACADEMY AND OTHER OFFICES OF ELECTION COMMISSION OF PAKISTAN	DWG. TITLE SECOND FLOOR SEWERAGE PLAN	<table border="1"> <thead> <tr> <th>REV. NO.</th> <th>DESCRIPTION</th> <th>DATE</th> <th>SIGN</th> </tr> </thead> <tbody> <tr> <td> </td> <td> </td> <td> </td> <td> </td> </tr> <tr> <td> </td> <td> </td> <td> </td> <td> </td> </tr> <tr> <td> </td> <td> </td> <td> </td> <td> </td> </tr> </tbody> </table>	REV. NO.	DESCRIPTION	DATE	SIGN													DESIGNER: SHAHEERA IRFAN DRAWN BY: ZAMURAD FILED BY: _____ CHKD BY: ATHAR SAEED.	PRINCIPAL ARCHITECT: ATHAR SAEED.	PROJECT ARCHITECT: SHAHEERA IRFAN
					REV. NO.	DESCRIPTION	DATE	SIGN															
SCALE: N.T.S. DATE: MARCH, 2026		DRAWING NO.: P - 12 REV.: 0																					

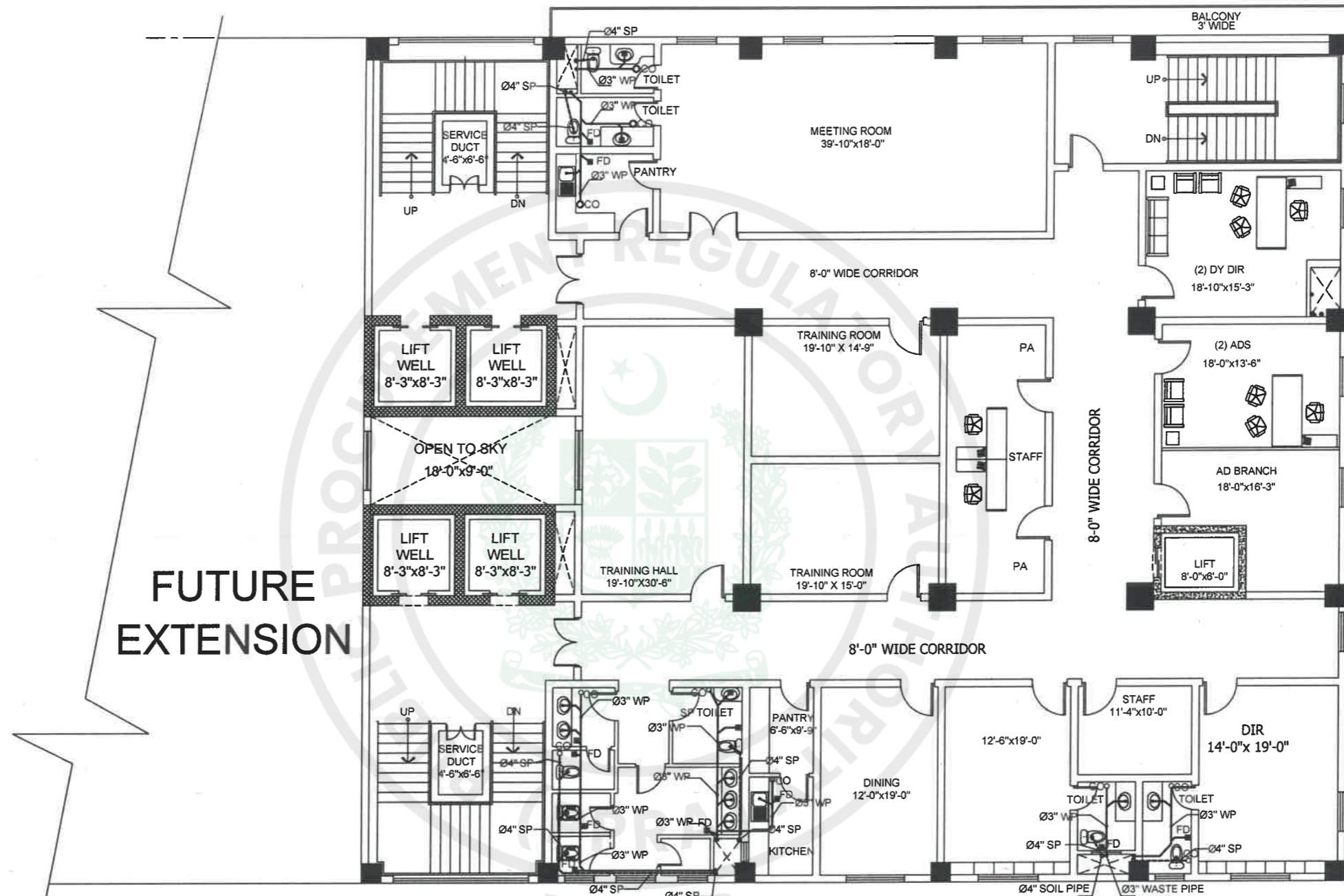


THIRD FLOOR SEWERAGE PLAN



TENDER DRAWINGS


CONSULTANTS  DEVELOPMENT CONSULTANCY SERVICES (Pvt.) Ltd. Office 27, 2nd Floor, Executive complex, G-8 Markaz, Islamabad Phone: 051-8736305	EXECUTING AGENCY: D.G (WORKS) CAPITAL DEVELOPMENT AUTHORITY (CDA) CLIENT & SPONSOR: ELECTION COMMISSION OF PAKISTAN PROJECT ADDRESS: H-11/4, ISLAMABAD	PROJECT: CONSTRUCTION OF FEDERAL ELECTION ACADEMY AND OTHER OFFICES OF ELECTION COMMISSION OF PAKISTAN	DWG. TITLE THIRD FLOOR SEWERAGE PLAN	REV. NO. _____	DESCRIPTION _____	DATE _____	SIGN _____	DESIGNER: SHAHEERA IREAN OWNER: ZAMURAD FILE: _____ CKD: ATHAR SAEED	PRINCIPAL ARCHITECT: ATHAR SAEED	PROJECT ARCHITECT: SHAHEERA IREAN	SCALE: N.T.S	DRAWING NO. P - 13	REV. 0
				DATE: MARCH, 2026	DATE: MARCH, 2026								

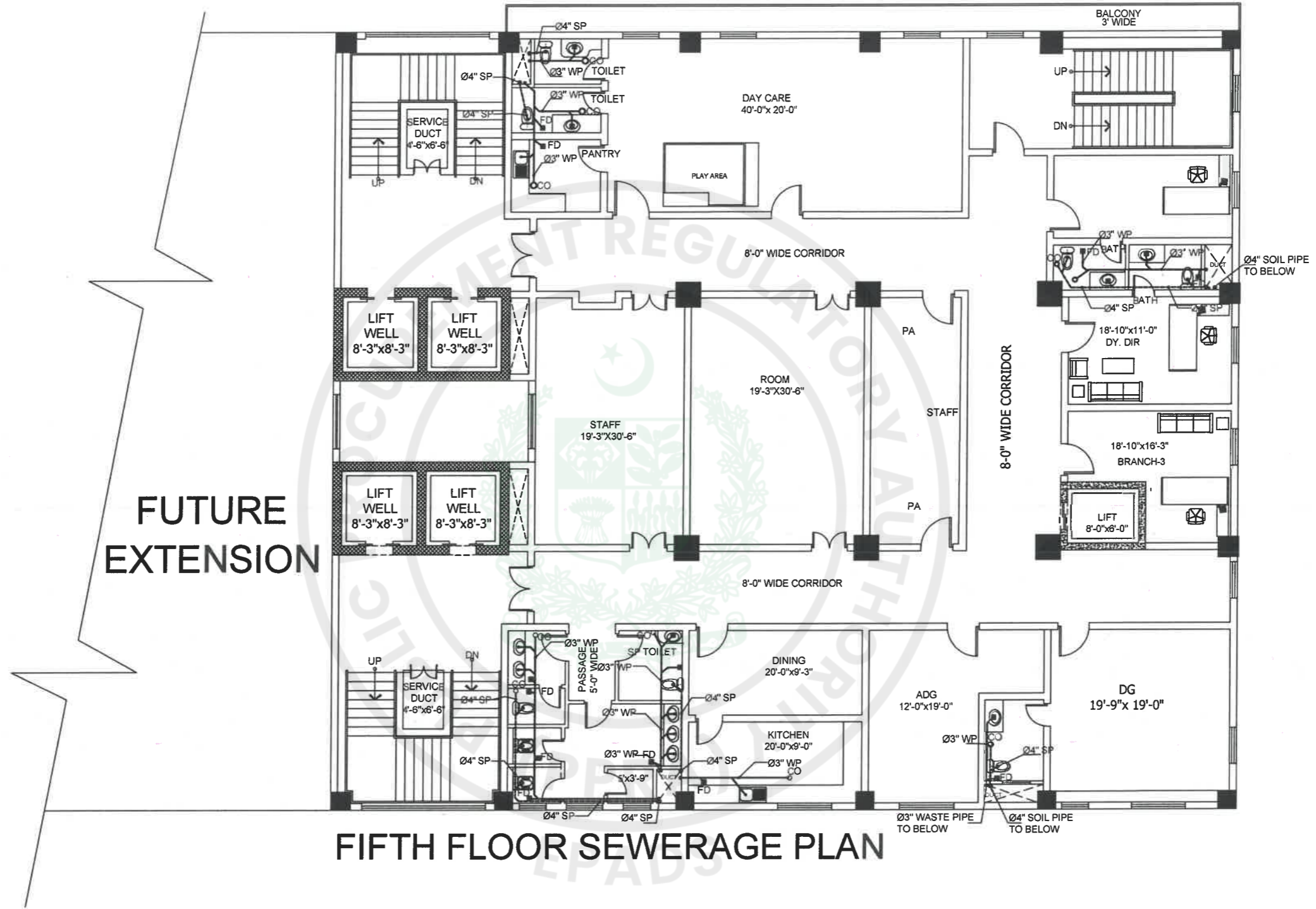


FOURTH FLOOR SEWERAGE PLAN



TENDER DRAWINGS


CONSULTANTS  DEVELOPMENT CONSULTANCY SERVICES (Pvt.) Ltd. Office 27, 2nd Floor, Executive complex, G-8 Markaz, Islamabad Phone: 051-8736305	EXECUTING AGENCY: D.G (WORKS) CAPITAL DEVELOPMENT AUTHORITY (CDA) CLIENT & SPONSOR: ELECTION COMMISSION OF PAKISTAN PROJECT ADDRESS: H-11/4, ISLAMABAD	PROJECT: CONSTRUCTION OF FEDERAL ELECTION ACADEMY AND OTHER OFFICES OF ELECTION COMMISSION OF PAKISTAN	DWG. TITLE FOURTH FLOOR SEWERAGE PLAN	REV. NO. _____	DESCRIPTION _____	DATE _____	SIGN _____	DESIGNER: SHAHEERA IRFAN DRAWN BY: ZAMURAD FILED BY: _____ CKD BY: ATHAR SAEED	PRINCIPAL ARCHITECT: ATHAR SAEED	PROJECT ARCHITECT: SHAHEERA IRFAN	SCALE: N.T.S	DRAWING NO. P - 14	REV. 0
				DATE: MARCH, 2026	DATE: MARCH, 2026								

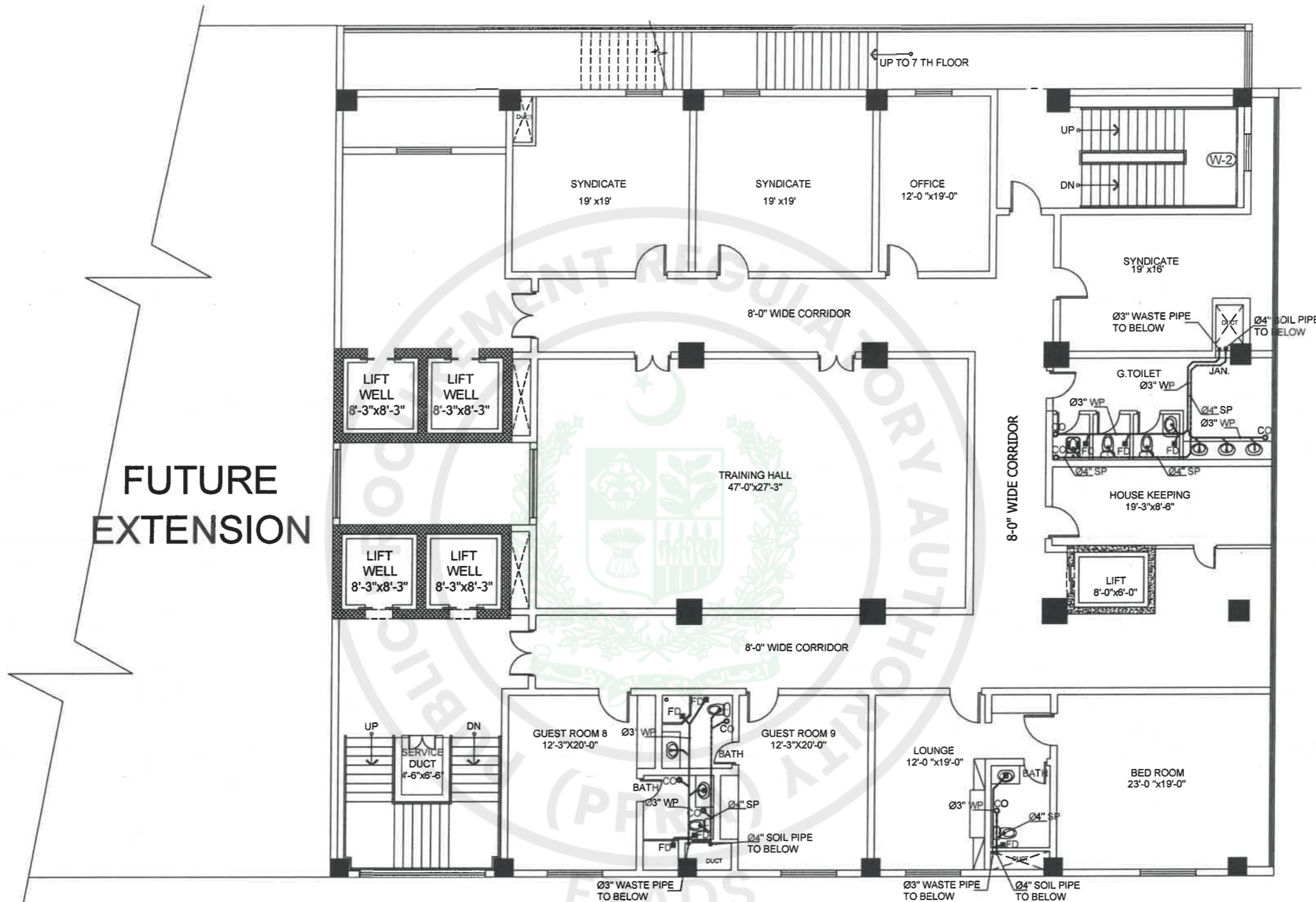


FIFTH FLOOR SEWERAGE PLAN



TENDER DRAWINGS

CONSULTANTS  DEVELOPMENT CONSULTANCY SERVICES (Pvt.) Ltd. Office 27, 2nd Floor, Executive complex, G-8 Markaz, Islamabad Phone: 051-8736305	EXECUTING AGENCY: D.G (WORKS) CAPITAL DEVELOPMENT AUTHORITY (CDA)	PROJECT: CONSTRUCTION OF FEDERAL ELECTION ACADEMY AND OTHER OFFICES OF ELECTION COMMISSION OF PAKISTAN	DWG. TITLE: FIFTH FLOOR SEWERAGE PLAN	REV. NO. DESCRIPTION DATE SIGN	PRINCIPAL ARCHITECT: ATHAR SAEED.	PROJECT ARCHITECT: SHAHEERA IRFAN
	CLIENT & SPONSOR: ELECTION COMMISSION OF PAKISTAN	PROJECT ADDRESS: H-11/4, ISLAMABAD	DESN. SHAHEERA IRFAN DWN. ZAMURAD FILE CKD. ATHAR SAEED.	SCALE: N.T.S. DATE: MARCH, 2026	DRAWING NO.: P - 15 REV. 0	



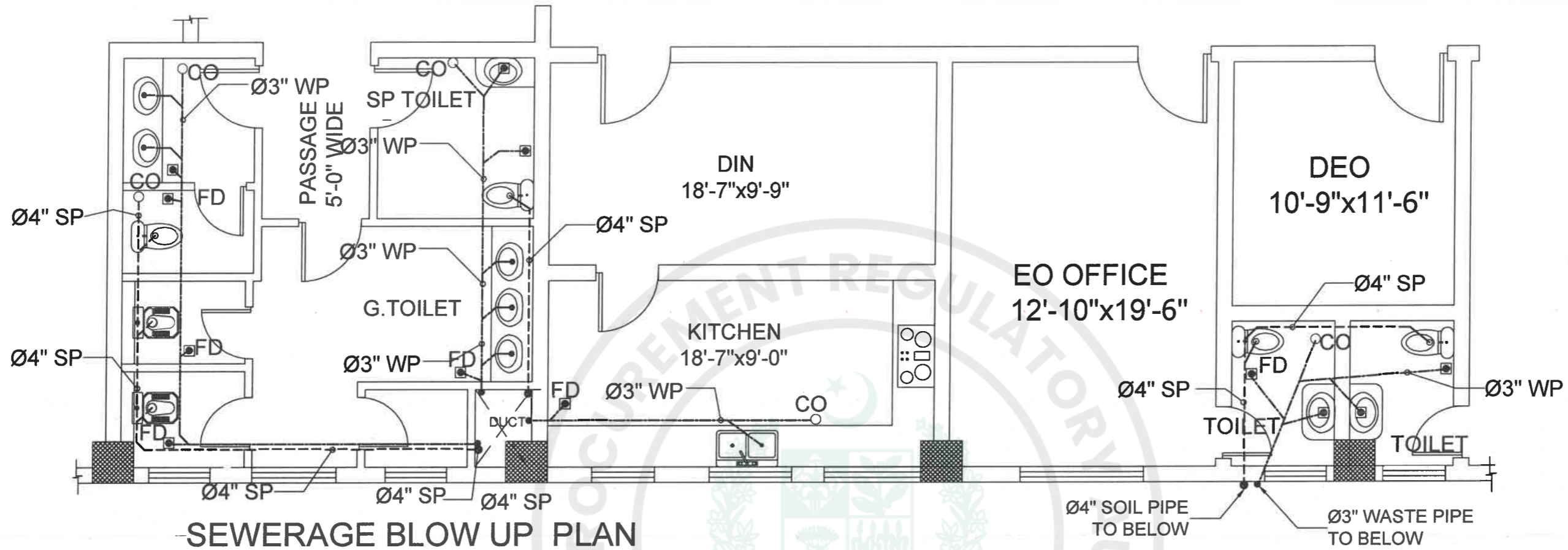
SIXTH FLOOR SEWERAGE PLAN



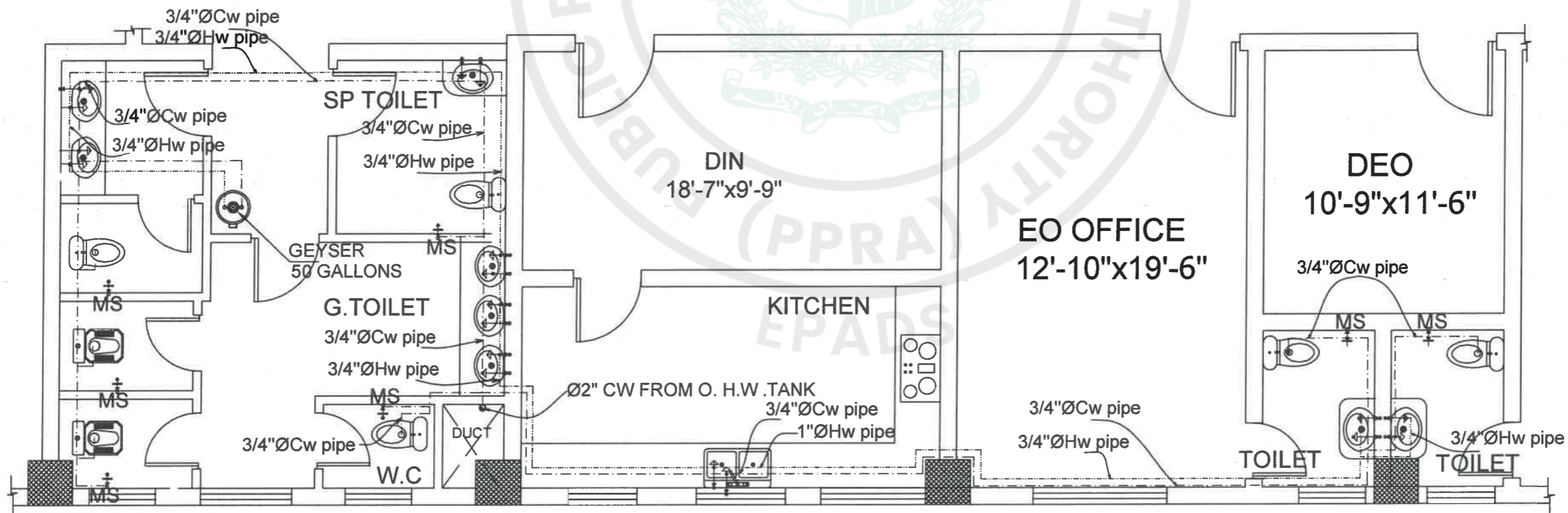
TENDER DRAWINGS

TENDER DRAWING

CONSULTANTS DEVELOPMENT CONSULTANCY SERVICES (Pvt.) Ltd. Office 27, 2nd Floor, Executive complex, G-8 Markaz, Islamabad Phone: 051-8736305	EXECUTING AGENCY: D.G (WORKS) CAPITAL DEVELOPMENT AUTHORITY (CDA) CLIENT & SPONSOR: ELECTION COMMISSION OF PAKISTAN PROJECT ADDRESS: H-11/4, ISLAMABAD	PROJECT: CONSTRUCTION OF FEDERAL ELECTION ACADEMY AND OTHER OFFICES OF ELECTION COMMISSION OF PAKISTAN	DWG. TITLE SIXTH FLOOR SEWERAGE PLAN	REV. NO. _____	DESCRIPTION _____	DATE _____	SIGN _____	DESIGNER: SHAHEERA IRFAN DRAWN: ZAMURAD FILE: _____ CHKD: ATHAR SAEED	PRINCIPAL ARCHITECT: ATHAR SAEED	PROJECT ARCHITECT: SHAHEERA IRFAN
				SCALE: N.T.S. DATE: MARCH, 2025	DRAWING NO.: P - 16	REV.: 0				



SEWERAGE BLOW UP PLAN

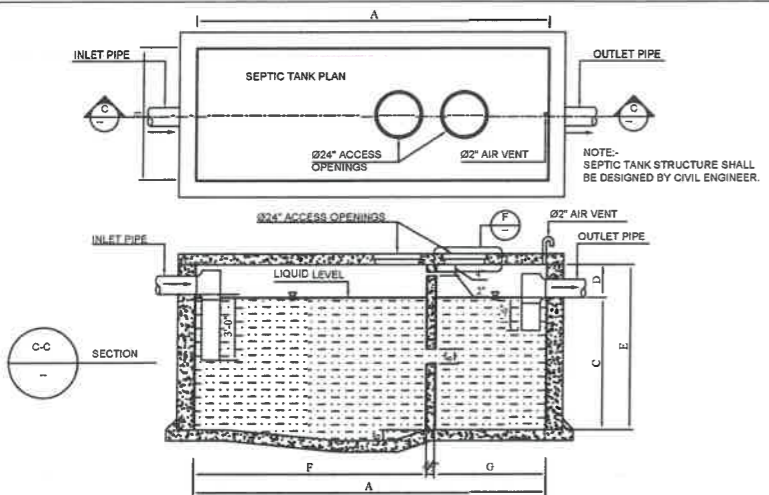


WATER SUPPLY BLOW UP PLAN



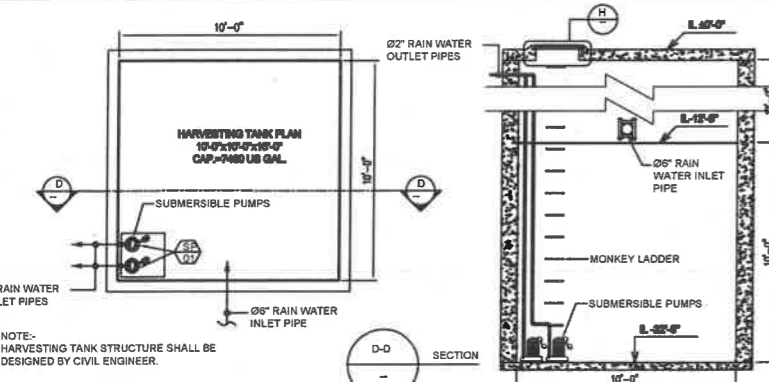
TENDER DRAWINGS

CONSULTANTS DEVELOPMENT CONSULTANCY SERVICES (Pvt.) Ltd. Office 27, 2nd Floor, Executive complex, G-8 Markaz, Islamabad Phone: 051-8736305	EXECUTING AGENCY: D.G (WORKS) CAPITAL DEVELOPMENT AUTHORITY (CDA) CLIENT & SPONSOR: ELECTION COMMISSION OF PAKISTAN PROJECT ADDRESS: H-11/4, ISLAMABAD	PROJECT: CONSTRUCTION OF FEDERAL ELECTION ACADEMY AND OTHER OFFICES OF ELECTION COMMISSION OF PAKISTAN	DWG. TITLE SEWERAGE & WATER SUPPLY BLOW UP PLAN	REV. NO. _____	DESCRIPTION _____	DATE _____	SIGN _____	DESIGNER: SHAHEERA IRFAN DRAWN BY: ZAMURAD FILED BY: _____ CHKD BY: ATHAR SAEED	PRINCIPAL ARCHITECT: ATHAR SAEED	PROJECT ARCHITECT: SHAHEERA IRFAN
				SCALE: N.T.S. DATE: MARCH, 2026	DRAWING NO.: P - 17	REV.: 0				

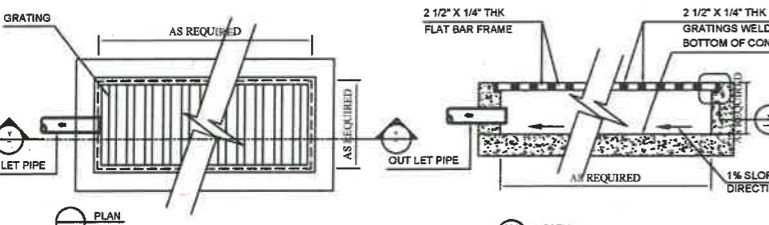


SEPTIC TANK NO.	SEPTIC TANK SIZE (L x W x H)	DIMENSION							INLET PIPE	OUTLET PIPE
		A	B	C	D	E	F	G		
1 & 2	20'-0" x 10'-0" x 8'-0"	20'	10'	8'	4'-4"	12'-4"	14'-0"	5'-7 1/2"	Ø10"	Ø10"
3	20'-0" x 10'-0" x 8'-0"	20'	10'	8'	3'-2"	11'-2"	14'-0"	5'-7 1/2"	Ø8"	Ø8"

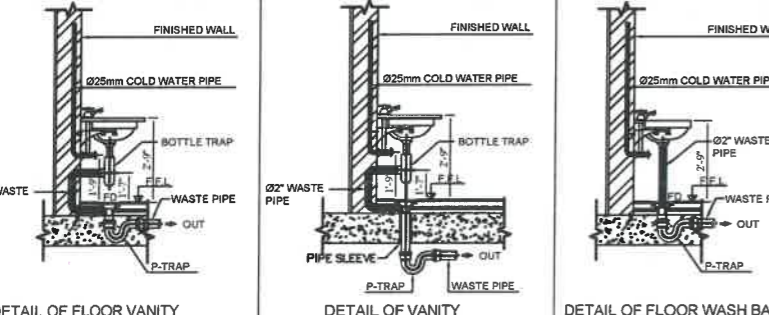
DETAIL OF SEPTIC TANK



DETAIL OF HARVESTING TANK



DETAIL OF GRATING



DETAIL OF FLOOR VANITY

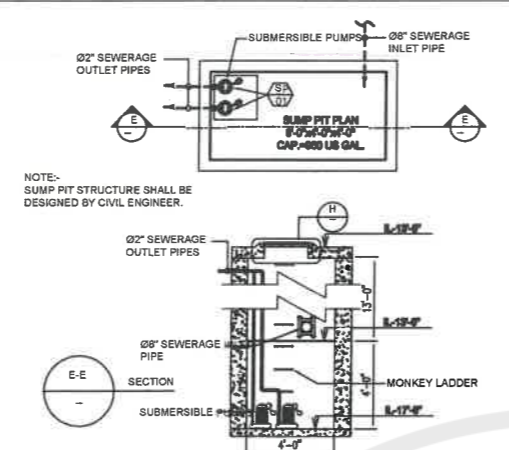
DETAIL OF VANITY

DETAIL OF FLOOR WASH BASIN

DETAIL OF WASH BASIN

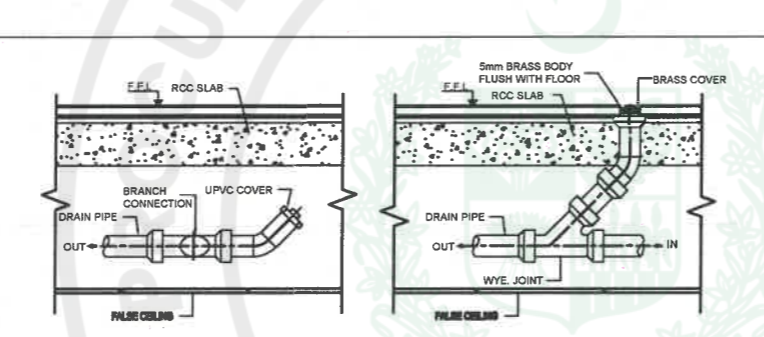
DETAIL OF FLOOR KITCHEN SINK

DETAIL OF KITCHEN SINK



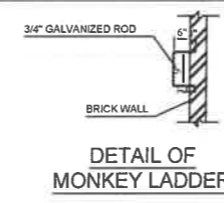
DETAIL OF SUMP PIT

SUBMERSIBLE PUMPS											
TAG	SERVICE	LOCATION	FLOW RATE EACH GPM	LITERS/SEC	HEAD FT	KW	HZ	VOLTS	PHASE	QTY.	REMARKS
SP/07	SEWERAGE & RAIN WATER SUBMERSIBLE PUMPS	SUMP PIT & HARVESTING TANK	20	1.26	25	1.0	50	230	1	4	

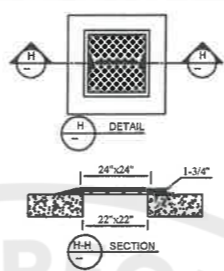


DETAIL OF CLEAN OUT

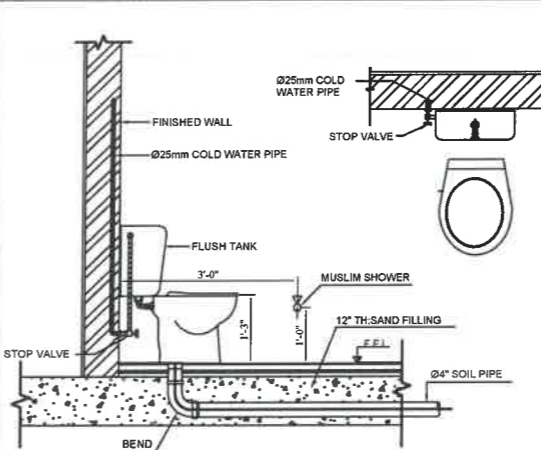
DETAIL OF FLOOR CLEAN OUT PLUG



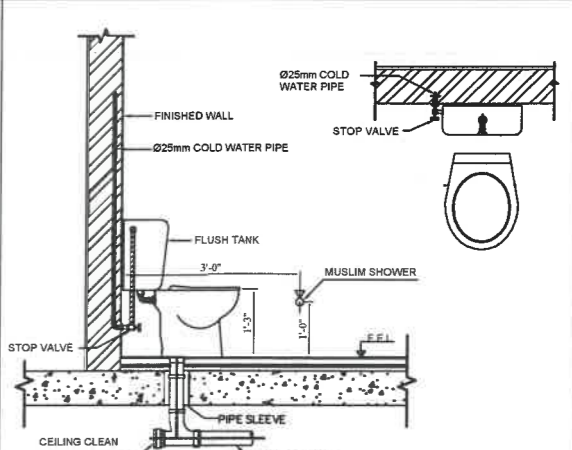
DETAIL OF MONKEY LADDER



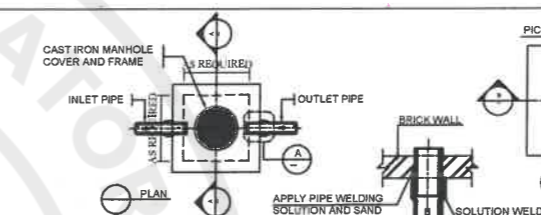
CAST IRON SOLID COVER



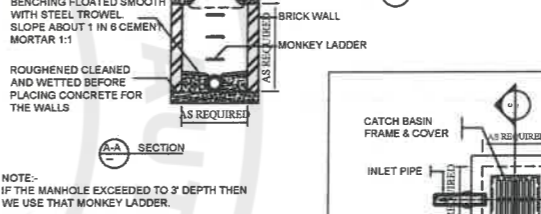
DETAIL OF FLOOR ENGLISH WATER CLOSET



DETAIL OF ENGLISH WATER CLOSET

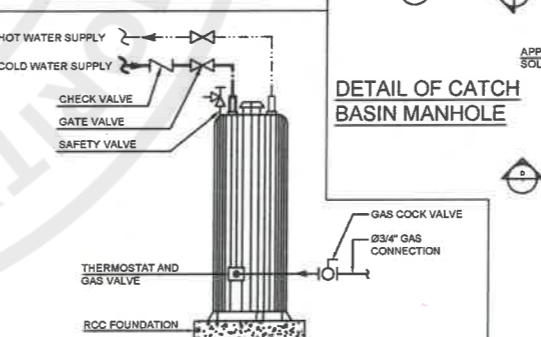


DETAIL OF MANHOLE

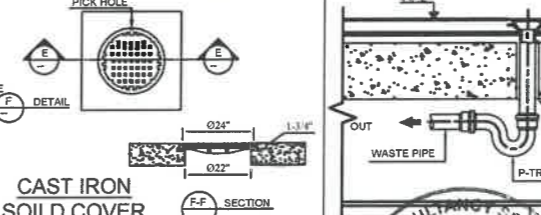


DETAIL OF CATCH BASIN MANHOLE

DETAIL OF MANHOLE



HOT WATER GEYSER



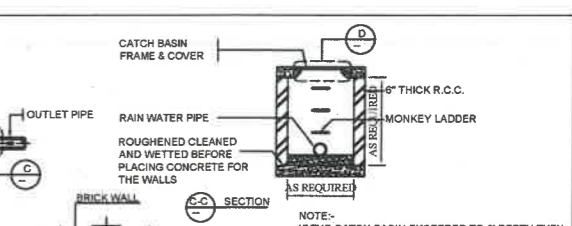
CAST IRON SOLID COVER

MANHOLE SIZE (INCHES)	MANHOLE COVER SIZE (INCHES)	DIMENSION (INCHES)			REMARKS
		A	B	C	
12x12	Ø8	8	1-3/4	4	
18x18	Ø15	15	1-3/4	13	
24x24	Ø18	18	1-3/4	16	
36x36	Ø24	24	1-3/4	22	

(LIGHT DUTY-TEST LOAD-2.5 TON) SUITABLE FOR USE WITHIN RESIDENTIAL AND INSTITUTIONAL COMPLEXES. AREAS WITH PEDESTRIAN BUT OCCASIONAL LIGHT MOTOR VEHICLE TRAFFIC. THESE ROUND AND SQUARE MANHOLE COVERS ARE ALSO USED FOR INSPECTION CHAMBERS.

(HEAVY DUTY-TEST LOAD-10 TON) SUITABLE FOR USE IN INSTITUTIONAL, COMMERCIAL AREAS, CARRIAGE, CITY TRUNK ROADS, BUS TERMINALS WITH HEAVY DUTY VEHICULAR TRAFFIC OF WHEEL LOADS BETWEEN 5 TO 10 TON.

CAST IRON MANHOLE



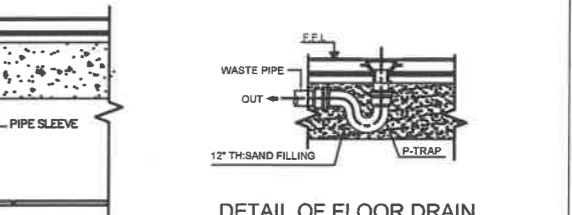
CAST IRON CATCH BASIN COVER

CATCH BASIN SIZE (INCHES)	CATCH BASIN COVER SIZE (INCHES)	DIMENSION (INCHES)			REMARKS
		A	B	C	
12x12	Ø6	6	1-3/4	4	
18x18	Ø9	9	1-3/4	13	
24x24	Ø12	12	1-3/4	16	
36x36	Ø18	18	1-3/4	22	

(LIGHT DUTY-TEST LOAD-2.5 TON) SUITABLE FOR USE WITHIN RESIDENTIAL AND INSTITUTIONAL COMPLEXES. AREAS WITH PEDESTRIAN BUT OCCASIONAL LIGHT MOTOR VEHICLE TRAFFIC. THESE ROUND AND SQUARE MANHOLE COVERS ARE ALSO USED FOR INSPECTION CHAMBERS.

(HEAVY DUTY-TEST LOAD-10 TON) SUITABLE FOR USE IN INSTITUTIONAL, COMMERCIAL AREAS, CARRIAGE, CITY TRUNK ROADS, BUS TERMINALS WITH HEAVY DUTY VEHICULAR TRAFFIC OF WHEEL LOADS BETWEEN 5 TO 10 TON.


CAST IRON CATCH BASIN COVER



DETAIL OF FLOOR DRAIN



CONSULTANTS DEVELOPMENT CONSULTANCY SERVICES (PVT.) LTD. Office 27, 2nd Floor, Executive complex, G-8 Markaz, Islamabad Phone: 051-8736305	EXECUTING AGENCY: D.G (WORKS) CAPITAL DEVELOPMENT AUTHORITY (CDA) CLIENT & SPONSOR: ELECTION COMMISSION OF PAKISTAN PROJECT ADDRESS: H-11/4, ISLAMABAD	PROJECT: CONSTRUCTION OF FEDERAL ELECTION ACADEMY AND OTHER OFFICES OF ELECTION COMMISSION OF PAKISTAN	DWG. TITLE PLUMBING DETAILS	REV. NO. DESCRIPTION DATE SIGN	PRINCIPAL ARCHITECT. ATHAR SAEED.	PROJECT ARCHITECT. SHAHEERA IRFAN
				DESIGNER: SHAHEERA IRFAN OWN: ZAMURAD FILE: DATE: MARCH, 2026 CHKD: ATHAR SAEED.	SCALE: N.T.S. DRAWING NO.: P-18 REV.: 0	



STRUCTURAL DRAWINGS



TENDER DRAWINGS

LIST OF DRAWINGS

STRUCTURAL

S.NO.	TITLE	DRG.NO.
1	GENERAL DETAILS	G - 01
2	GENERAL DETAILS	G - 02
3	GENERAL DETAILS	G - 03
4	GENERAL DETAILS	G - 04
5	GENERAL DETAILS	G - 05
6	LIST OF DRAWINGS	S - 00
7	LOWER BASEMENT COLUMN LAYOUT PLAN	S - 01
8	UPPPER BASEMENT COLUMN LAYOUT PLAN	S - 01a
9	GROUND FLOOR COLUMN LAYOUT PLAN	S - 01b
10	FIRST FLOOR COLUMN LAYOUT PLAN	S - 01c
11	SECOND FLOOR COLUMN LAYOUT PLAN	S - 01d
12	THIRD FLOOR COLUMN LAYOUT PLAN	S - 01e
13	FOURTH FLOOR COLUMN LAYOUT PLAN	S - 01f
14	FIFTH FLOOR COLUMN LAYOUT PLAN	S - 01g
15	SIXTH FLOOR COLUMN LAYOUT PLAN	S - 01h
16	MUMTY COLUMN LAYOUT PLAN	S - 01i
17	LOWER BASEMENT RAFT BOTTOM REINFORCEMENT PLAN	S - 02
18	LOWER BASEMENT RAFT TOP REINFORCEMENT PLAN	S - 03
19	LOWER BASEMENT BEAM LAYOUT PLAN	S - 04
20	LOWER BASEMENT ROOF SLAB BOTTOM REINFORCEMENT PLAN	S - 05
21	LOWER BASEMENT ROOF SLAB TOP REINFORCEMENT PLAN	S - 06
22	UPPER BASEMENT BEAM LAYOUT PLAN	S - 07
23	UPPER BASEMENT ROOF SLAB BOTTOM REINFORCEMENT PLAN	S - 08


LIST OF DRAWINGS

STRUCTURAL

S.NO.	TITLE	DRG.NO.
23	UPPER BASEMENT ROOF SLAB TOP REINFORCEMENT PLAN	S - 09
24	GROUND, FIRST & SECOND FLOOR BEAM LAYOUT PLAN	S - 10
25	GROUND, FIRST & SECOND FLOOR ROOF SLAB BOTTOM REINFORCEMENT PLAN	S - 11
25	GROUND, FIRST & SECOND FLOOR ROOF SLAB TOP REINFORCEMENT PLAN	S - 12
26	TYPICAL FLOOR BEAM LAYOUT PLAN (3RD FLOOR TO 5TH FLOOR)	S - 13
27	TYPICAL FLOOR ROOF SLAB BOTTOM REINFORCEMENT PLAN (3RD FLOOR TO 5TH FLOOR)	S - 14
28	TYPICAL FLOOR ROOF SLAB TOP REINFORCEMENT PLAN (3RD FLOOR TO 5TH FLOOR)	S - 15
29	SIXTH FLOOR BEAM LAYOUT PLAN	S - 16
30	SIXTH FLOOR ROOF SLAB BOTTOM REINFORCEMENT PLAN	S - 17
31	SIXTH FLOOR ROOF SLAB TOP REINFORCEMENT PLAN	S - 18
32	MUMTY ROOF SLAB	S - 19
33	RAFT & COLUMNS DETAIL	S - 20
34	DETAIL OF LIFT WELL/ ELEVATOR L.B.F TO U.B.F	S - 21
35	DETAIL OF LIFT WELL/ ELEVATOR GROUND FLOOR TO FIRST FLOOR	S - 21a
36	DETAIL OF LIFT WELL/ ELEVATOR SECOND FLOOR TO THIRD FLOOR	S - 21b
37	DETAIL OF LIFT WELL/ ELEVATOR FOUR FLOOR TO SIXTH FLOOR	S - 21c
38	LINTEL BEAM DETAIL	S - 22
	GENERAL NOTES & STAIR DETAIL	S - 23
	SECTION DETAIL	S - 24
	BEAM SECTION DETAIL	S - 25
	BEAM SECTION DETAIL	S - 26



TENDER DRAWINGS TENDER DRAWING

CONSULTANTS  DEVELOPMENT CONSULTANCY SERVICES (Pvt) Ltd. Office 27, 2nd Floor, Executive Complex, G-8 Markaz, Islamabad Phone: 051-8736305	EXECUTING AGENCY : D.G (WORKS) CAPITAL DEVELOPMENT AUTHORITY (CDA)	PROJECT : CONSTRUCTION OF FEDERAL ELECTION ACADEMY AND OTHER OFFICES OF ELECTION COMMISSION OF PAKISTAN	DWG. TITLE LIST OF DRAWINGS	REV. NO. DESCRIPTION DATE SIGN DESN. AETAB KHAN DWN. ZAMURAD FILE CKD. ATHAR SAEED	PRINCIPAL ARCHITECT. ATHAR SAEED	PROJECT ARCHITECT. SHAHEERA IRFAN	SCALE N.T.S	DRAWING NO. S - 00	REV. 0
	CLIENT & SPONSOR: ELECTION COMMISSION OF PAKISTAN	PROJECT ADDRESS: H-11/4, ISLAMABAD	DATE MARCH, 2026	DATE MARCH, 2026					

General Notes

CONSULTANTS LIABILITIES

- The consultants limitations / obligation is to provide structural design of safe, sound and stable building.

OWNER / CONTRACTOR

- Owner is responsible for proper execution of the building through qualified, experienced contractors having proper construction machinery.
- Owner is responsible to get the work supervised through qualified Engineers & arrange regular visits for Structural Engineer.
- The Contractor Shall Submit Bar Bending Schedule to the Engineer Prior to Steel placement in the Structure.

A) GENERAL NOTES

- All the drawings should be read and not to be scaled.
- These notes shall apply to all civil works throughout the project and where in conflict with other specifications and documents, the Engineer shall have the right to insist on the costliest interpretation to which these discrepancies can lead.
- Refer to the Architectural, Mechanical and Electrical drawings for finishes, cants, curbs, sleeves, inserts, blockouts and all items embedded in concrete works. It is the responsibility of the contractor (Client) to verify these drawings with other trades, and in case of conflict, Engineer's approval prior to execution of work is required.
- In case certain details are not shown or clear, the construction shall be of similar nature to those which are shown or indicated and in such cases, Engineer's decision will be final and binding.
- No hole shall be made or pipe shall be placed in concrete after initial setting has started. All pipes shown on drawings as passing through concrete works shall be placed or sleeves placed for their passing prior to concreting.
- Proper waterstop with shear key must be provided at all construction/contraction joints in concrete elements retaining water. Shear key to be provided in all the construction/contraction joints.
- Proper termite proofing shall be done before PCC work of foundation, and before /during backfilling at retaining walls and flooring.
- Proper water proofing layer/membrane shall be placed over PCC work of Raft before placing steel, extending to all vertical external faces of Raft, retaining walls and columns.

- During construction, safety and stability of the structure and all temporary works shall be given prime importance. Utmost care and precaution shall be exercised by the contractor during the work against any mishap or accident.

- All layout, configuration, dimensions and levels shall be verified before proceeding with the work.

B) CONCRETE


- Structural Concrete for Column, Basement Wall, Shear Wall & Lift Wall shall be 4500 Psi, and Beams, Foundation, shall be 4500 psi while; for Slabs, and for other Structural members shall be 3000 Psi or (1:1.5:3).
- Cement for all concrete works shall be ASTM C-150 type. (OP Cement)
- Minimum protection of concrete over reinforcing steel bars, shall be as follows unless otherwise noted on respective drawings.
 - Foundation = 2 inch
 - Columns = 1.5 inch
 - Retaining walls
 - earth-side = 3 inch
 - inside = 0.75 inch
 - Beams = 1.5 inch
 - Slabs = 0.75 inch
- All Structural concrete elements shall have minimum shrinkage and temperature reinforcement, as per ACI Code Requirements.
- All Structural concrete elements shall be cured with fresh water continuously for at least ten days.
- All fresh Structural concrete shall be compacted by electro/mechanical vibrator.
- Design of specified concrete mix shall be submitted by the Contractor and shall be got approved from the Engineer well before concreting of relevant structures alongwith result of test cylinders tested as per ASTM C 39. Test specimens shall be made and cured in accordance with ASTM C 31.
- Potable water shall be used for concrete and shall be free of organic and other impurities.
- Concrete test cylinder shall be cured with the same method and under same conditions as those for the concrete work they represent.
- No concrete shall be poured until its form work and reinforcement has been inspected and approved by the Engineer.

C) REINFORCING STEEL

- All reinforcing steel shall be deformed and shall confirm to ASTM A615 Grade 60 Steel with a minimum yield strength of 410 MPa (60,000 psi).
- All bars placement, bends, hooks, offsets etc, shall be in accordance with ACI-318-08 and ACI-315 detailing manual.
- All bar splices except columns shall be minimum 54 times bar diameter.
 - Dowel/Splice Length for columns
 - # 6 Bars = 45"
 - # 8 Bars = 60"
 - Overlaps for Top Beam Bars
 - # 4 Bars = 27"
 - # 6 Bars = 40.5"
 - Overlaps for Bottom Beam Bars and all Slab Bars:
 - # 3 Bars = 21"
 - # 4 Bars = 27"
- In beams and slabs, Top reinforcement should not be spliced at support and bottom reinforcement not at mid span.
- Contrary to the above note, in footings top reinforcement should not be spliced at mid span while bottom reinforcement should not be spliced at support.
- Contractor should make sure that all bars provided in concrete be equal or exceed the areas as calculated based on the number/spacing and diameter of the bars as given on the Drawings.
- Bars in column shall be joggled for laps with starter bars.
- Position of bars in beams shall be adjusted keeping in view the position of vertical bars of the columns.
- Stirrups shall be placed in such a way that their hooks shall be staggered and located in compression face.
- All reinforcing bars shall be held firmly in place before and during the pouring of concrete by means of adequate number of wires and supports to prevent dislocation during the course of construction.
- Centre of dowel length (lap splice) in columns shall be at centre of column for each storey.



TENDER DRAWINGS

CONSULTANTS  DEVELOPMENT CONSULTANCY SERVICES (Pvt.) Ltd. Office 27, 2nd Floor, Executive Complex, G-9 Markaz, Islamabad Phone: 051-8736305	EXECUTING AGENCY: D.G (WORKS) CAPITAL DEVELOPMENT AUTHORITY (CDA) CLIENT & SPONSOR: ELECTION COMMISSION OF PAKISTAN PROJECT ADDRESS: H-11/4, ISLAMABAD	PROJECT: CONSTRUCTION OF FEDERAL ELECTION ACADEMY AND OTHER OFFICES OF ELECTION COMMISSION OF PAKISTAN	DWG. TITLE GENERAL DETAILS	REV. NO. DESCRIPTION DATE SIGN DESN. AFTAB KHAN DWN. ZAMURAD FILE CKD. ATHAR SAEED.	PRINCIPAL ARCHITECT. ATHAR SAEED.	PROJECT ARCHITECT. RIMSHA SABOOR	SCALE N.T.S. DATE MARCH, 2026	DRAWING NO. G - 01	REV. 0
	TENDER DRAWINGS								

D) FOUNDATIONS & EARTHWORKS

1. Foundation of the structure is based on the bearing capacity of soil taken as per mentioned in jeoteck report .
2. Backfill & filling material depth to be provided as per mentioned in jeoteck report.
3. A well graded gravel/sand blend cushion shall be provided under the footing to increase allowable bearing capacity. The gravel cushion shall be provided in 1 ft thickness in three layers and compacted up to 100% of max dry density.
4. No backfill shall be executed around the building before the approval of electrical engineer by means of resistivity test.
5. In Case of seepage PCC and water proofing layers under raft shall be as per:
 - a. 6" PCC (1:4:8) Blending Concrete
 - b. Priemer Coat.
 - c. 3mm to 4mm thick water proofing membrane (PP 4000 or Hygrip etc)
 - d. 3" PCC (1:3:6)

E) RETAINING WALL NOTES

1. These notes shall apply to all earth or water retaining walls.
2. No fill shall be placed against the wall unless all framing to which this wall abuts has attained design strength.
3. Where backfill must be placed to proceed with work or to fulfill the requirements of a detail, the contractor shall design and take Engineer's approval for bracing the wall prior to placing any such backfill.
4. All backfill behind retaining walls shall consist of coarse sand with or without gravel and shall be compacted with small sized appropriate compactors.
5. All heavy construction machinery shall stay minimum 6 feet away from walls.
6. Proper water proofing shall be done at all external faces of walls before backfilling.
7. Different sections of retaining walls are given. It is responsibility of the contractor to match sections as per actual levels at site. If any problem is face then the matter should be discussed with the Engineer.

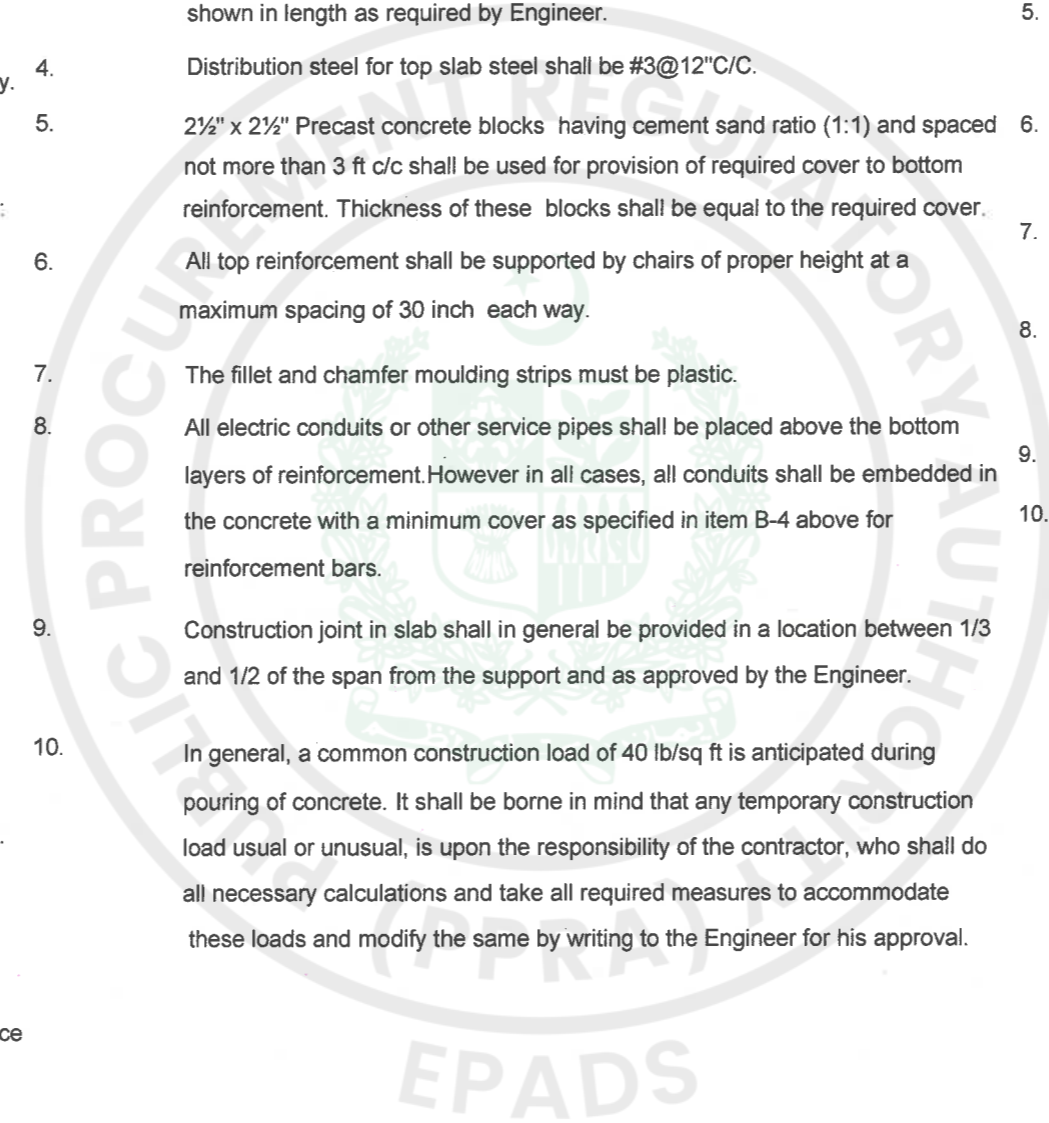
F) STRUCTURAL SLAB NOTES

1. These notes shall apply to all suspended structural slabs.
2. Minimum bottom reinforcement in each direction shall be #3@10"C/C even though none may be shown. Min. slab thickness is 4.5".
3. Provide 4 # 4 as top reinforcement over all supports even though none may be shown in length as required by Engineer.
4. Distribution steel for top slab steel shall be #3@12"C/C.
5. 2½" x 2½" Precast concrete blocks having cement sand ratio (1:1) and spaced not more than 3 ft c/c shall be used for provision of required cover to bottom reinforcement. Thickness of these blocks shall be equal to the required cover.
6. All top reinforcement shall be supported by chairs of proper height at a maximum spacing of 30 inch each way.
7. The fillet and chamfer moulding strips must be plastic.
8. All electric conduits or other service pipes shall be placed above the bottom layers of reinforcement. However in all cases, all conduits shall be embedded in the concrete with a minimum cover as specified in item B-4 above for reinforcement bars.
9. Construction joint in slab shall in general be provided in a location between 1/3 and 1/2 of the span from the support and as approved by the Engineer.
10. In general, a common construction load of 40 lb/sq ft is anticipated during pouring of concrete. It shall be borne in mind that any temporary construction load usual or unusual, is upon the responsibility of the contractor, who shall do all necessary calculations and take all required measures to accommodate these loads and modify the same by writing to the Engineer for his approval.

G) FORMWORK NOTES

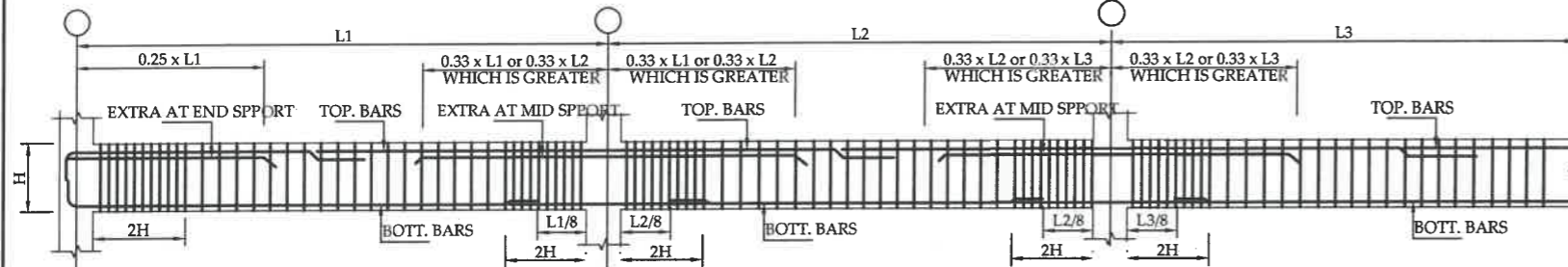
1. These notes shall apply to formwork (shuttering) for all structural concrete.
2. Formwork complying with ACI SP-4, ACI 347 and ACI-303R shall be used.
3. Formwork shall be substantial, properly braced, and tied together to maintain position and shape and to resist all pressures to which they may be subjected.
4. Formwork shall be sufficiently tight to prevent leakage of concrete.
5. It is responsibility of the contractor to determine the size and spacing of studs and wales by the nature of the work and the height to which concrete is placed.
6. The entire inside surfaces of forms shall be coated with a suitable form release agent just prior to placing concrete. Form release agent is not permitted on the reinforcing steel.
7. It is responsibility of the contractor for the adequacy of all forms and remedying any defects resulting from their use.
8. Beam and girder soffits shall be erected with a camber of 1/2-inch in 20 feet and in case of flat slab, the camber shall be 1 inch in 14 feet; and sufficiently braced, shored, and wedged to prevent deflection.
9. Material of the formwork shall be used only after written approval of the Engineer.
10. Minimum time after which the forms can be removed shall be:

a. Columns	18 hrs.
b. Side forms for girders and beams	18 hrs.
c. Walls	18 hrs.
d. Bottom forms of beam supported slabs	14 days
e. Bottom forms of flat slabs	21 days
f. Bottom forms of main beams and girders	21 days

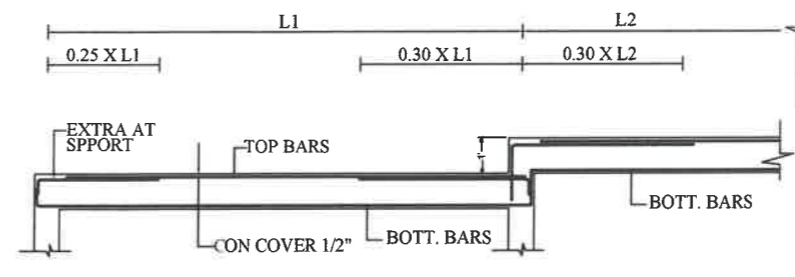


TENDER DRAWINGS

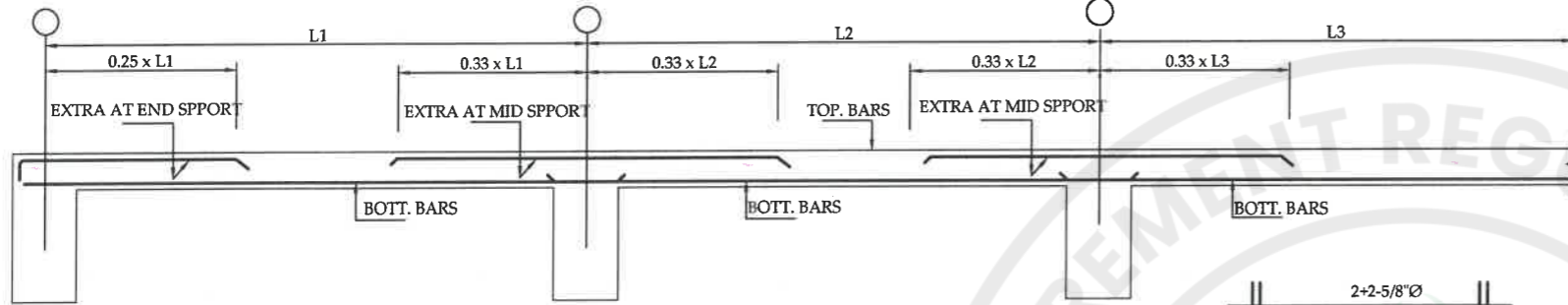
CONSULTANTS DEVELOPMENT CONSULTANCY SERVICES (Pvt.) Ltd. Office 27, 2nd Floor, Executive Complex, G-8 Markaz, Islamabad Phone: 051-8736305	EXECUTING AGENCY : D.G (WORKS) CAPITAL DEVELOPMENT AUTHORITY(CDA) CLIENT & SPONSOR: ELECTION COMMISSION OF PAKISTAN PROJECT ADDRESS: H-11/4, ISLAMABAD	PROJECT: CONSTRUCTION OF FEDERAL ELECTION ACADEMY AND OTHER OFFICES OF ELECTION COMMISSION OF PAKISTAN	DWG. TITLE GENERAL DETAILS	REV. NO. DESCRIPTION DATE SIGN	DESN. AETAB KHAN DWN. ZAMURAD FILE CKD. ATHAR SAEED	PRINCIPAL ARCHITECT. ATHAR SAEED.	PROJECT ARCHITECT. RIMSHA SABOOR	SCALE N.T.S	DRAWING NO. G - 02	REV. 0
					DATE MARCH, 2026					



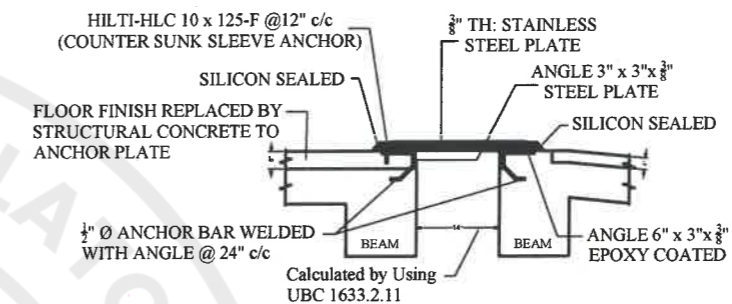
TYP BARS CUTOFF DETAILS FOR BEAM



TYP DETAIL OF SUNKEN SLAB FOR TOILET BLOCKS

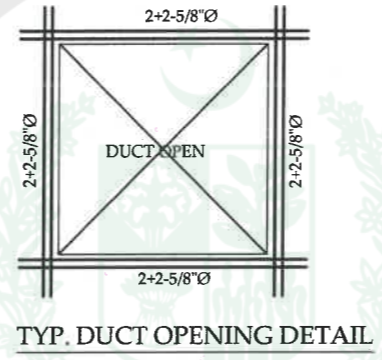
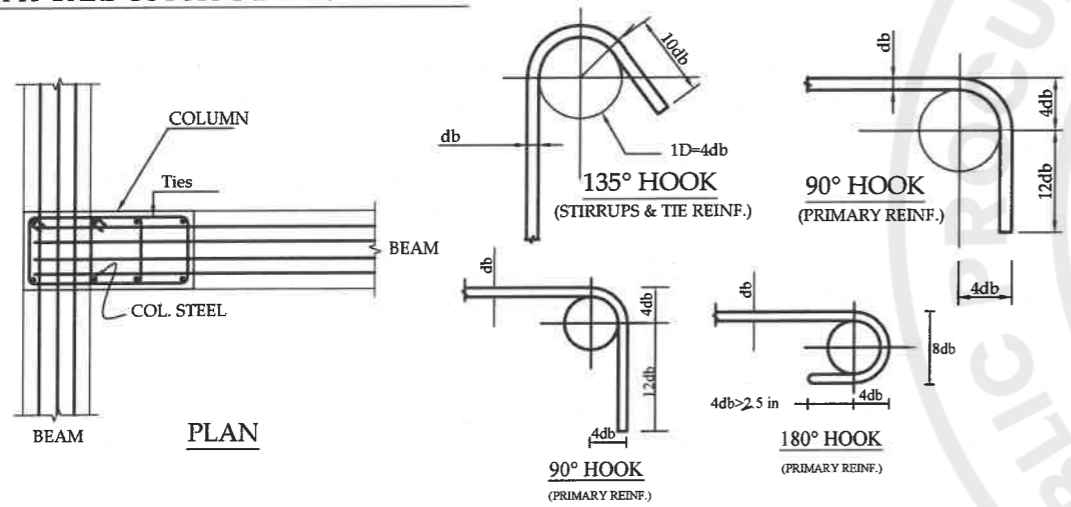


TYP BARS CUTOFF DETAILS FOR SLAB

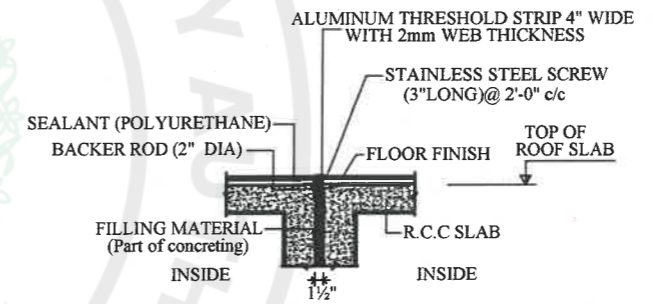


TYPICAL SEPARATION DETAIL - 02

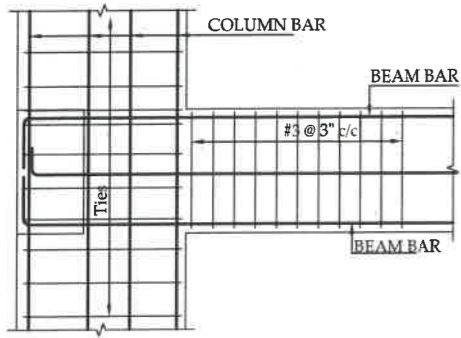
BLOCK A & B AND BLOCK B & C (Perpendicular Blocks)



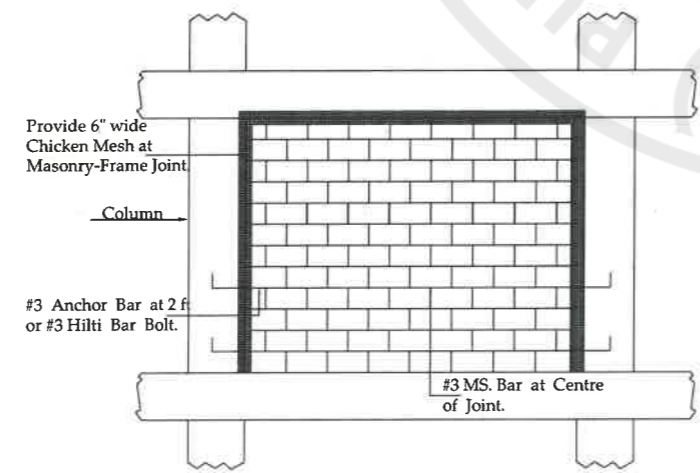
TYP. DUCT OPENING DETAIL



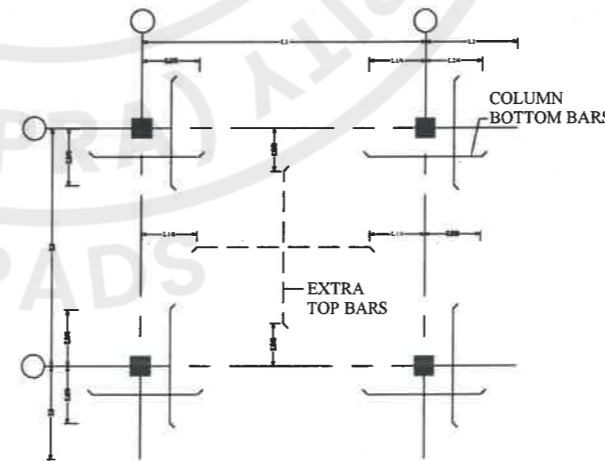
EXPANSION JOINT DETAIL - 01 BLOCK - B



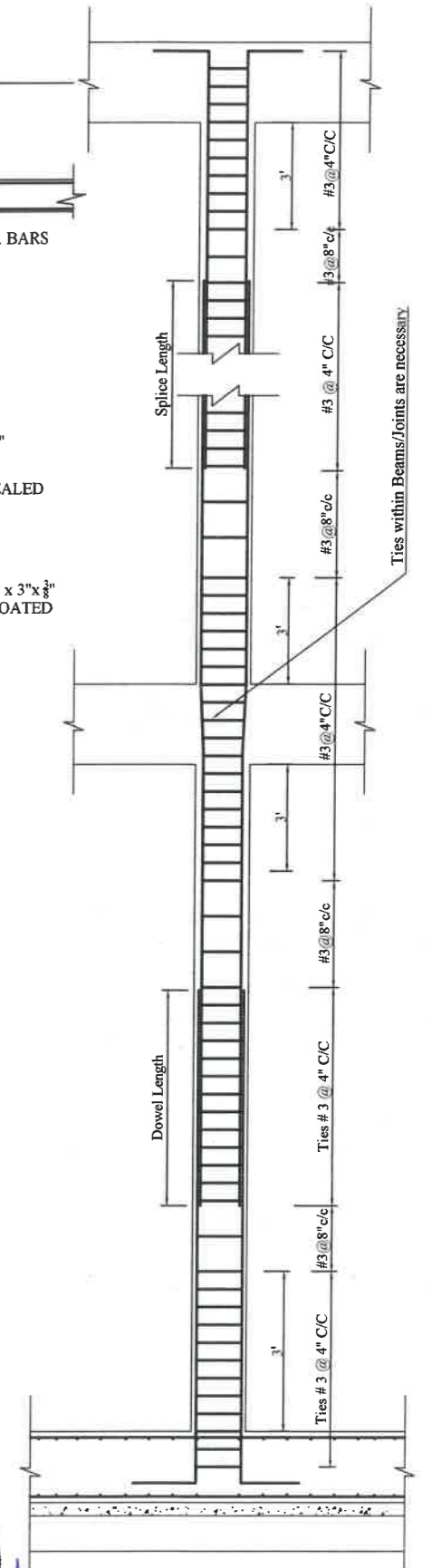
ELEVATION TYP. JOINT DETAIL.



COLUMN/WALL ANCHOR DETAIL



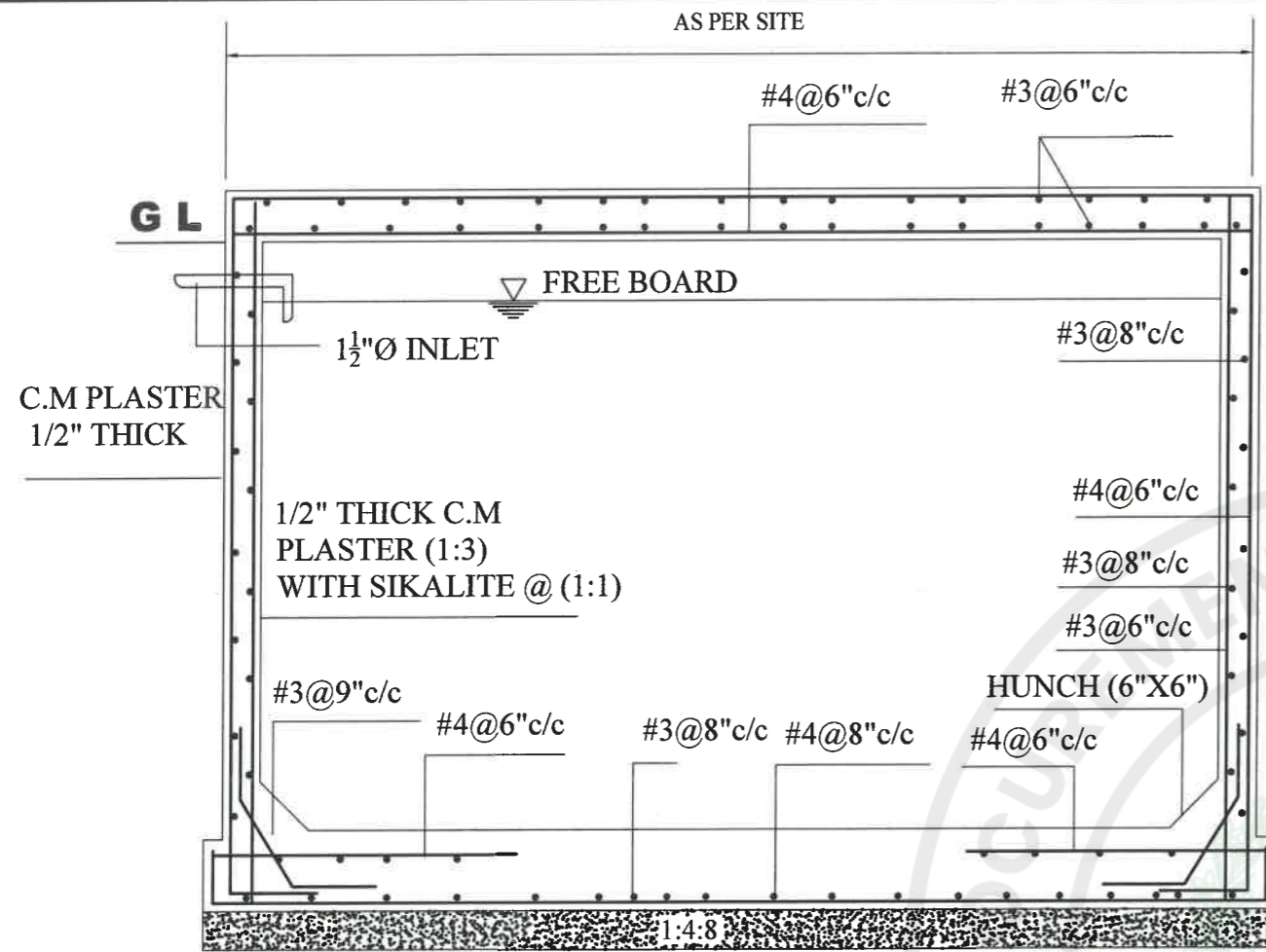
RAFT TYP. CUTOFF BARS DETAIL



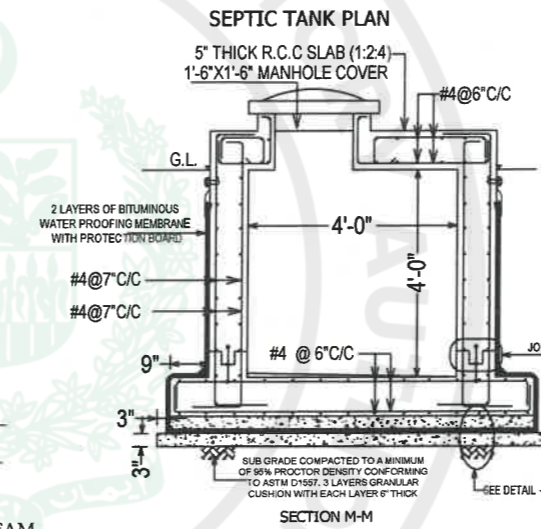
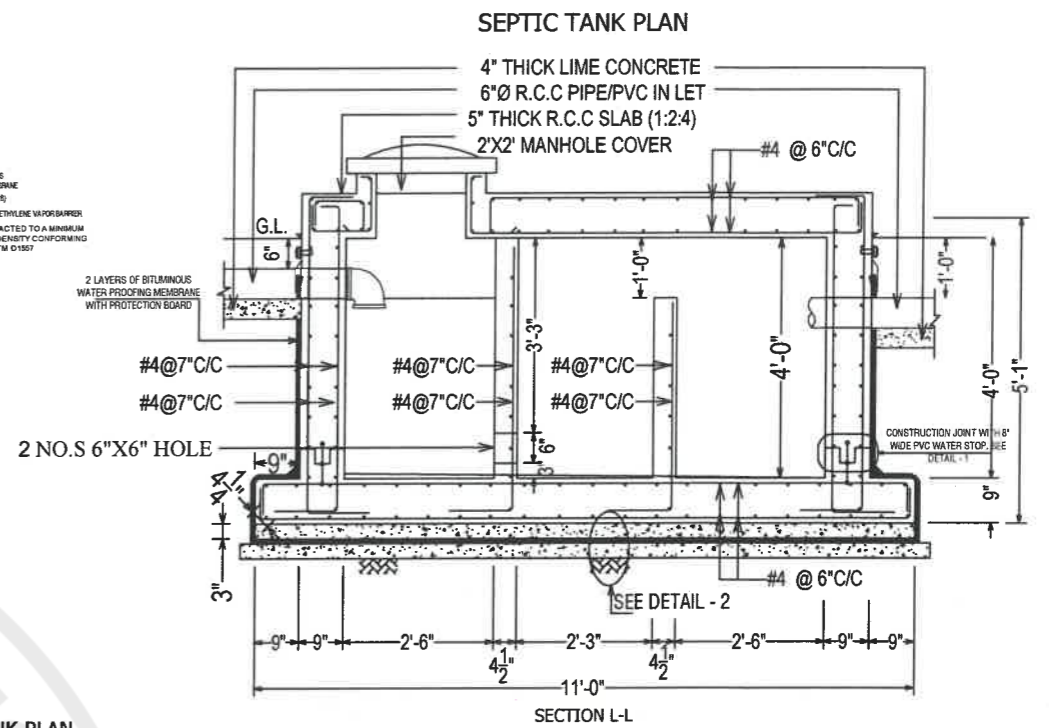
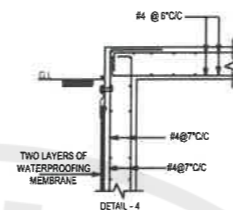
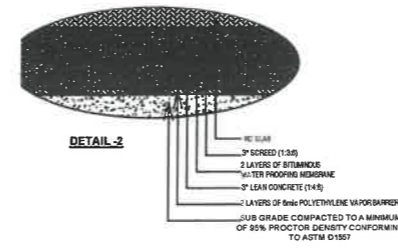
Detail of Column Ties



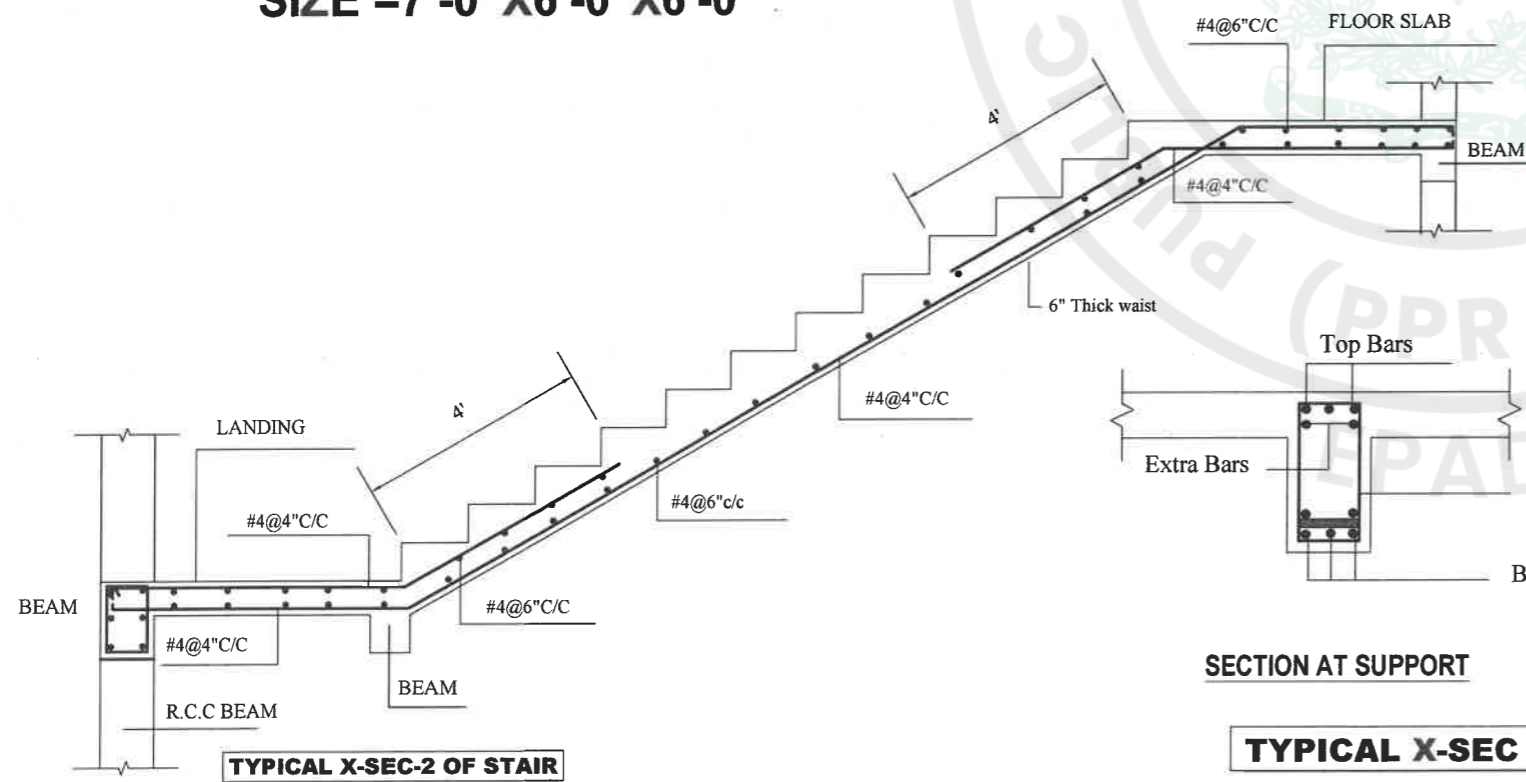
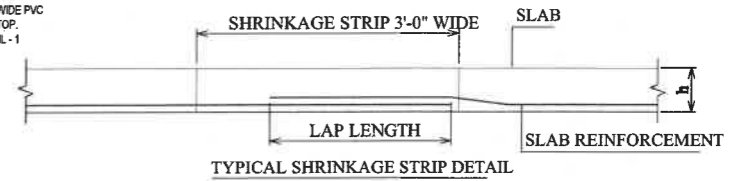
CONSULTANTS DEVELOPMENT CONSULTANCY SERVICES (Pvt) Ltd. Office 27, 2nd Floor, Executive Complex, G-8 Markaz, Islamabad Phone: 051-8736305	EXECUTING AGENCY: D.G (WORKS) CAPITAL DEVELOPMENT AUTHORITY (CDA) CLIENT & SPONSOR: ELECTION COMMISSION OF PAKISTAN PROJECT ADDRESS: H-11/4, ISLAMABAD	PROJECT: CONSTRUCTION OF FEDERAL ELECTION ACADEMY AND OTHER OFFICES OF ELECTION COMMISSION OF PAKISTAN	DWG. TITLE GENERAL DETAILS	REV. NO. _____ DESCRIPTION _____ DATE _____ SIGN _____	DESN. AFTAB KHAN DWN. ZAMURAD FILE _____ CKD. ATHAR SAEED	PRINCIPAL ARCHITECT. ATHAR SAEED.	PROJECT ARCHITECT. RIMSHA SABOOR	SCALE N.T.S	DRAWING NO. G - 03	REV. 0
				DATE MARCH, 2026	TENDER DRAWING					



X-SEC OF UNDER GROUND WATER TANK
SIZE = 7'-0"X6'-0"X6'-0"



- NOTE:-**
- SHRINKAGE STRIPS MUST BE PROVIDED AT A SPACING OF NOT MORE THAN 100R.
 - PREFERABLY SHRINKAGE STRIP BE PROVIDED AT CONSTRUCTION JOINT.
 - LOCATION OF SHRINKAGE STRIP BE KEPT AT A DISTANCE OF SPAN/3 FROM THE COLUMN SUPPORT.
 - 3R WIDE PORTION OF SHRINKAGE STRIP BE KEPT OPEN FOR AT LEAST 3 WEEKS. THE OPENED PORTION SHOULD BE POURED AFTERWARDS.
 - REINFORCEMENT BE LAPPED IN SHRINKAGE STRIPS. ALTERNATIVELY BARS MAY BE SLIGHTLY BENT IN PLAN PARALLEL TO FACE OF SLAB.



TYPICAL LONG. SECTION OF BEAM

SECTION AT SUPPORT


SECTION AT MID

SECTION AT MID

SECTION AT SUPPORT

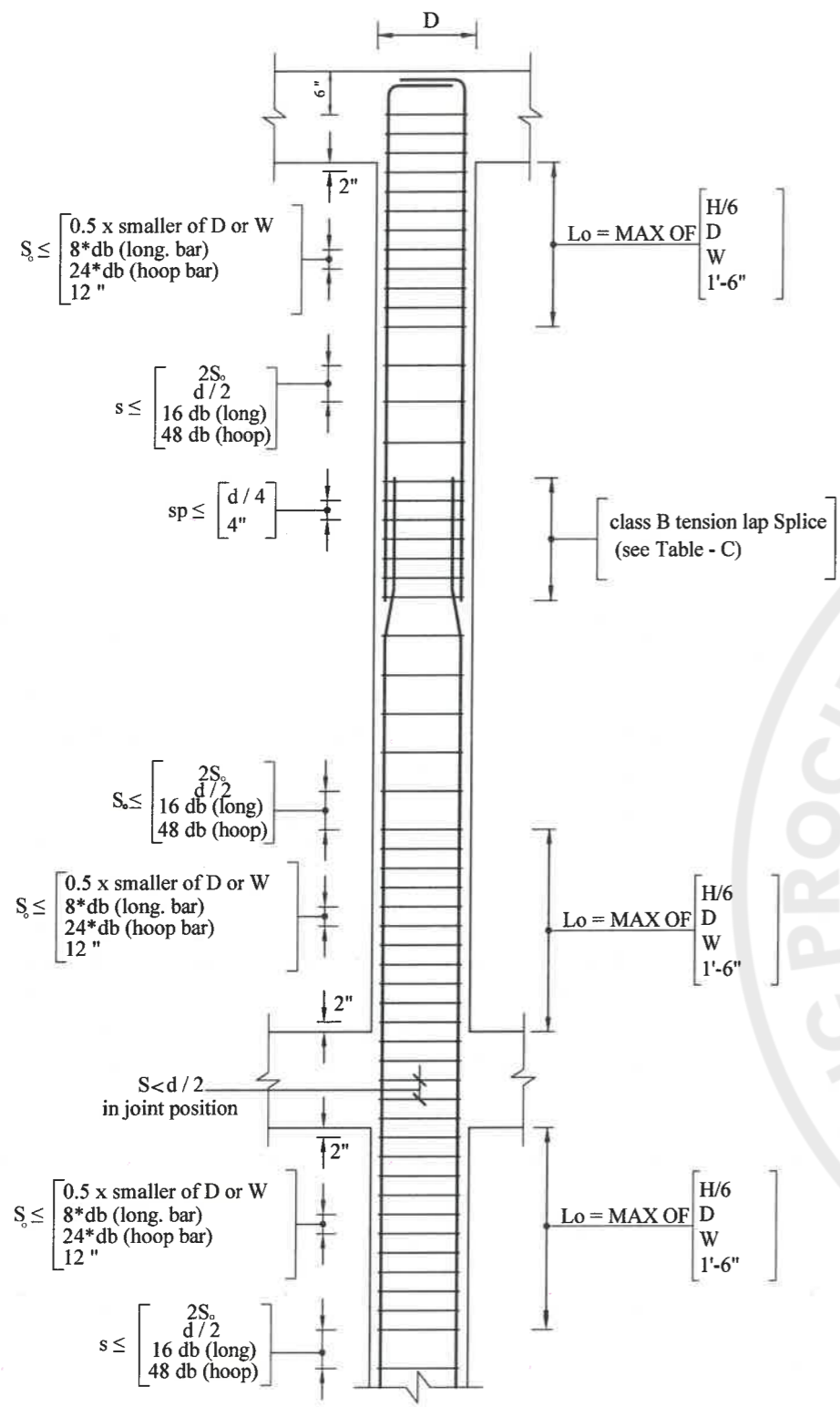
TYPICAL X-SEC OF INTERIOR BEAM

TYPICAL X-SEC OF EXTERIOR BEAM

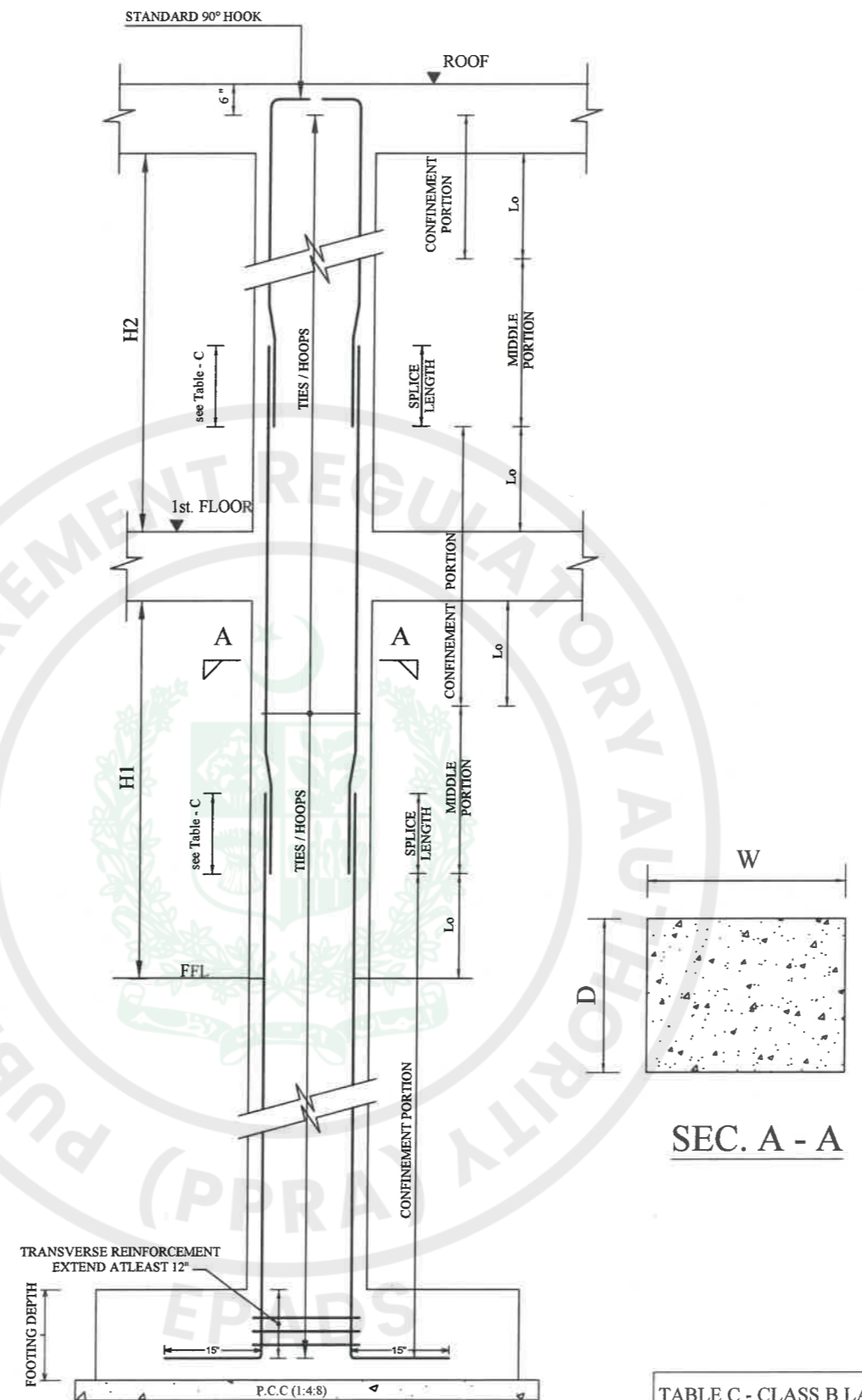


TENDER DRAWINGS

CONSULTANTS DEVELOPMENT CONSULTANCY SERVICES (Pvt.) Ltd. Office 27, 2nd Floor, Executive Complex, G-8 Markaz, Islamabad Phone: 051-8736305		EXECUTING AGENCY: D.G (WORKS) CAPITAL DEVELOPMENT AUTHORITY (CDA) CLIENT & SPONSOR: ELECTION COMMISSION OF PAKISTAN PROJECT ADDRESS: H-11/4, ISLAMABAD		PROJECT: CONSTRUCTION OF FEDERAL ELECTION ACADEMY AND OTHER OFFICES OF ELECTION COMMISSION OF PAKISTAN		DWG. TITLE GENERAL DETAILS		<table border="1"> <tr> <th>REV. NO.</th> <th>DESCRIPTION</th> <th>DATE</th> <th>SIGN</th> </tr> <tr> <td> </td> <td> </td> <td> </td> <td> </td> </tr> </table>		REV. NO.	DESCRIPTION	DATE	SIGN					<table border="1"> <tr> <td>DESIGNER: AETAB KHAN</td> <td>PRINCIPAL ARCHITECT: ATHAR SAEED</td> <td>PROJECT ARCHITECT: RIMSHA SABOOR</td> </tr> <tr> <td>DRAWN: ZAMURAD</td> <td>SCALE: N.T.S</td> <td>DRAWING NO. G-04</td> </tr> <tr> <td>FILE: _____</td> <td>DATE: MARCH, 2026</td> <td>REV. 0</td> </tr> <tr> <td>CHKD: ATHAR SAEED</td> <td></td> <td></td> </tr> </table>		DESIGNER: AETAB KHAN	PRINCIPAL ARCHITECT: ATHAR SAEED	PROJECT ARCHITECT: RIMSHA SABOOR	DRAWN: ZAMURAD	SCALE: N.T.S	DRAWING NO. G-04	FILE: _____	DATE: MARCH, 2026	REV. 0	CHKD: ATHAR SAEED		
REV. NO.	DESCRIPTION	DATE	SIGN																												
DESIGNER: AETAB KHAN	PRINCIPAL ARCHITECT: ATHAR SAEED	PROJECT ARCHITECT: RIMSHA SABOOR																													
DRAWN: ZAMURAD	SCALE: N.T.S	DRAWING NO. G-04																													
FILE: _____	DATE: MARCH, 2026	REV. 0																													
CHKD: ATHAR SAEED																															



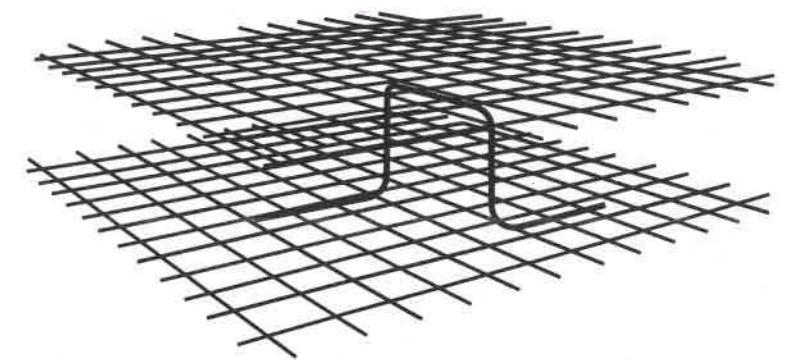
TYPICAL SPLICE AND TRANSVERSE REINFORCEMENT DETAILS FOR COLUMNS



TYPICAL MULTI STORY COLUMN DETAILS

Notes:

- a). spacing of ties should not be more than 4" c/c. uniform along full length of column connected with shear wall.
- b). No bars to be located at distance greater than 6" clear on either side from laterally supported bar.



TYP CHAIRS BARS DETAIL FOR RAFT FOUNDATION



TENDER DRAWINGS

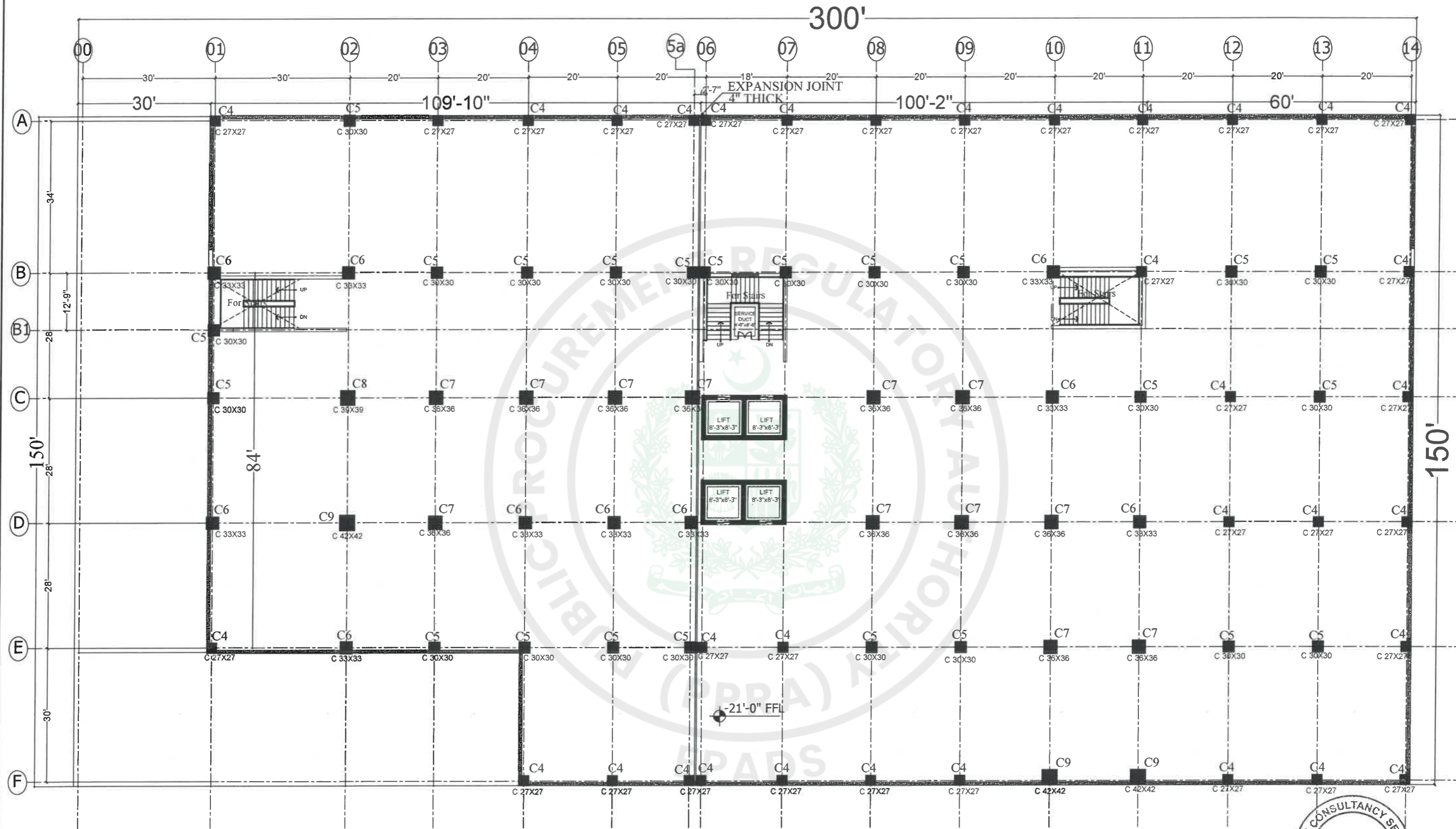
LEGEND	
S ₀	STIRRUPS SPACING IN DISTANCE L ₀
db	DIAMETER OF BAR
H	CLEAR HEIGHT OF COLUMN
W,D:	LEAST LATERAL DIMENSION OF COLUMN
S	STIRRUPS SPACING OUTSIDE L ₀
sp	STIRRUPS SPACING IN LAP SPLICE

TABLE C - CLASS B LAP SPLICE FOR VERTICAL MAIN BARS IN COLUMNS & WALLS(1.3 X Ld)


Bar No.	#4	#5	#6	#7	#8
Bar Dia (inches)	1/2	5/8	3/4	7/8	1
Lap Length (inch)	25	31	37	53	62

SEC. A - A


CONSULTANTS DEVELOPMENT CONSULTANCY SERVICES (Pvt.) Ltd. Office 27, 2nd Floor, Executive Complex, G-8 Markaz, Islamabad Phone: 051-8736305	EXECUTING AGENCY: D.G (WORKS) CAPITAL DEVELOPMENT AUTHORITY (CDA) CLIENT & SPONSOR: ELECTION COMMISSION OF PAKISTAN PROJECT ADDRESS: H-11/4, ISLAMABAD	PROJECT: CONSTRUCTION OF FEDERAL ELECTION ACADEMY AND OTHER OFFICES OF ELECTION COMMISSION OF PAKISTAN	DWG. TITLE: GENERAL DETAILS	REV. NO. DESCRIPTION DATE SIGN DESN. AFTAB KHAN PRINCIPAL ARCHITECT. PROJECT ARCHITECT. DWN. ZAMURAD ATHAR SAEED. RIMSHA SABOOF FILE CKD. ATHAR SAEED. DATE MARCH, 2025 DRAWING NO. G-05
	TENDER 02/04			SCALE: N.T.S.

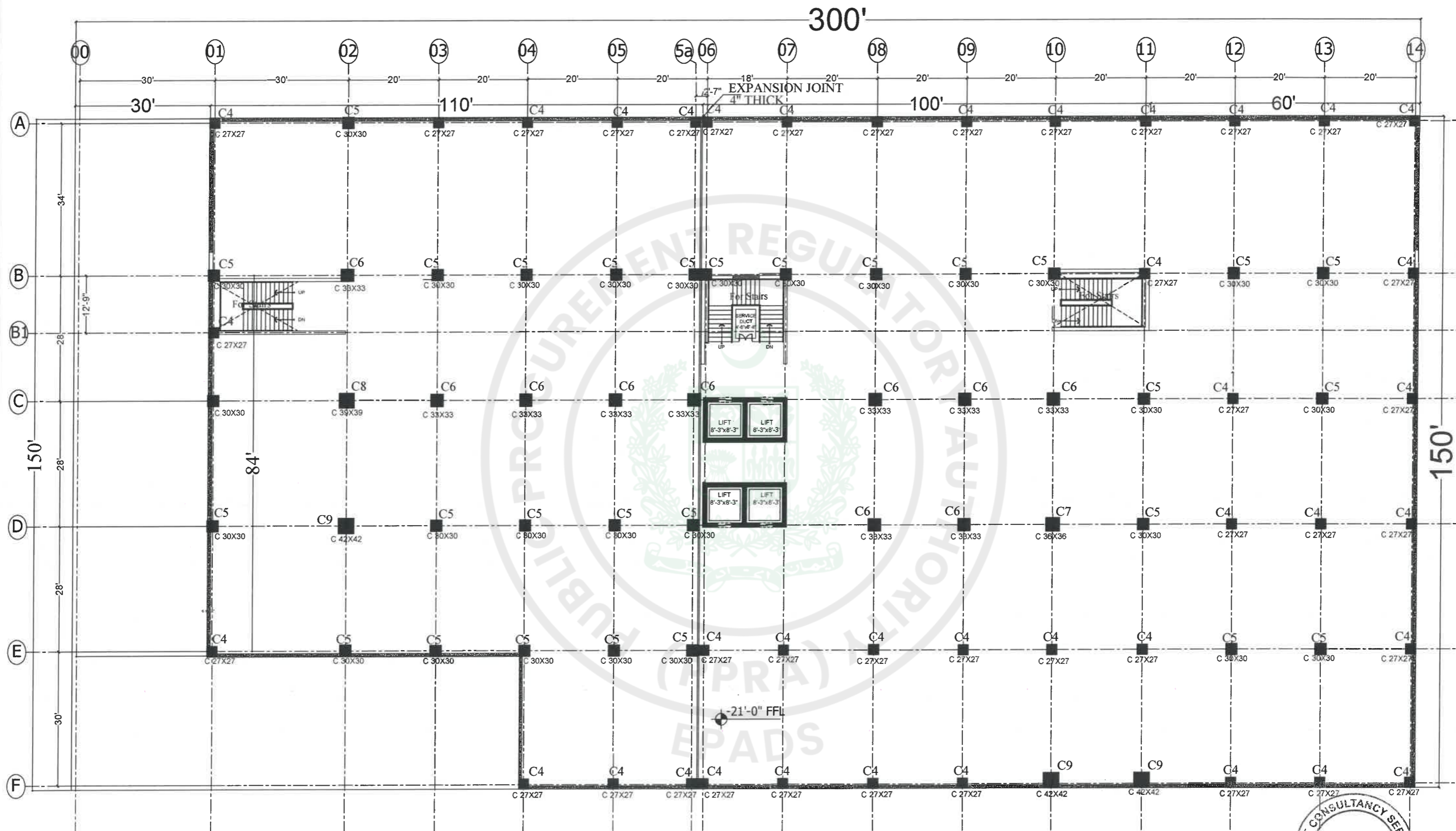


LOWER BASEMENT COLUMN LAYOUT PLAN



TENDER DRAWINGS

CONSULTANTS  DEVELOPMENT CONSULTANCY SERVICES (Pvt) Ltd. Office 27, 2nd Floor, Executive Complex, G-8 Markaz, Islamabad Phone: 051-8736305	EXECUTING AGENCY: D.G (WORKS) CAPITAL DEVELOPMENT AUTHORITY (CDA)	PROJECT: CONSTRUCTION OF FEDERAL ELECTION ACADEMY AND OTHER OFFICES OF ELECTION COMMISSION OF PAKISTAN	DWG. TITLE: LOWER BASEMENT COLUMNS LAYOUT PLAN	<table border="1"> <thead> <tr> <th>REV. NO.</th> <th>DESCRIPTION</th> <th>DATE</th> <th>SIGN</th> </tr> </thead> <tbody> <tr> <td> </td> <td> </td> <td> </td> <td> </td> </tr> <tr> <td> </td> <td> </td> <td> </td> <td> </td> </tr> <tr> <td> </td> <td> </td> <td> </td> <td> </td> </tr> </tbody> </table>	REV. NO.	DESCRIPTION	DATE	SIGN													DESN. AETAB KHAN DWN. ZAMURAD FILE CKD. ATHAR SAEED	PRINCIPAL ARCHITECT. ATHAR SAEED	PROJECT ARCHITECT. SHAHEERA IRFAN	SCALE N.T.S	DRAWING NO. S - 01	REV. 0
	REV. NO.	DESCRIPTION	DATE	SIGN																						
CLIENT & SPONSOR: ELECTION COMMISSION OF PAKISTAN	PROJECT ADDRESS: H-11/4, ISLAMABAD	DATE MARCH, 2025	TENDER DRAWING																							




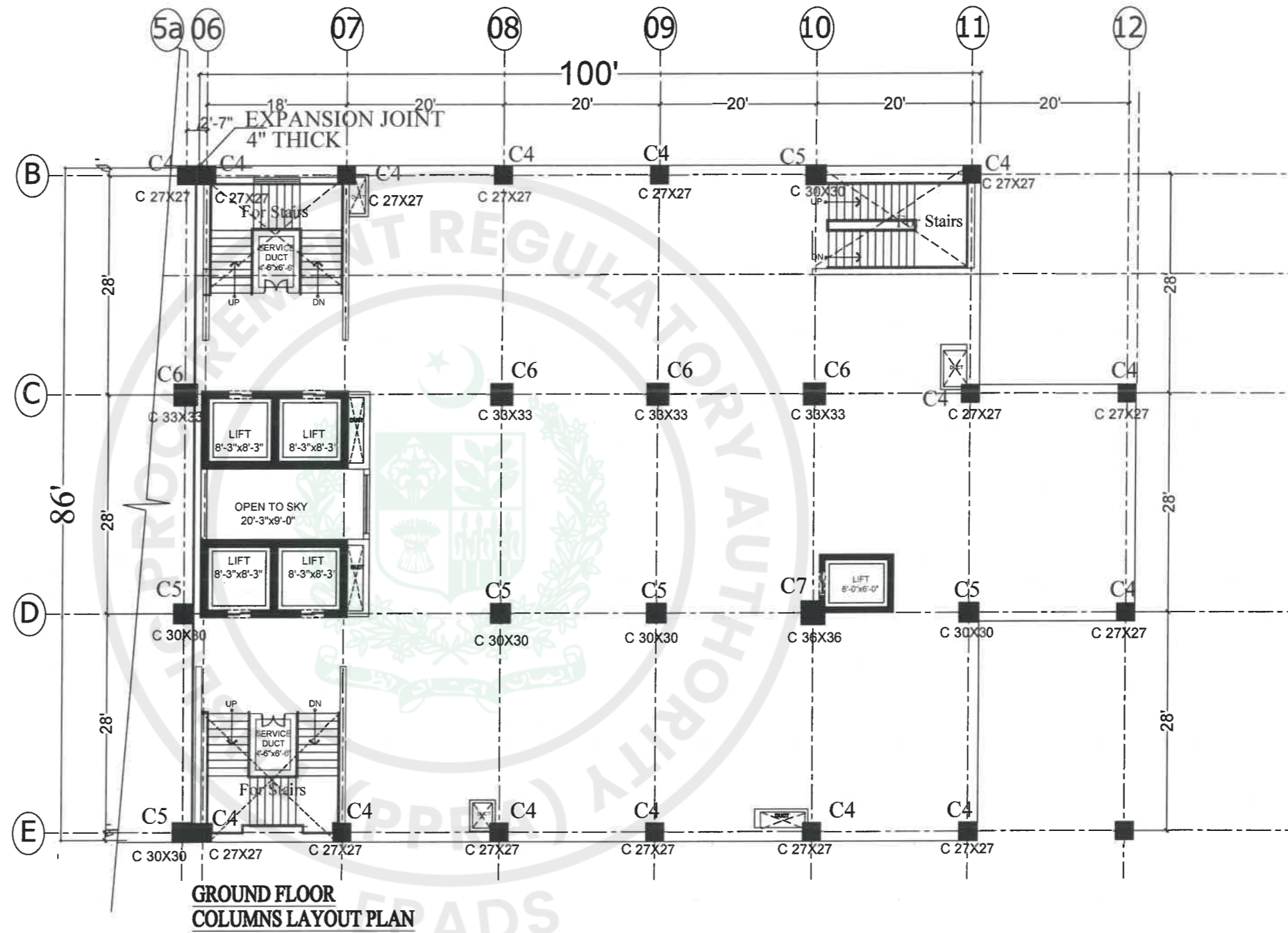
UPPER BASEMENT COLUMN LAYOUT PLAN



TENDER DRAWINGS

TENDER DRAWING

CONSULTANTS  DEVELOPMENT CONSULTANCY SERVICES (Pvt) Ltd. Office 27, 2nd Floor, Executive Complex, G-8 Markaz, Islamabad Phone: 051-8736305	EXECUTING AGENCY: D.G (WORKS) CAPITAL DEVELOPMENT AUTHORITY (CDA) CLIENT & SPONSOR: ELECTION COMMISSION OF PAKISTAN PROJECT ADDRESS: H-11/4, ISLAMABAD	PROJECT: CONSTRUCTION OF FEDERAL ELECTION ACADEMY AND OTHER OFFICES OF ELECTION COMMISSION OF PAKISTAN	DWG. TITLE: UPPER BASEMENT COLUMNS LAYOUT PLAN	<table border="1"> <thead> <tr> <th>REV. NO.</th> <th>DESCRIPTION</th> <th>DATE</th> <th>SIGN</th> </tr> </thead> <tbody> <tr> <td> </td> <td> </td> <td> </td> <td> </td> </tr> <tr> <td> </td> <td> </td> <td> </td> <td> </td> </tr> <tr> <td> </td> <td> </td> <td> </td> <td> </td> </tr> </tbody> </table>	REV. NO.	DESCRIPTION	DATE	SIGN													<table border="1"> <tr> <td>DESIGN: AFTAB KHAN</td> <td>PRINCIPAL ARCHITECT.</td> <td>PROJECT ARCHITECT.</td> </tr> <tr> <td>DWN: ZAMURAD</td> <td>ATHAR SAEED.</td> <td>SHAHEERA IRFAN</td> </tr> <tr> <td>FILE: </td> <td>SCALE: N.T.S</td> <td>DRAWING NO. S - 01a</td> </tr> <tr> <td>CKD: ATHAR SAEED.</td> <td>DATE: MAR 2026</td> <td>REV. 0</td> </tr> </table>	DESIGN: AFTAB KHAN	PRINCIPAL ARCHITECT.	PROJECT ARCHITECT.	DWN: ZAMURAD	ATHAR SAEED.	SHAHEERA IRFAN	FILE: 	SCALE: N.T.S	DRAWING NO. S - 01a	CKD: ATHAR SAEED.	DATE: MAR 2026	REV. 0
	REV. NO.	DESCRIPTION	DATE	SIGN																													
DESIGN: AFTAB KHAN	PRINCIPAL ARCHITECT.	PROJECT ARCHITECT.																															
DWN: ZAMURAD	ATHAR SAEED.	SHAHEERA IRFAN																															
FILE: 	SCALE: N.T.S	DRAWING NO. S - 01a																															
CKD: ATHAR SAEED.	DATE: MAR 2026	REV. 0																															
DEVELOPMENT CONSULTANCY SERVICES (Pvt) Ltd. Engr. M. Aftab Khan Structural Engineer Licence # Civil/35876				TENDER DRAWING																													



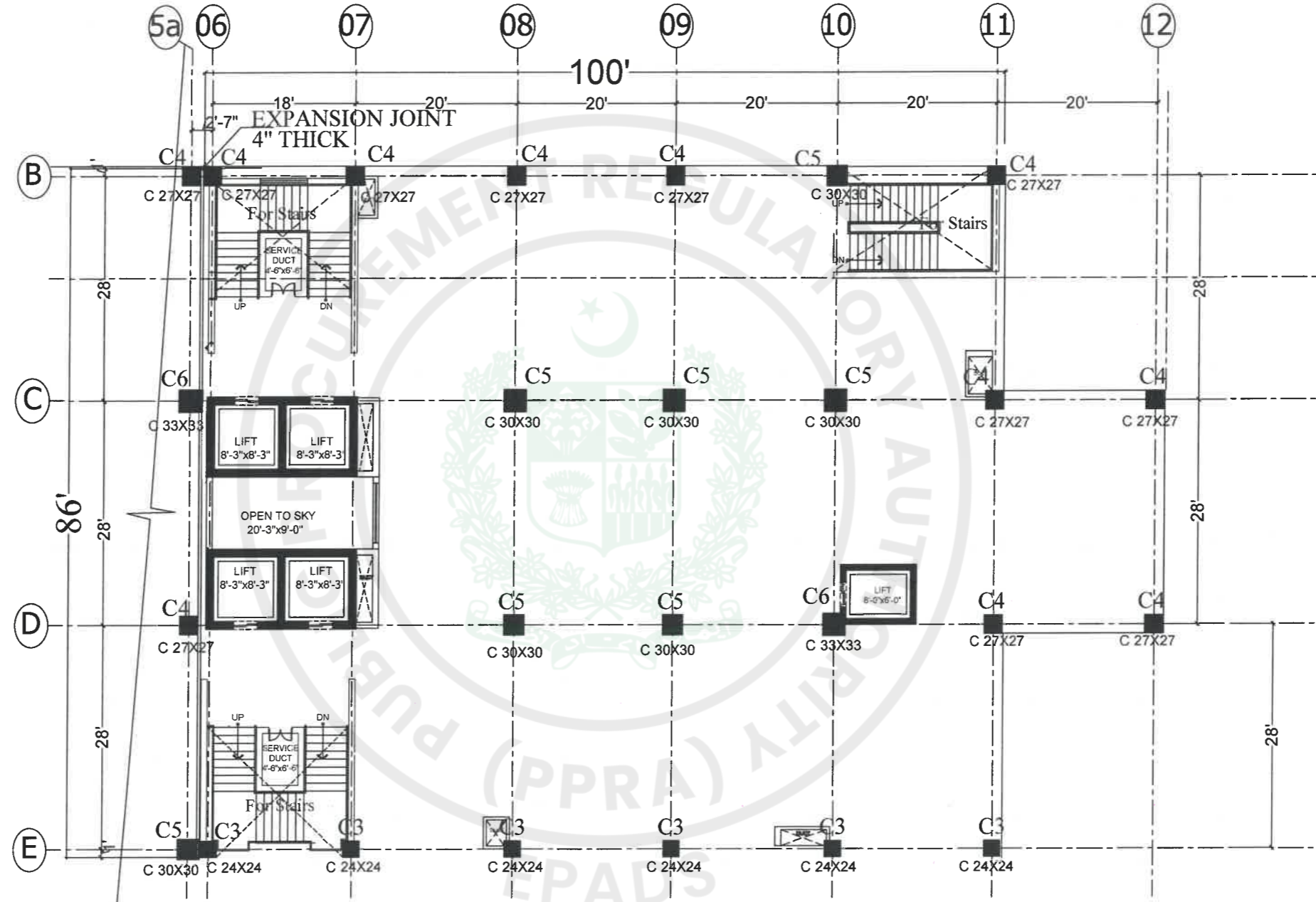
**GROUND FLOOR
COLUMNS LAYOUT PLAN**



TENDER DRAWINGS

TENDER DRAWING


CONSULTANTS DEVELOPMENT CONSULTANCY SERVICES (Pvt) Ltd. Office 27, 2nd Floor, Executive Complex, G-8 Markaz, Islamabad Phone: 051-8736305	EXECUTING AGENCY: D.G (WORKS) CAPITAL DEVELOPMENT AUTHORITY (CDA)	PROJECT: CONSTRUCTION OF FEDERAL ELECTION ACADEMY AND OTHER OFFICES OF ELECTION COMMISSION OF PAKISTAN	DWG. TITLE: GROUND FLOOR COLUMNS LAYOUT PLAN	<table border="1"> <thead> <tr> <th>REV. NO.</th> <th>DESCRIPTION</th> <th>DATE</th> <th>SIGN.</th> </tr> </thead> <tbody> <tr> <td> </td> <td> </td> <td> </td> <td> </td> </tr> <tr> <td> </td> <td> </td> <td> </td> <td> </td> </tr> <tr> <td> </td> <td> </td> <td> </td> <td> </td> </tr> </tbody> </table>	REV. NO.	DESCRIPTION	DATE	SIGN.													<table border="1"> <tr> <td>DESIGNER: AETAB KHAN</td> <td>PRINCIPAL ARCHITECT: ATHAR SAEED</td> <td>PROJECT ARCHITECT: SHAHEERA IRFAN</td> </tr> <tr> <td>DRAWN BY: ZAMURAD</td> <td>SCALE: N.T.S</td> <td>DRAWING NO. S - 01b</td> </tr> <tr> <td>FILE: </td> <td>DATE: MARCH 2026</td> <td>REV. 0</td> </tr> <tr> <td>CHKD. BY: ATHAR SAEED</td> <td> </td> <td> </td> </tr> </table>	DESIGNER: AETAB KHAN	PRINCIPAL ARCHITECT: ATHAR SAEED	PROJECT ARCHITECT: SHAHEERA IRFAN	DRAWN BY: ZAMURAD	SCALE: N.T.S	DRAWING NO. S - 01b	FILE: 	DATE: MARCH 2026	REV. 0	CHKD. BY: ATHAR SAEED		
	REV. NO.	DESCRIPTION	DATE	SIGN.																													
DESIGNER: AETAB KHAN	PRINCIPAL ARCHITECT: ATHAR SAEED	PROJECT ARCHITECT: SHAHEERA IRFAN																															
DRAWN BY: ZAMURAD	SCALE: N.T.S	DRAWING NO. S - 01b																															
FILE: 	DATE: MARCH 2026	REV. 0																															
CHKD. BY: ATHAR SAEED																																	
CLIENT & SPONSOR: ELECTION COMMISSION OF PAKISTAN PROJECT ADDRESS: H-11/4, ISLAMABAD																																	

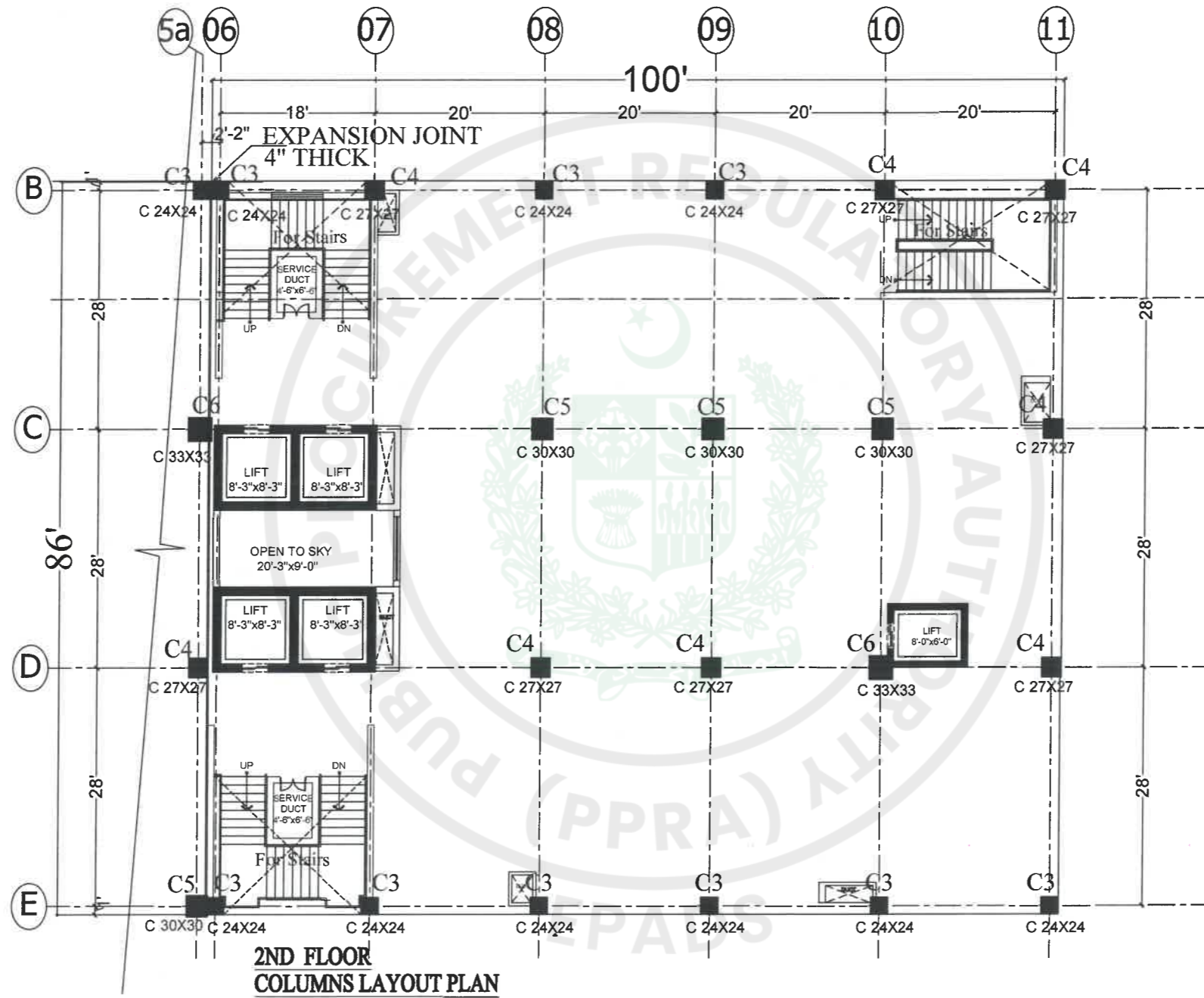


**FIRST FLOOR
COLUMNS LAYOUT PLAN**




TENDER DRAWINGS

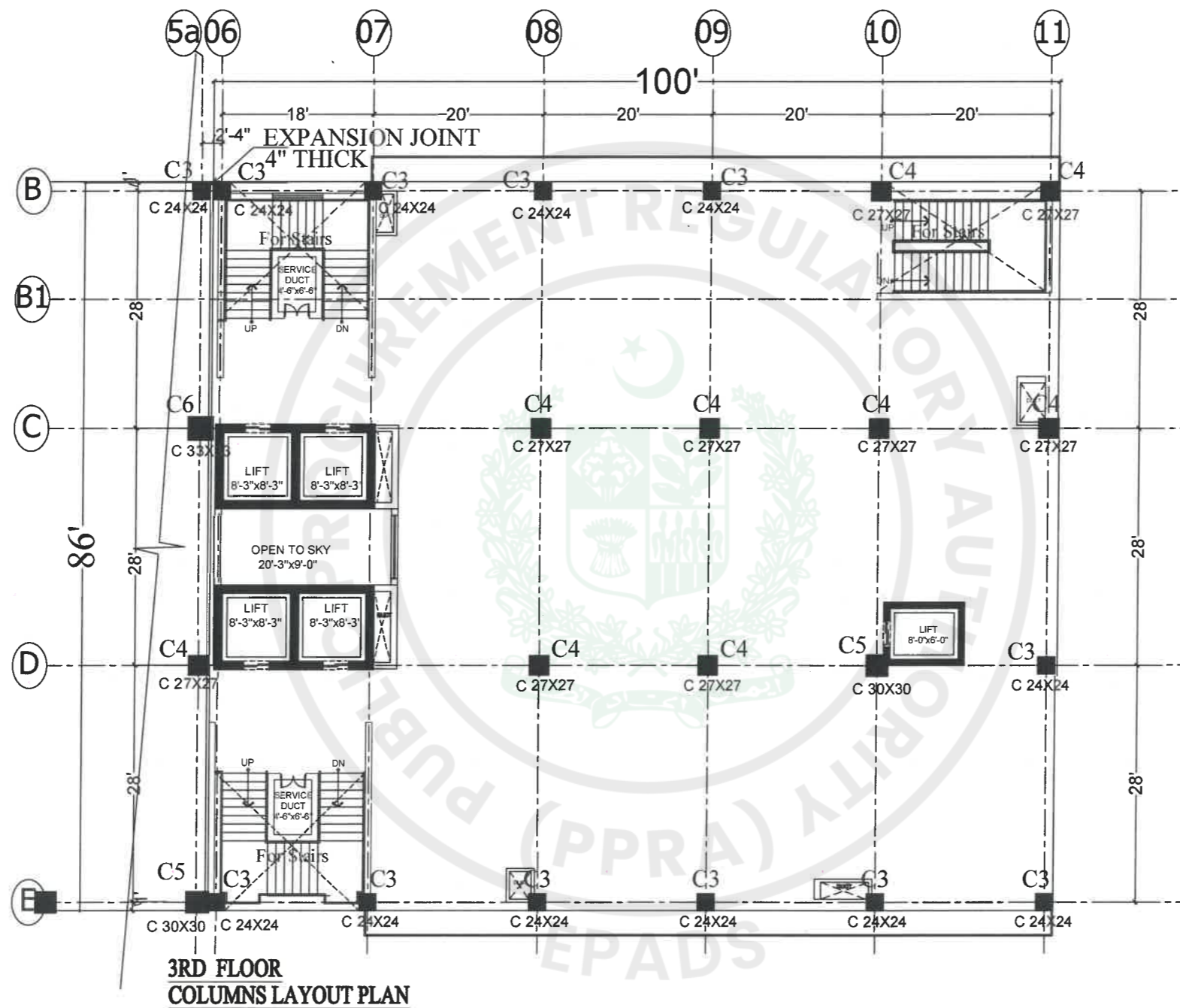
CONSULTANTS  DEVELOPMENT CONSULTANCY SERVICES (Pvt) Ltd. Office 27, 2nd Floor, Executive Complex, G-8 Markaz, Islamabad Phone: 051-8736305	EXECUTING AGENCY: D.G (WORKS) CAPITAL DEVELOPMENT AUTHORITY (CDA) CLIENT & SPONSOR: ELECTION COMMISSION OF PAKISTAN PROJECT ADDRESS: H-11/4, ISLAMABAD	PROJECT: CONSTRUCTION OF FEDERAL ELECTION ACADEMY AND OTHER OFFICES OF ELECTION COMMISSION OF PAKISTAN	DWG. TITLE FIRST FLOOR COLUMNS LAYOUT PLAN	DESN. AFTAB KHAN DWN. ZAMURAD FILE CKD. ATHAR SAEED	DATE SIGN DATE SIGN	PRINCIPAL ARCHITECT. ATHAR SAEED.	PROJECT ARCHITECT. SHAHEERA IRFAN
				SCALE N.T.S. DATE MARCH, 2025	DRAWING NO. S - 01c	REV. 0	



TENDER DRAWINGS

TENDER DRAWING


CONSULTANTS  DEVELOPMENT CONSULTANCY SERVICES (Pvt) Ltd. Office 27, 2nd Floor, Executive Complex, G-8 Markaz, Islamabad Phone: 051-8736305	EXECUTING AGENCY : D.G (WORKS) CAPITAL DEVELOPMENT AUTHORITY (CDA) CLIENT & SPONSOR: ELECTION COMMISSION OF PAKISTAN PROJECT ADDRESS: H-11/4, ISLAMABAD	PROJECT: CONSTRUCTION OF FEDERAL ELECTION ACADEMY AND OTHER OFFICES OF ELECTION COMMISSION OF PAKISTAN	DWG. TITLE 2ND FLOOR COLUMNS LAYOUT PLAN	REV. NO. _____ DESCRIPTION _____ DATE _____ SIGN _____	DESN. AETAB KHAN DWN. ZAMURAD FILE _____ CKD. ATHAR SAEED	PRINCIPAL ARCHITECT. ATHAR SAEED.	PROJECT ARCHITECT. SHAHEERA IRFAN	SCALE N.T.S	DRAWING NO. S - 01d	REV. 0
				DATE MARCH, 2026	DATE MARCH, 2026					

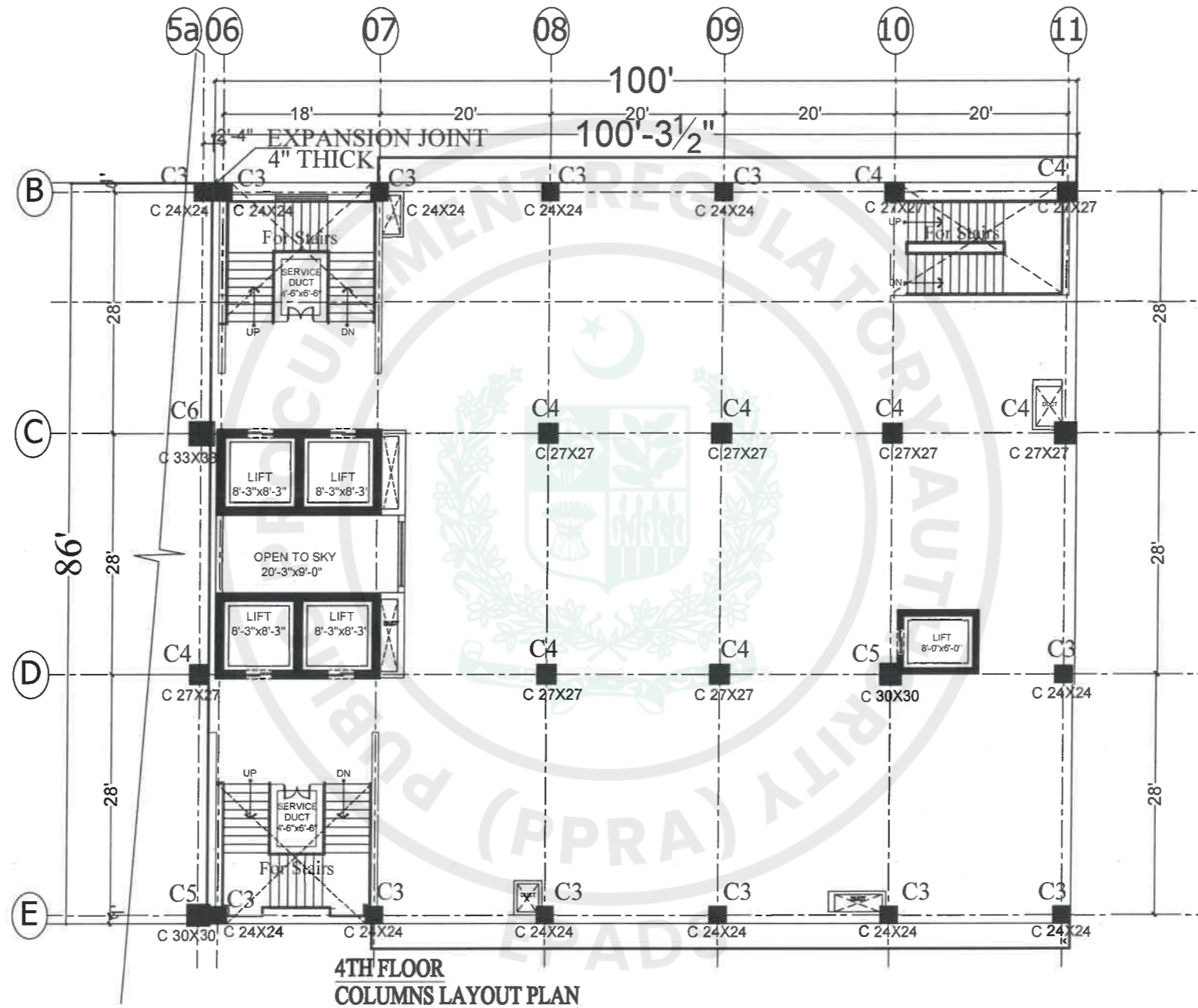


**3RD FLOOR
COLUMNS LAYOUT PLAN**



TENDER DRAWINGS

CONSULTANTS  DEVELOPMENT CONSULTANCY SERVICES (Pvt) Ltd. Office 27, 2nd Floor, Executive Complex, G-8 Markaz, Islamabad Phone: 051-8736305	EXECUTING AGENCY: D.G (WORKS) CAPITAL DEVELOPMENT AUTHORITY (CDA) CLIENT & SPONSOR: ELECTION COMMISSION OF PAKISTAN PROJECT ADDRESS: H-11/4, ISLAMABAD	PROJECT: CONSTRUCTION OF FEDERAL ELECTION ACADEMY AND OTHER OFFICES OF ELECTION COMMISSION OF PAKISTAN	DWG. TITLE 3RD FLOOR COLUMNS LAYOUT PLAN	REV. NO. _____ DESCRIPTION _____ DATE _____ SIGN _____	DESN. AETAB KHAN DWN. ZAMURAD FILE _____ CKD. ATHAR SAEED	PRINCIPAL ARCHITECT. ATHAR SAEED	PROJECT ARCHITECT. SHAHEERA IRFAN	SCALE N.T.S. DATE MARCH, 2025	DRAWING NO. S - 01e	REV. 0
				TENDER DRAWING						

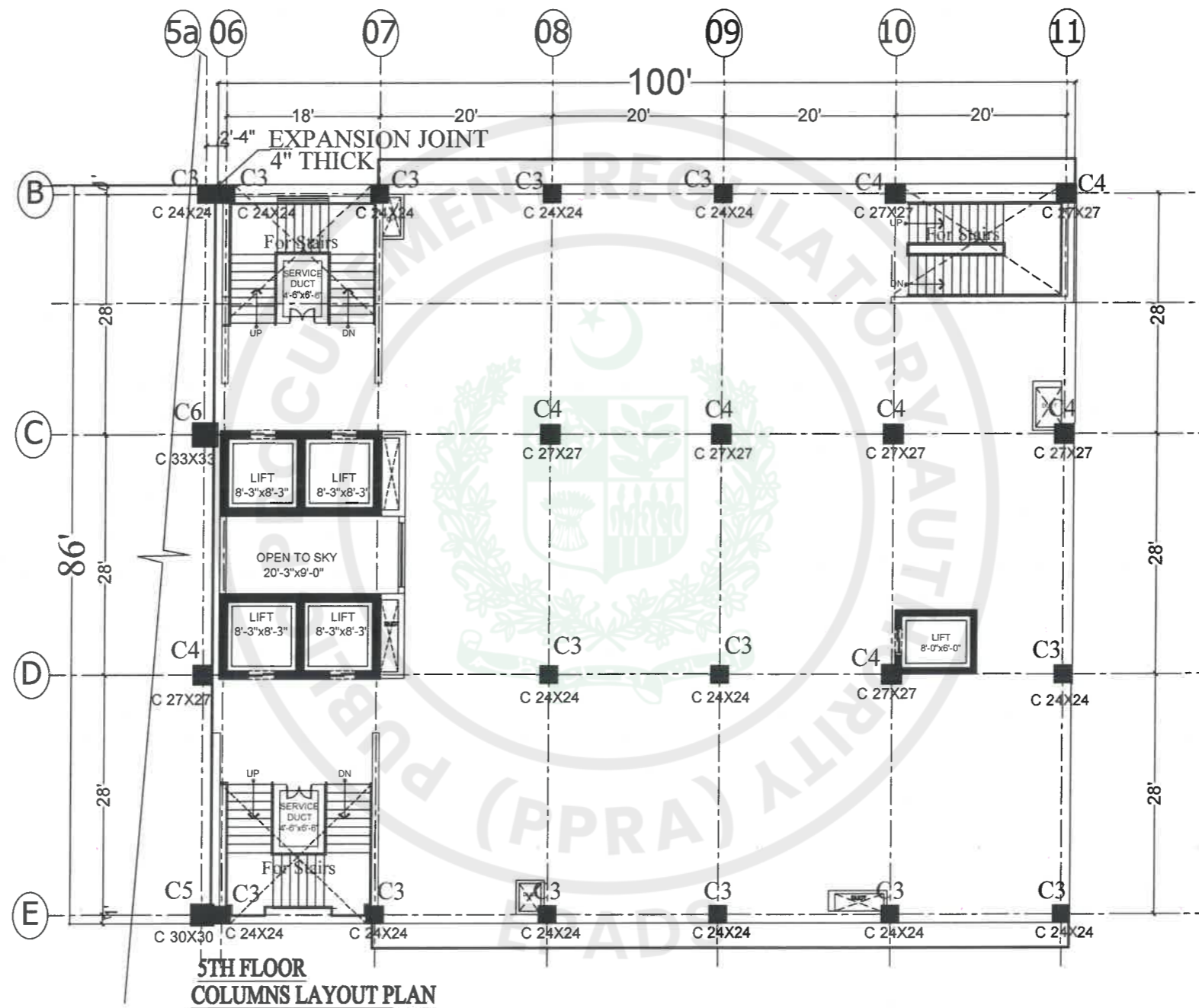


(Handwritten Signature)

TENDER DRAWINGS

TENDER DRAWING

CONSULTANTS DEVELOPMENT CONSULTANCY SERVICES (Pvt.) Ltd. Office 27, 2nd Floor, Executive Complex, G-8 Markaz, Islamabad Phone: 051-8736305	EXECUTING AGENCY: D.G (WORKS) CAPITAL DEVELOPMENT AUTHORITY (CDA) CLIENT & SPONSOR: ELECTION COMMISSION OF PAKISTAN PROJECT ADDRESS: H-11/4, ISLAMABAD	PROJECT: CONSTRUCTION OF FEDERAL ELECTION ACADEMY AND OTHER OFFICES OF ELECTION COMMISSION OF PAKISTAN	DWG. TITLE <p style="text-align: center;">4TH FLOOR COLUMNS LAYOUT PLAN</p>	<table border="1" style="width: 100%; border-collapse: collapse;"> <thead> <tr> <th>REV. NO.</th> <th>DESCRIPTION</th> <th>DATE</th> <th>SIGN.</th> </tr> </thead> <tbody> <tr> <td> </td> <td> </td> <td> </td> <td> </td> </tr> <tr> <td> </td> <td> </td> <td> </td> <td> </td> </tr> <tr> <td> </td> <td> </td> <td> </td> <td> </td> </tr> </tbody> </table>	REV. NO.	DESCRIPTION	DATE	SIGN.													<table border="1" style="width: 100%; border-collapse: collapse;"> <tr> <td style="width: 50%;">DESIGNER: AFTAB KHAN</td> <td style="width: 50%;">PRINCIPAL ARCHITECT: ATHAR SAEED</td> </tr> <tr> <td>DRAWN BY: ZAMURAD</td> <td>PROJECT ARCHITECT: SHAHEERA IRFAN</td> </tr> <tr> <td>FILED BY: ATHAR SAEED</td> <td>SCALE: N.T.S</td> </tr> <tr> <td>DATE: MARCH, 2025</td> <td>DRAWING NO.: S - 01f</td> </tr> <tr> <td> </td> <td>REV.: 0</td> </tr> </table>	DESIGNER: AFTAB KHAN	PRINCIPAL ARCHITECT: ATHAR SAEED	DRAWN BY: ZAMURAD	PROJECT ARCHITECT: SHAHEERA IRFAN	FILED BY: ATHAR SAEED	SCALE: N.T.S	DATE: MARCH, 2025	DRAWING NO.: S - 01f		REV.: 0
REV. NO.	DESCRIPTION	DATE	SIGN.																												
DESIGNER: AFTAB KHAN	PRINCIPAL ARCHITECT: ATHAR SAEED																														
DRAWN BY: ZAMURAD	PROJECT ARCHITECT: SHAHEERA IRFAN																														
FILED BY: ATHAR SAEED	SCALE: N.T.S																														
DATE: MARCH, 2025	DRAWING NO.: S - 01f																														
	REV.: 0																														



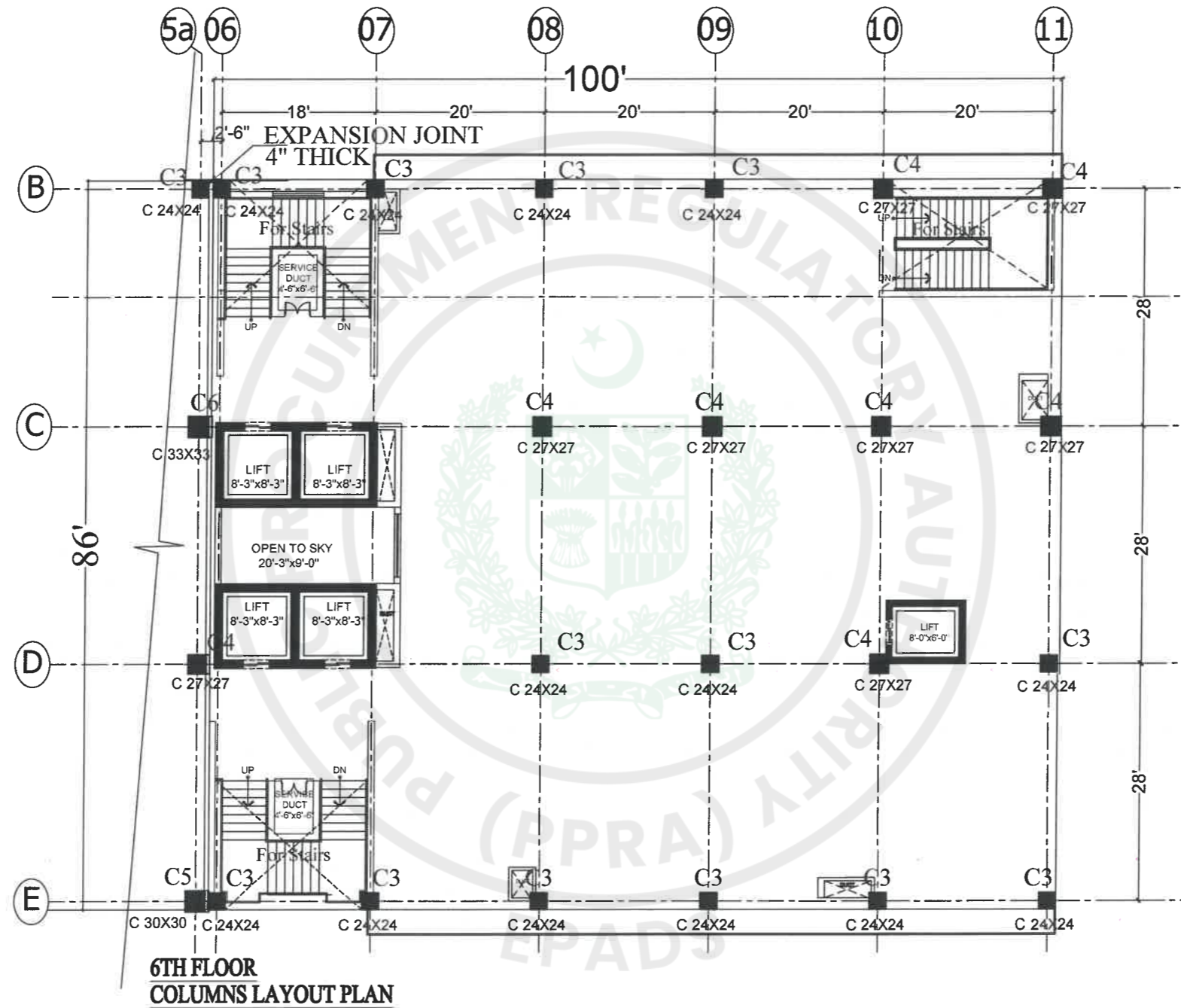
**5TH FLOOR
COLUMNS LAYOUT PLAN**



TENDER DRAWINGS

TENDER DRAWING

CONSULTANTS DEVELOPMENT CONSULTANCY SERVICES (Pvt) Ltd. Office 27, 2nd Floor, Executive Complex, G-8 Markaz, Islamabad Phone: 051-8736305	EXECUTING AGENCY: D.G (WORKS) CAPITAL DEVELOPMENT AUTHORITY (CDA)	PROJECT: CONSTRUCTION OF FEDERAL ELECTION ACADEMY AND OTHER OFFICES OF ELECTION COMMISSION OF PAKISTAN	DWG. TITLE: 5TH FLOOR COLUMNS LAYOUT PLAN	<table border="1"> <thead> <tr> <th>REV. NO.</th> <th>DESCRIPTION</th> <th>DATE</th> <th>SIGN.</th> </tr> </thead> <tbody> <tr> <td> </td> <td> </td> <td> </td> <td> </td> </tr> <tr> <td> </td> <td> </td> <td> </td> <td> </td> </tr> <tr> <td> </td> <td> </td> <td> </td> <td> </td> </tr> </tbody> </table>	REV. NO.	DESCRIPTION	DATE	SIGN.													<table border="1"> <tr> <td>DESIGNER: AFTAB KHAN</td> <td>PRINCIPAL ARCHITECT: ATHAR SAEED</td> </tr> <tr> <td>DRAWN BY: ZAMURAD</td> <td>PROJECT ARCHITECT: SHAHEERA IRFAN</td> </tr> <tr> <td>FILE</td> <td>SCALE: N.T.S</td> </tr> <tr> <td>DATE MARCH, 2026</td> <td>DRAWING NO. S - 01g</td> </tr> <tr> <td>CHKD. ATHAR SAEED</td> <td>REV. 0</td> </tr> </table>	DESIGNER: AFTAB KHAN	PRINCIPAL ARCHITECT: ATHAR SAEED	DRAWN BY: ZAMURAD	PROJECT ARCHITECT: SHAHEERA IRFAN	FILE	SCALE: N.T.S	DATE MARCH, 2026	DRAWING NO. S - 01g	CHKD. ATHAR SAEED	REV. 0
	REV. NO.	DESCRIPTION	DATE	SIGN.																											
DESIGNER: AFTAB KHAN	PRINCIPAL ARCHITECT: ATHAR SAEED																														
DRAWN BY: ZAMURAD	PROJECT ARCHITECT: SHAHEERA IRFAN																														
FILE	SCALE: N.T.S																														
DATE MARCH, 2026	DRAWING NO. S - 01g																														
CHKD. ATHAR SAEED	REV. 0																														
CLIENT & SPONSOR: ELECTION COMMISSION OF PAKISTAN	PROJECT ADDRESS: H-11/4, ISLAMABAD																														




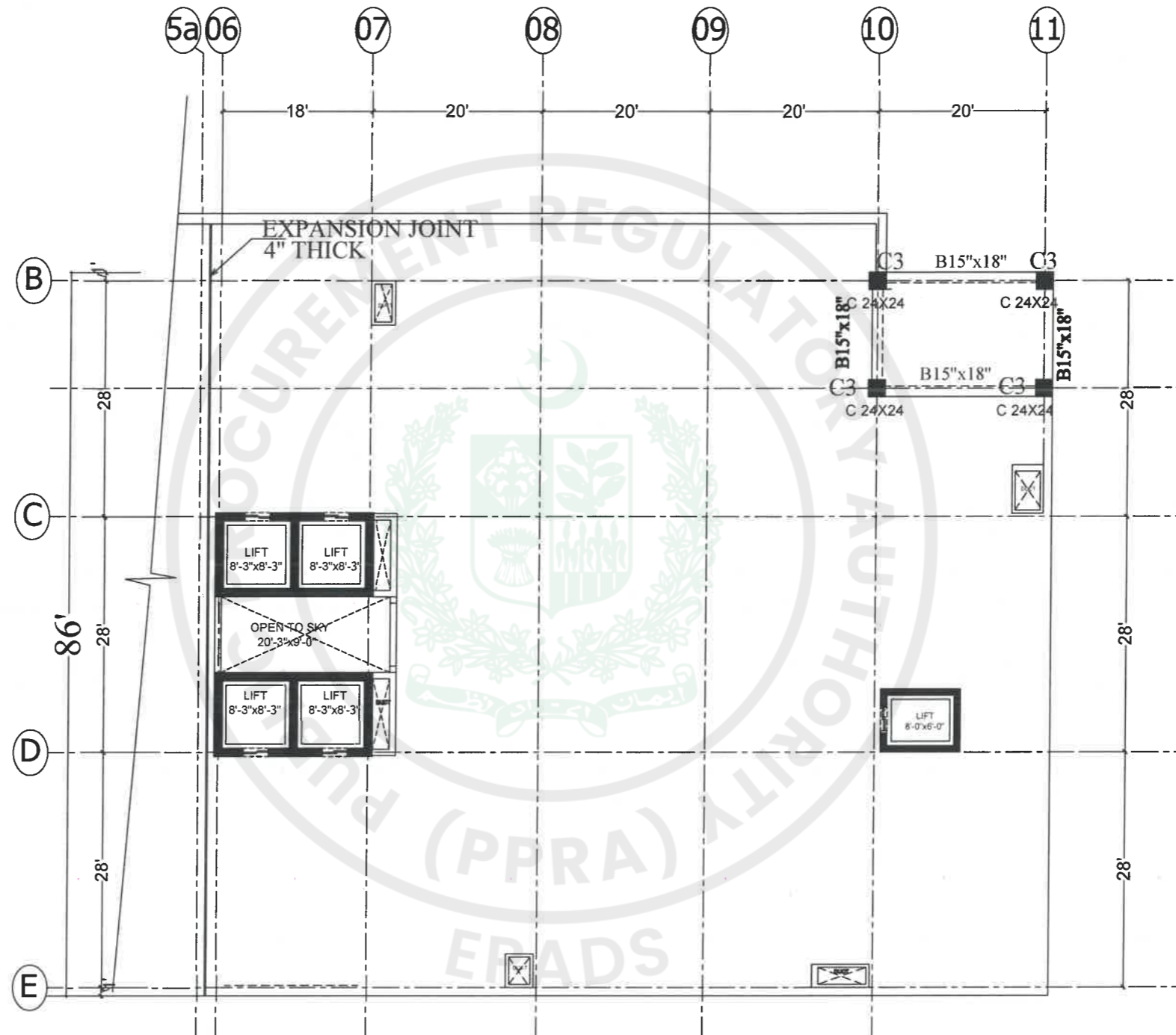
**6TH FLOOR
COLUMNS LAYOUT PLAN**



TENDER DRAWINGS

TENDER DRAWING

CONSULTANTS  DEVELOPMENT CONSULTANCY SERVICES (Pvt) Ltd. Office 27, 2nd Floor, Executive Complex, G-8 Markaz, Islamabad Phone: 051-8736305	EXECUTING AGENCY: D.G (WORKS) CAPITAL DEVELOPMENT AUTHORITY (CDA)	PROJECT: CONSTRUCTION OF FEDERAL ELECTION ACADEMY AND OTHER OFFICES OF ELECTION COMMISSION OF PAKISTAN	DWG. TITLE: 6TH FLOOR COLUMNS LAYOUT PLAN	<table border="1"> <thead> <tr> <th>REV. NO.</th> <th>DESCRIPTION</th> <th>DATE</th> <th>SIGN</th> </tr> </thead> <tbody> <tr> <td> </td> <td> </td> <td> </td> <td> </td> </tr> <tr> <td> </td> <td> </td> <td> </td> <td> </td> </tr> <tr> <td> </td> <td> </td> <td> </td> <td> </td> </tr> </tbody> </table>	REV. NO.	DESCRIPTION	DATE	SIGN													<table border="1"> <tr> <td>DESIGNER: AFTAB KHAN</td> <td>PRINCIPAL ARCHITECT. ATHAR SAEED</td> </tr> <tr> <td>DRAWN BY: ZAMURAD</td> <td>PROJECT ARCHITECT. SHAHEERA IRFAN</td> </tr> <tr> <td>FILE</td> <td>SCALE N.T.S</td> </tr> <tr> <td>DATE MARCH, 2026</td> <td>DRAWING NO. S - 01h</td> </tr> <tr> <td>CHKD. ATHAR SAEED.</td> <td>REV. 0</td> </tr> </table>	DESIGNER: AFTAB KHAN	PRINCIPAL ARCHITECT. ATHAR SAEED	DRAWN BY: ZAMURAD	PROJECT ARCHITECT. SHAHEERA IRFAN	FILE	SCALE N.T.S	DATE MARCH, 2026	DRAWING NO. S - 01h	CHKD. ATHAR SAEED.	REV. 0
	REV. NO.	DESCRIPTION	DATE	SIGN																											
DESIGNER: AFTAB KHAN	PRINCIPAL ARCHITECT. ATHAR SAEED																														
DRAWN BY: ZAMURAD	PROJECT ARCHITECT. SHAHEERA IRFAN																														
FILE	SCALE N.T.S																														
DATE MARCH, 2026	DRAWING NO. S - 01h																														
CHKD. ATHAR SAEED.	REV. 0																														
CLIENT & SPONSOR: ELECTION COMMISSION OF PAKISTAN	PROJECT ADDRESS: H-11/4, ISLAMABAD																														




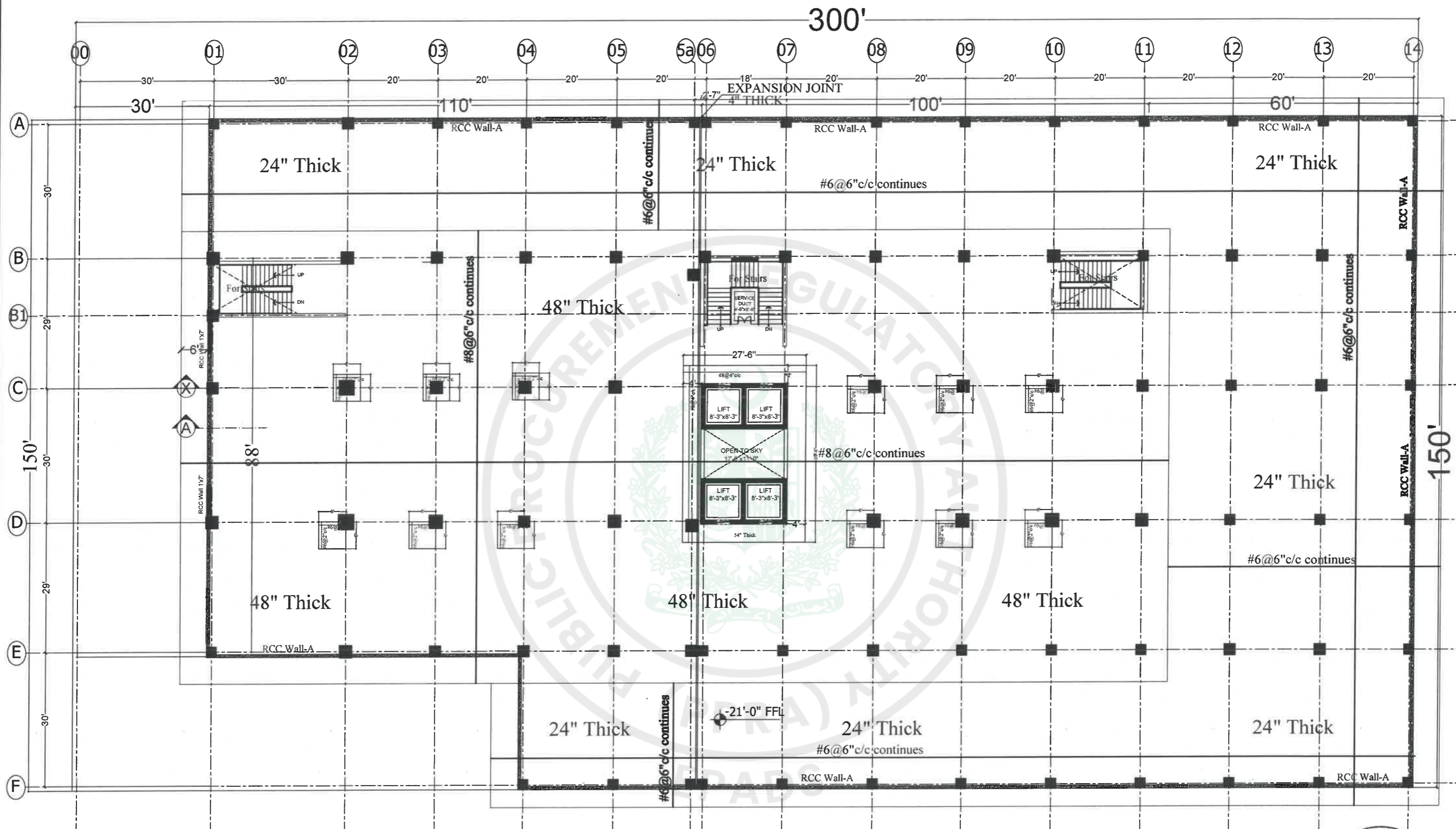
**MUMTY COLUMN & BEAMS
LAYOUT PLAN**



TENDER DRAWINGS

TENDER DRAWING

CONSULTANTS  DEVELOPMENT CONSULTANCY SERVICES (Pvt) Ltd. Office 27, 2nd Floor, Executive Complex, G-8 Markaz, Islamabad Phone: 051-8736305	EXECUTING AGENCY: D.G (WORKS) CAPITAL DEVELOPMENT AUTHORITY (CDA)	PROJECT: CONSTRUCTION OF FEDERAL ELECTION ACADEMY AND OTHER OFFICES OF ELECTION COMMISSION OF PAKISTAN	DWG. TITLE: MUMTY COLUMN & BEAMS LAYOUT PLAN	<table border="1"> <thead> <tr> <th>REV. NO.</th> <th>DESCRIPTION</th> <th>DATE</th> <th>SIGN</th> </tr> </thead> <tbody> <tr> <td> </td> <td> </td> <td> </td> <td> </td> </tr> <tr> <td> </td> <td> </td> <td> </td> <td> </td> </tr> <tr> <td> </td> <td> </td> <td> </td> <td> </td> </tr> </tbody> </table>	REV. NO.	DESCRIPTION	DATE	SIGN													<table border="1"> <tr> <td>DESIGNER: AETAB KHAN</td> <td>PRINCIPAL ARCHITECT:</td> <td>PROJECT ARCHITECT:</td> </tr> <tr> <td>DRAWN: ZAMURAD</td> <td>ATHAR SAEED</td> <td>SHAHEERA IRFAN</td> </tr> <tr> <td>FILE: _____</td> <td>SCALE: N.T.S</td> <td>DRAWING NO. _____</td> </tr> <tr> <td>CHKD: ATHAR SAEED</td> <td>DATE: MAR 2026</td> <td>S - 01i</td> </tr> </table>	DESIGNER: AETAB KHAN	PRINCIPAL ARCHITECT:	PROJECT ARCHITECT:	DRAWN: ZAMURAD	ATHAR SAEED	SHAHEERA IRFAN	FILE: _____	SCALE: N.T.S	DRAWING NO. _____	CHKD: ATHAR SAEED	DATE: MAR 2026	S - 01i
	REV. NO.	DESCRIPTION	DATE	SIGN																													
DESIGNER: AETAB KHAN	PRINCIPAL ARCHITECT:	PROJECT ARCHITECT:																															
DRAWN: ZAMURAD	ATHAR SAEED	SHAHEERA IRFAN																															
FILE: _____	SCALE: N.T.S	DRAWING NO. _____																															
CHKD: ATHAR SAEED	DATE: MAR 2026	S - 01i																															
CLIENT & SPONSOR: ELECTION COMMISSION OF PAKISTAN	PROJECT ADDRESS: H-11/4, ISLAMABAD	ELECTION COMMISSION OF PAKISTAN	ELECTION COMMISSION OF PAKISTAN	REV. _____																													




LOWER BASEMENT RAFT BOTTOM REINFORCEMENT PLAN

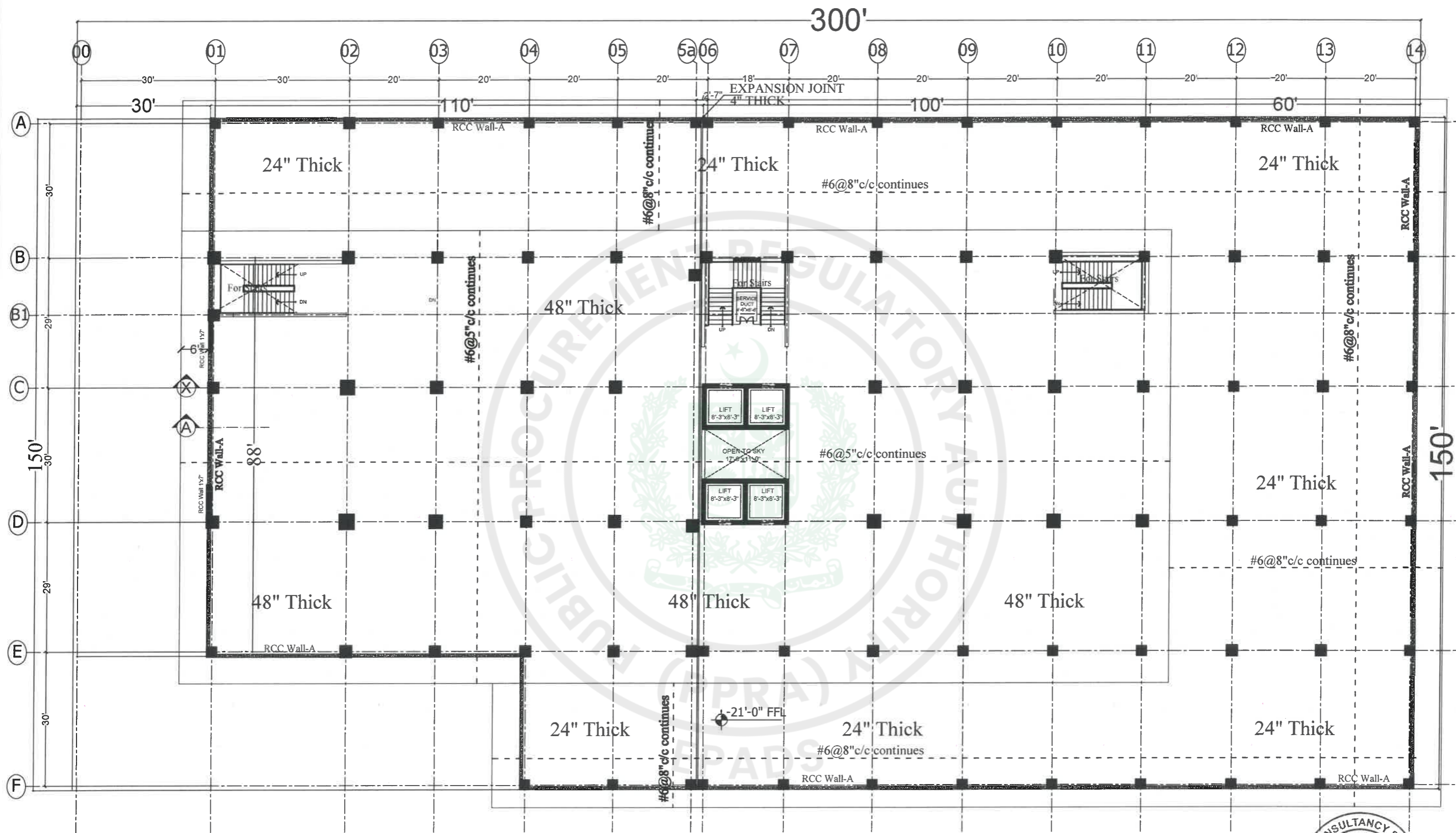
Thickness = 48" + 24"



TENDER DRAWINGS

TENDER DRAWING

CONSULTANTS  DEVELOPMENT CONSULTANCY SERVICES (Pvt) Ltd. Office 27, 2nd Floor, Executive Complex, G-8 Markaz, Islamabad Phone: 051-8736305	EXECUTING AGENCY: D.G (WORKS) CAPITAL DEVELOPMENT AUTHORITY (CDA) CLIENT & SPONSOR: ELECTION COMMISSION OF PAKISTAN PROJECT ADDRESS: H-11/4, ISLAMABAD	PROJECT: CONSTRUCTION OF FEDERAL ELECTION ACADEMY AND OTHER OFFICES OF ELECTION COMMISSION OF PAKISTAN	DWG. TITLE LOWER BASEMENT RAFT BOTTOM REINFORCEMENT PLAN	REV. NO. _____ DESCRIPTION _____ DATE _____ SIGN _____	DESN. AETAB KHAN DWN. ZAMURAD FILE _____ CKD. ATHAR SAEED	PRINCIPAL ARCHITECT. ATHAR SAEED.	PROJECT ARCHITECT. SHAHEERA IRFAN	SCALE N.T.S	DATE MARCH, 2026	DRAWING NO. S - 02	REV. 0
				TENDER DRAWING							



LOWER BASEMENT RAFT TOP REINFORCEMENT PLAN

Thickness = 48" + 24"

Engr. M. Aftab Khan
Structural Engineer
Licence #
Civil / 35876

TENDER DRAWINGS

TENDER DRAWING

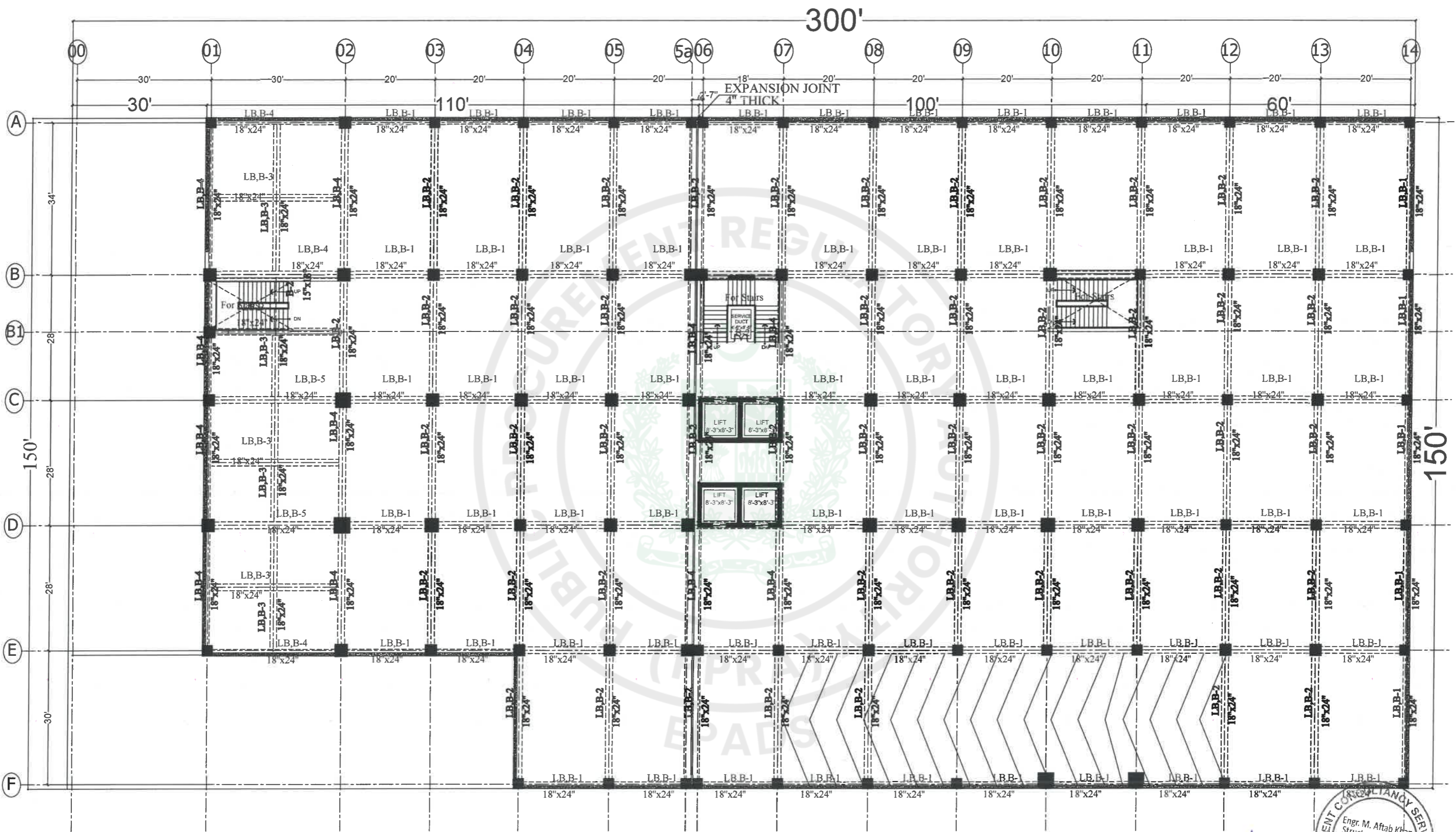
CONSULTANTS
DEVELOPMENT CONSULTANCY SERVICES (Pvt.) Ltd.
Office 27, 2nd Floor, Executive Complex,
G-8 Markaz, Islamabad
Phone: 051-8736305

EXECUTING AGENCY :
D.G (WORKS) CAPITAL
DEVELOPMENT AUTHORITY (CDA)
CLIENT & SPONSOR:
ELECTION COMMISSION OF PAKISTAN
PROJECT ADDRESS:
H-11/4, ISLAMABAD

PROJECT:
CONSTRUCTION OF
FEDERAL ELECTION ACADEMY
AND OTHER OFFICES OF
ELECTION COMMISSION OF PAKISTAN

DWG. TITLE
LOWER BASEMENT RAFT
TOP REINFORCEMENT PLAN

REV. NO.	DESCRIPTION	DATE	SIGN	DESIGNER	PRINCIPAL ARCHITECT.	PROJECT ARCHITECT.	SCALE	DRAWING NO.	REV.
				DESIGNER: AFTAB KHAN DWN: ZAMURAD	ATHAR SAEED	SHAHEERA IRFAN	N.T.S	S - 03	0
				FILE: _____ DATE: _____ CKD: ATHAR SAEED			MARCH, 2026		




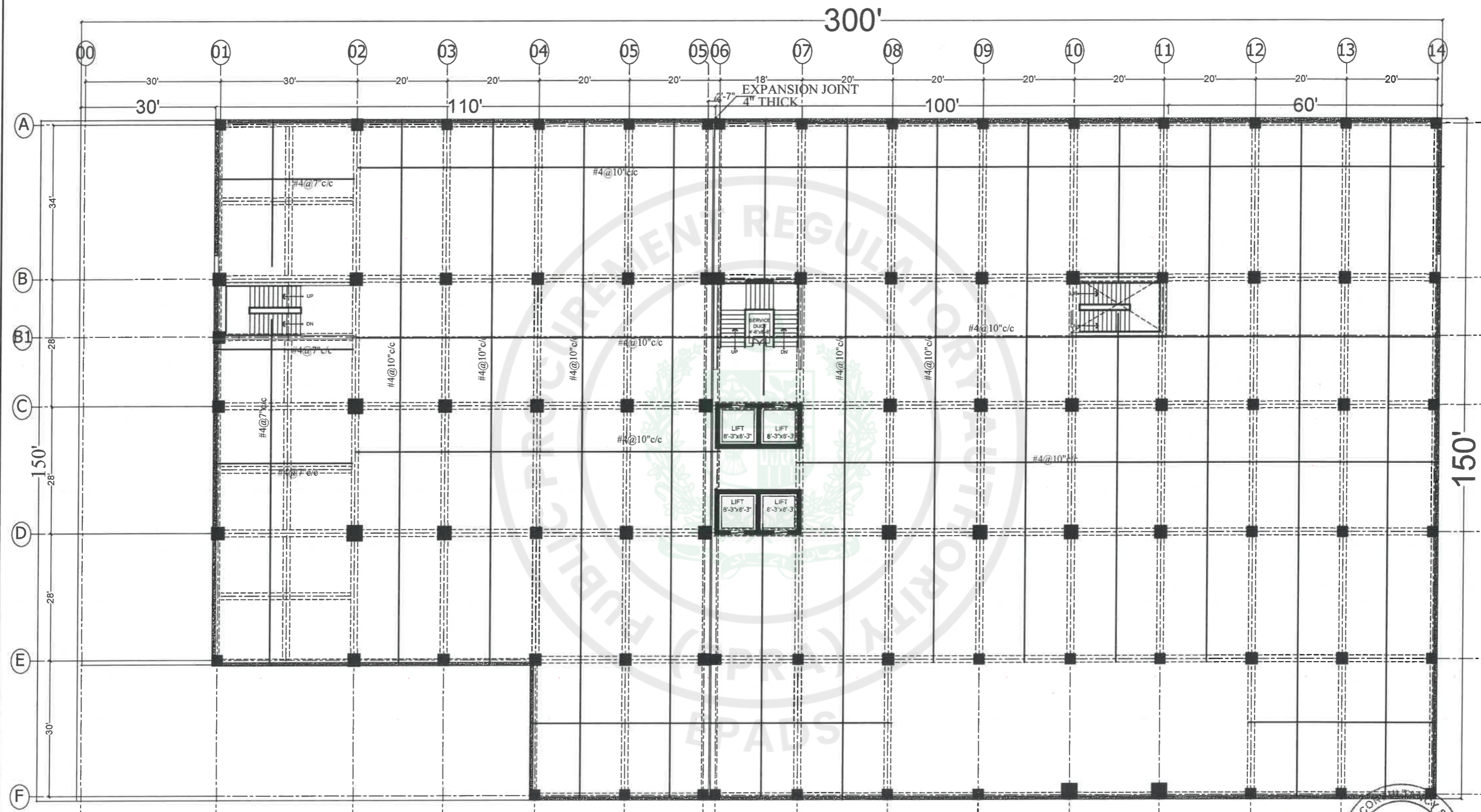
LOWER BASEMENT BEAM LAYOUT PLAN



TENDER DRAWINGS


TENDER DRAWING

CONSULTANTS  DEVELOPMENT CONSULTANCY SERVICES (Pvt) Ltd. Office 27, 2nd Floor, Executive Complex, G-8 Markaz, Islamabad Phone: 051-8736305	EXECUTING AGENCY: D.G (WORKS) CAPITAL DEVELOPMENT AUTHORITY (CDA) CLIENT & SPONSOR: ELECTION COMMISSION OF PAKISTAN PROJECT ADDRESS: H-11/4, ISLAMABAD	PROJECT: CONSTRUCTION OF FEDERAL ELECTION ACADEMY AND OTHER OFFICES OF ELECTION COMMISSION OF PAKISTAN	DWG. TITLE: LOWER BASEMENT BEAM LAYOUT PLAN	<table border="1"> <thead> <tr> <th>REV. NO.</th> <th>DESCRIPTION</th> <th>DATE</th> <th>SIGN</th> </tr> </thead> <tbody> <tr> <td> </td> <td> </td> <td> </td> <td> </td> </tr> <tr> <td> </td> <td> </td> <td> </td> <td> </td> </tr> <tr> <td> </td> <td> </td> <td> </td> <td> </td> </tr> </tbody> </table>	REV. NO.	DESCRIPTION	DATE	SIGN													DESN. AFTAB KHAN DWN. ZAMURAD FILE CKD. ATHAR SAEED	PRINCIPAL ARCHITECT. ATHAR SAEED PROJECT ARCHITECT. SHAHREERA IRFAN	SCALE N.T.S DATE MARCH, 2026	DRAWING NO. S - 04 REV. 0
	REV. NO.	DESCRIPTION	DATE	SIGN																				
<p style="text-align: right;">Engr. M. Aftab Khan Structural Engineer Licence # Civil/35876</p>																								

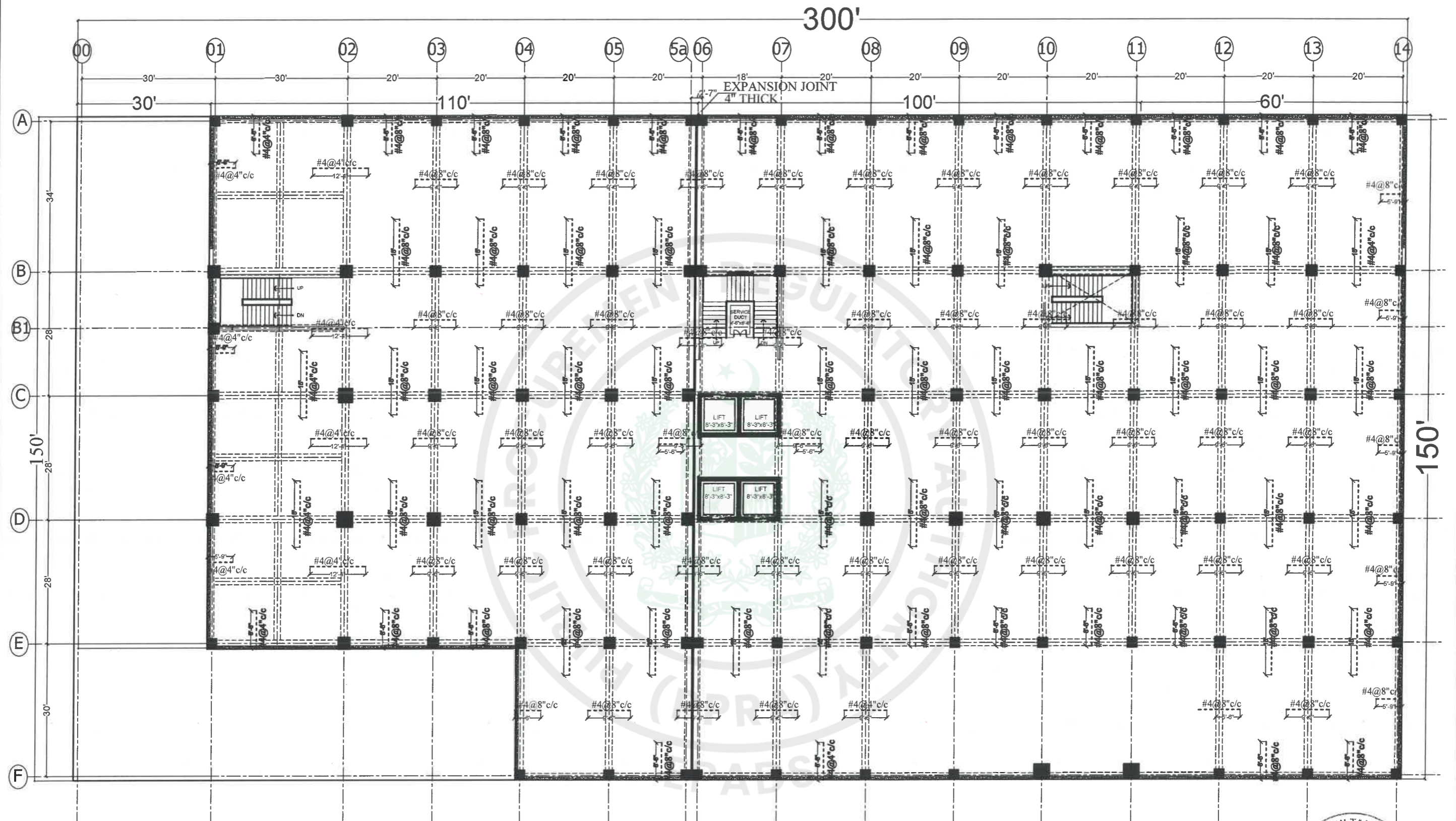


LOWER BASEMENT ROOF SLAB BOTTOM REINFORCEMENT PLAN

TENDER DRAWINGS




	CONSULTANTS DEVELOPMENT CONSULTANCY SERVICES (Pvt) Ltd. Office 27, 2nd Floor, Executive Complex, G-8 Markaz, Islamabad Phone: 051-8736305	EXECUTING AGENCY : D.G (WORKS) CAPITAL DEVELOPMENT AUTHORITY (CDA) CLIENT & SPONSOR: ELECTION COMMISSION OF PAKISTAN PROJECT ADDRESS: H-11/4, ISLAMABAD	PROJECT: CONSTRUCTION OF FEDERAL ELECTION ACADEMY AND OTHER OFFICES OF ELECTION COMMISSION OF PAKISTAN	DWG. TITLE LOWER BASEMENT ROOF SLAB BOTTOM REINFORCEMENT PLAN	<table border="1" style="width: 100%; border-collapse: collapse;"> <thead> <tr> <th>REV. NO.</th> <th>DESCRIPTION</th> <th>DATE</th> <th>SIGN</th> </tr> </thead> <tbody> <tr> <td> </td> <td> </td> <td> </td> <td> </td> </tr> <tr> <td> </td> <td> </td> <td> </td> <td> </td> </tr> <tr> <td> </td> <td> </td> <td> </td> <td> </td> </tr> </tbody> </table>	REV. NO.	DESCRIPTION	DATE	SIGN													<table border="1" style="width: 100%; border-collapse: collapse;"> <tr> <td style="width: 50%;"> DESIGNER: AETAB KHAN DRAWN: ZAMURAD FILE: CHKD: ATHAR SAEED </td> <td style="width: 50%;"> PRINCIPAL ARCHITECT: ATHAR SAEED PROJECT ARCHITECT: SHAHEERA IRFAN SCALE: N.T.S DATE: MARCH, 2026 </td> </tr> <tr> <td colspan="2" style="text-align: center;"> DRAWING NO. S - 05 </td> </tr> <tr> <td colspan="2" style="text-align: right;"> REV. 0 </td> </tr> </table>	DESIGNER: AETAB KHAN DRAWN: ZAMURAD FILE: CHKD: ATHAR SAEED	PRINCIPAL ARCHITECT: ATHAR SAEED PROJECT ARCHITECT: SHAHEERA IRFAN SCALE: N.T.S DATE: MARCH, 2026	DRAWING NO. S - 05		REV. 0	
	REV. NO.	DESCRIPTION	DATE	SIGN																								
DESIGNER: AETAB KHAN DRAWN: ZAMURAD FILE: CHKD: ATHAR SAEED	PRINCIPAL ARCHITECT: ATHAR SAEED PROJECT ARCHITECT: SHAHEERA IRFAN SCALE: N.T.S DATE: MARCH, 2026																											
DRAWING NO. S - 05																												
REV. 0																												
TENDER DRAWING																												



LOWER BASEMENT ROOF SLAB TOP REINFORCEMENT PLAN

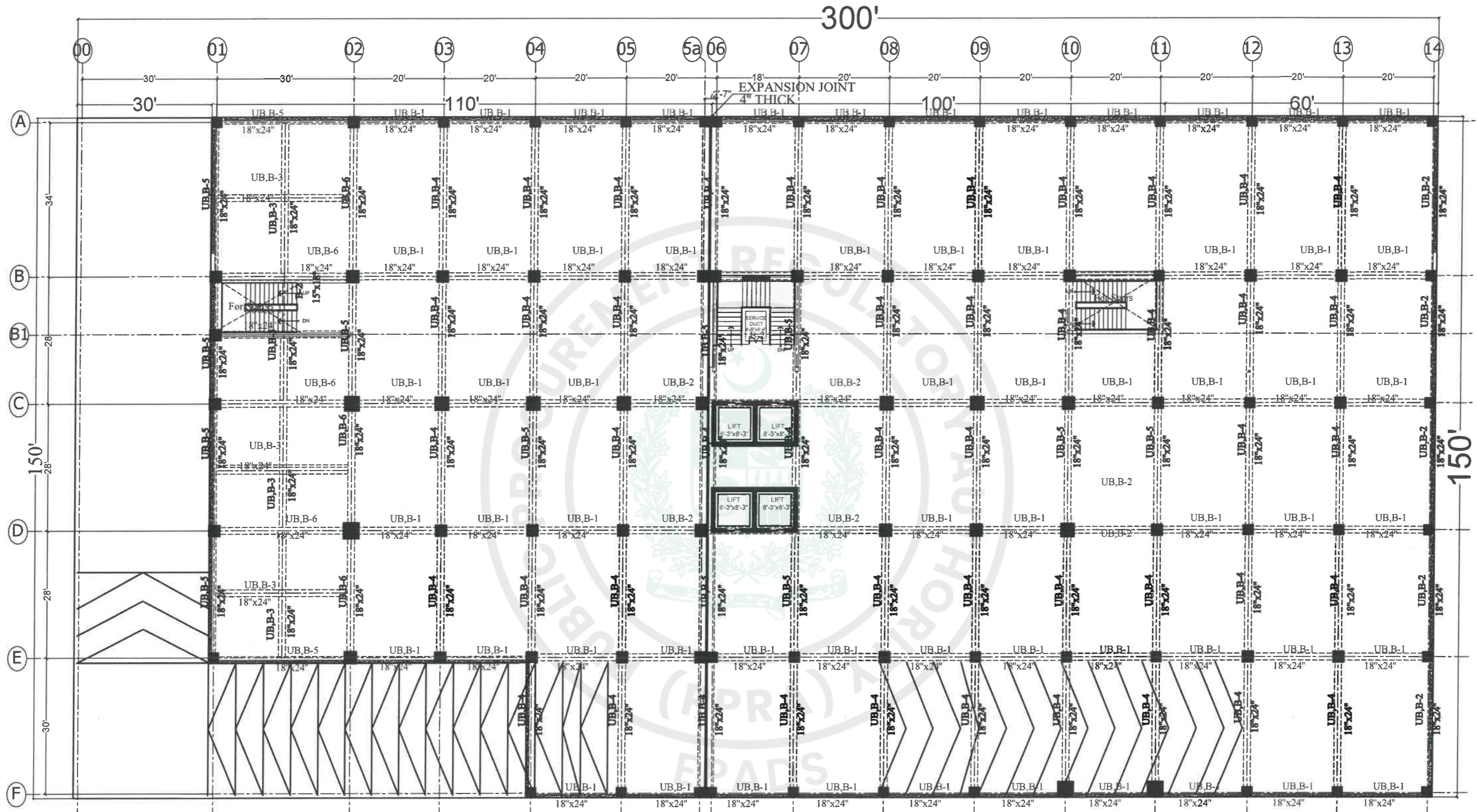
All Slab shall be 6" Thick unless otherwise specified.



TENDER DRAWINGS

TENDER DRAWING

CONSULTANTS DEVELOPMENT CONSULTANCY SERVICES (Pvt) Ltd. Office 27, 2nd Floor, Executive Complex, G-8 Markaz, Islamabad Phone: 051-8736305	EXECUTING AGENCY : D.G (WORKS) CAPITAL DEVELOPMENT AUTHORITY (CDA)	PROJECT: CONSTRUCTION OF FEDERAL ELECTION ACADEMY AND OTHER OFFICES OF ELECTION COMMISSION OF PAKISTAN	DWG. TITLE LOWER BASEMENT ROOF SLAB TOP REINFORCEMENT PLAN	REV. NO. DESCRIPTION DATE SIGN	DESN. AFTAB KHAN DWN. ZAMURAD FILE CKD. ATHAR SAIED	PRINCIPAL ARCHITECT. ATHAR SAIED.	PROJECT ARCHITECT. SHAHEERA IRFAN
	CLIENT & SPONSOR: ELECTION COMMISSION OF PAKISTAN	PROJECT ADDRESS: H-11/4, ISLAMABAD	SCALE N.T.S	DRAWING NO. S - 06	REV.	DATE MARCH. 2025	REV.




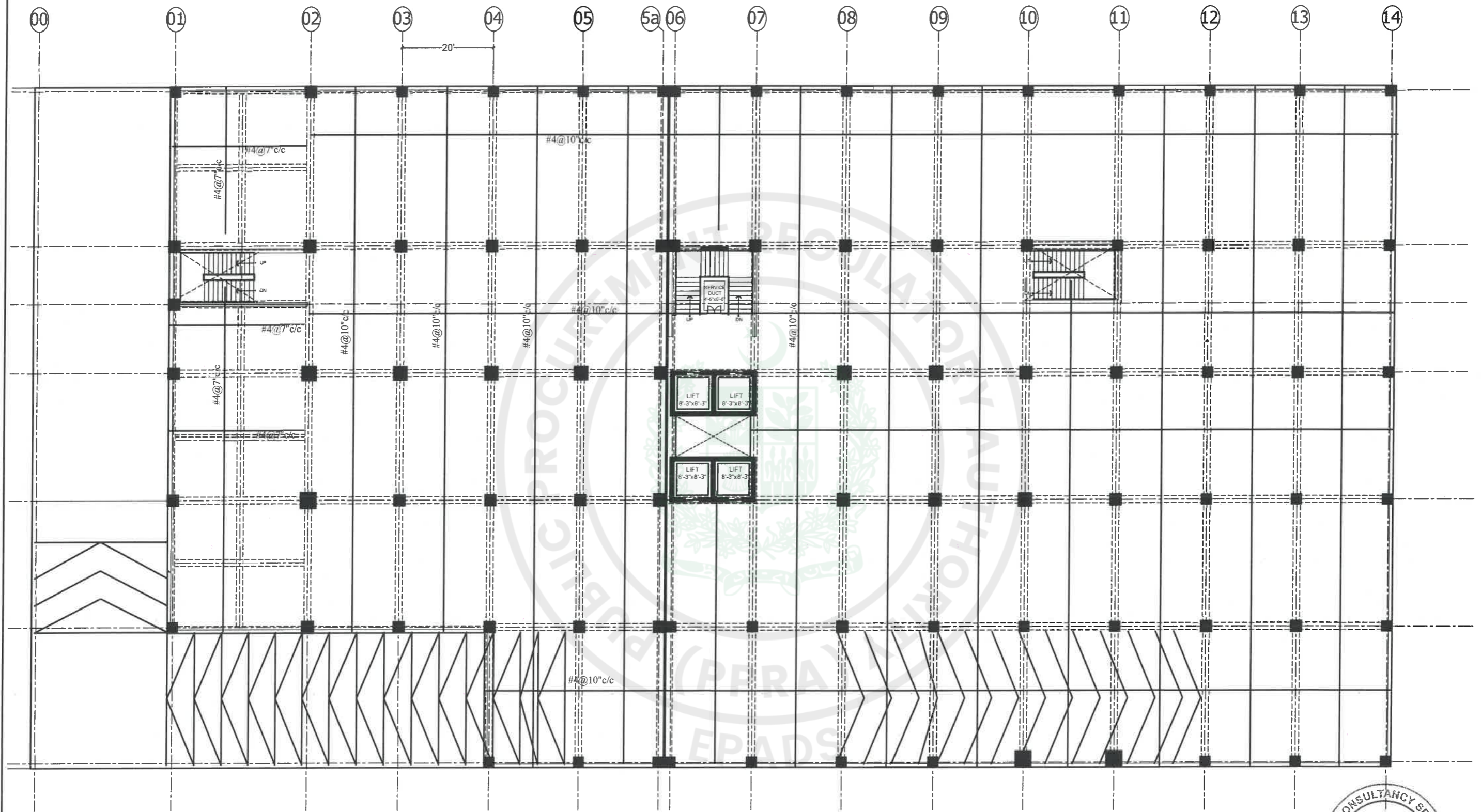
UPPER BASEMENT FLOOR BEAM LAYOUT PLAN


 Engr. M. Aftab Khan
 Structural Engineer
 Licence #
 Civil / 35876

TENDER DRAWINGS

TENDER DRAWING

CONSULTANTS  DEVELOPMENT CONSULTANCY SERVICES (Pvt.) Ltd. Office 27, 2nd Floor, Executive Complex, G-8 Markaz, Islamabad Phone: 051-8736305	EXECUTING AGENCY: D.G (WORKS) CAPITAL DEVELOPMENT AUTHORITY (CDA) CLIENT & SPONSOR: ELECTION COMMISSION OF PAKISTAN PROJECT ADDRESS: H-11/4, ISLAMABAD	PROJECT: CONSTRUCTION OF FEDERAL ELECTION ACADEMY AND OTHER OFFICES OF ELECTION COMMISSION OF PAKISTAN	DWG. TITLE: UPPER BASEMENT BEAM LAYOUT PLAN	<table border="1"> <thead> <tr> <th>REV. NO.</th> <th>DESCRIPTION</th> <th>DATE</th> <th>SIGN</th> </tr> </thead> <tbody> <tr> <td> </td> <td> </td> <td> </td> <td> </td> </tr> <tr> <td> </td> <td> </td> <td> </td> <td> </td> </tr> <tr> <td> </td> <td> </td> <td> </td> <td> </td> </tr> </tbody> </table>	REV. NO.	DESCRIPTION	DATE	SIGN													<table border="1"> <tr> <td>DESIGN: AFTAB KHAN</td> <td>PRINCIPAL ARCHITECT.</td> <td>PROJECT ARCHITECT.</td> </tr> <tr> <td>DRAWN: ZAMURAD</td> <td>ATHAR SAEED</td> <td>SHAHEERA IRFAN</td> </tr> <tr> <td>FILE: </td> <td>SCALE: N.T.S</td> <td>DRAWING NO. S-07</td> </tr> <tr> <td>CHKD: ATHAR SAEED</td> <td>DATE: MARCH, 2026</td> <td>REV. 0</td> </tr> </table>	DESIGN: AFTAB KHAN	PRINCIPAL ARCHITECT.	PROJECT ARCHITECT.	DRAWN: ZAMURAD	ATHAR SAEED	SHAHEERA IRFAN	FILE: 	SCALE: N.T.S	DRAWING NO. S-07	CHKD: ATHAR SAEED	DATE: MARCH, 2026	REV. 0
	REV. NO.	DESCRIPTION	DATE	SIGN																													
DESIGN: AFTAB KHAN	PRINCIPAL ARCHITECT.	PROJECT ARCHITECT.																															
DRAWN: ZAMURAD	ATHAR SAEED	SHAHEERA IRFAN																															
FILE: 	SCALE: N.T.S	DRAWING NO. S-07																															
CHKD: ATHAR SAEED	DATE: MARCH, 2026	REV. 0																															
DEVELOPMENT CONSULTANCY SERVICES (Pvt.) Ltd. Engr. M. Aftab Khan Structural Engineer Licence # Civil / 35876			TENDER DRAWING																														




UPPER BASEMENT ROOF SLAB BOTTOM REINFORCEMENT PLAN

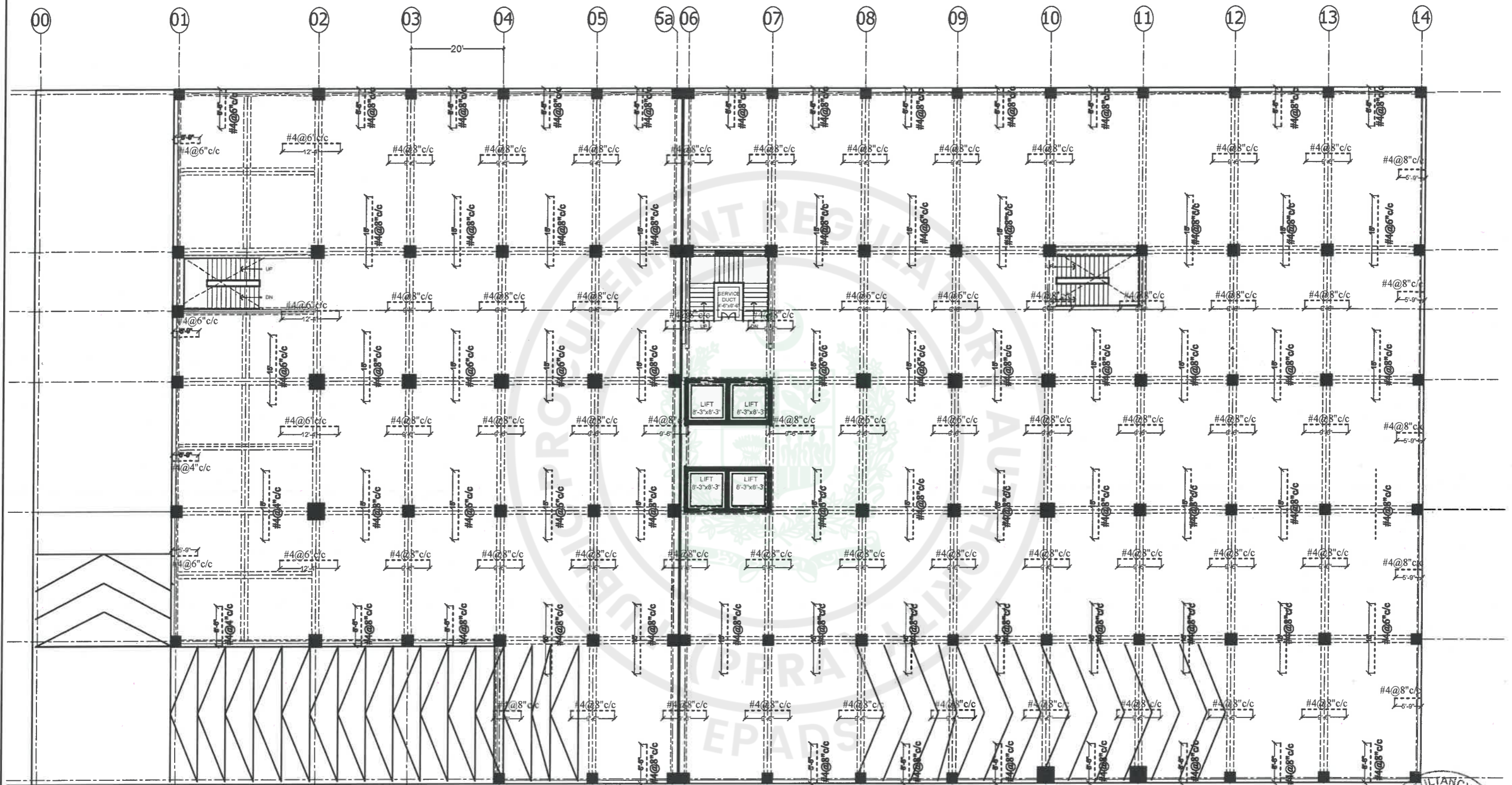
All Slab shall be 6" Thick unless otherwise specified.



TENDER DRAWINGS

TENDER DRAWING

CONSULTANTS  DEVELOPMENT CONSULTANCY SERVICES (Pvt) Ltd. Office 27, 2nd Floor, Executive Complex, G-8 Markaz, Islamabad Phone: 051-8736305	EXECUTING AGENCY: D.G (WORKS) CAPITAL DEVELOPMENT AUTHORITY (CDA) CLIENT & SPONSOR: ELECTION COMMISSION OF PAKISTAN PROJECT ADDRESS: H-11/4, ISLAMABAD	PROJECT: CONSTRUCTION OF FEDERAL ELECTION ACADEMY AND OTHER OFFICES OF ELECTION COMMISSION OF PAKISTAN	DWG. TITLE: UPPER BASEMENT ROOF SLAB BOTTOM REINFORCEMENT PLAN	<table border="1"> <thead> <tr> <th>REV. NO.</th> <th>DESCRIPTION</th> <th>DATE</th> <th>SIGN</th> </tr> </thead> <tbody> <tr> <td> </td> <td> </td> <td> </td> <td> </td> </tr> <tr> <td> </td> <td> </td> <td> </td> <td> </td> </tr> <tr> <td> </td> <td> </td> <td> </td> <td> </td> </tr> </tbody> </table>	REV. NO.	DESCRIPTION	DATE	SIGN													<table border="1"> <tr> <td>DESIGNER: AETAB KHAN</td> <td>PRINCIPAL ARCHITECT: ATHAR SAEED</td> <td>PROJECT ARCHITECT: SHAHEERA IRFAN</td> </tr> <tr> <td>DRAWN: ZAMURAD</td> <td>SCALE: N.T.S</td> <td>DRAWING NO.: S - 08</td> </tr> <tr> <td>FILE: </td> <td>DATE: MARCH, 2026</td> <td>REV.: 0</td> </tr> <tr> <td>CHKD.: ATHAR SAEED</td> <td> </td> <td> </td> </tr> </table>	DESIGNER: AETAB KHAN	PRINCIPAL ARCHITECT: ATHAR SAEED	PROJECT ARCHITECT: SHAHEERA IRFAN	DRAWN: ZAMURAD	SCALE: N.T.S	DRAWING NO.: S - 08	FILE: 	DATE: MARCH, 2026	REV.: 0	CHKD.: ATHAR SAEED		
	REV. NO.	DESCRIPTION	DATE	SIGN																													
DESIGNER: AETAB KHAN	PRINCIPAL ARCHITECT: ATHAR SAEED	PROJECT ARCHITECT: SHAHEERA IRFAN																															
DRAWN: ZAMURAD	SCALE: N.T.S	DRAWING NO.: S - 08																															
FILE: 	DATE: MARCH, 2026	REV.: 0																															
CHKD.: ATHAR SAEED																																	




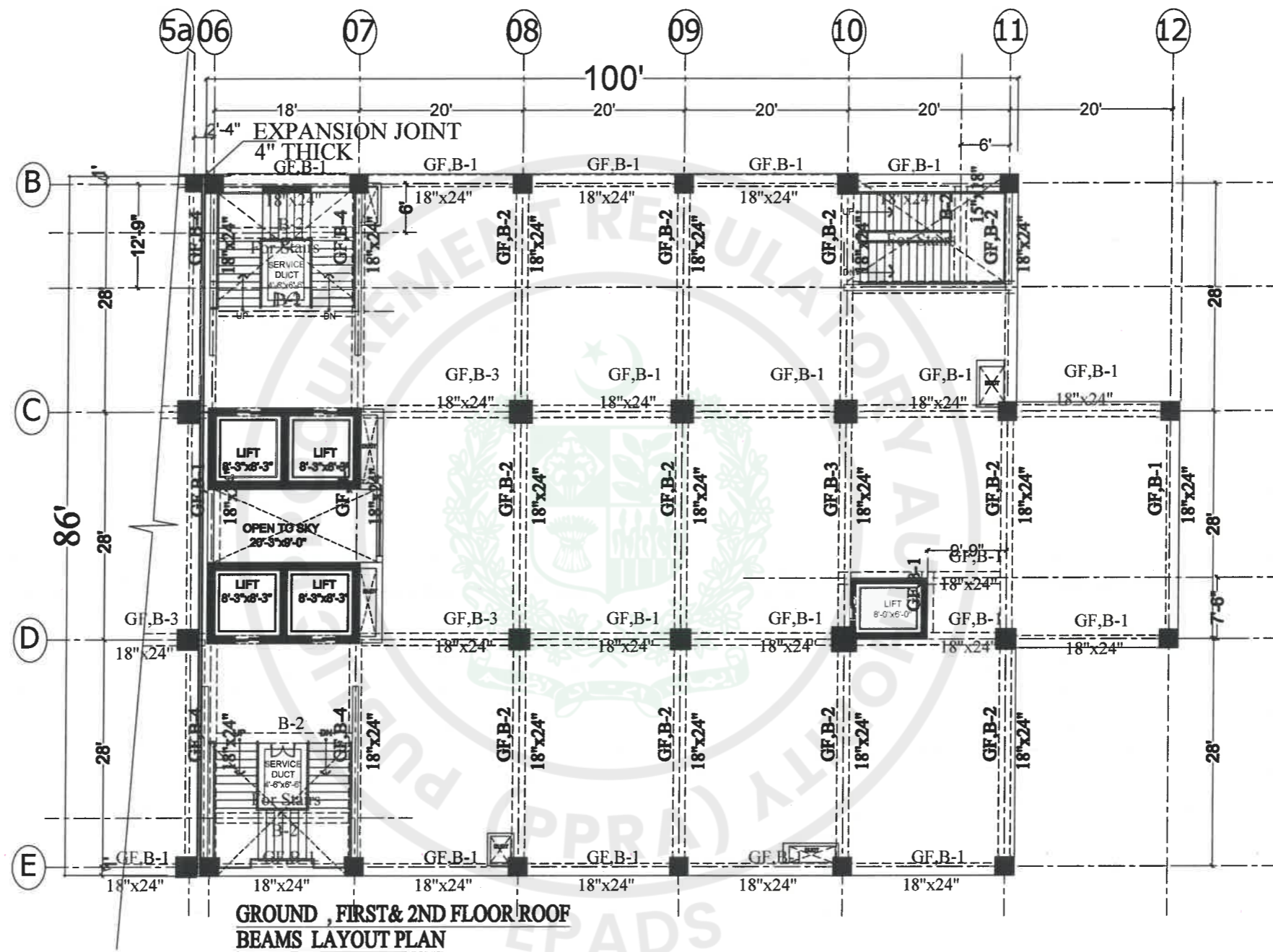
UPPER BASEMENT ROOF SLAB TOP REINFORCEMENT PLAN

All Slab shall be 6" Thick unless otherwise specified.

TENDER DRAWINGS



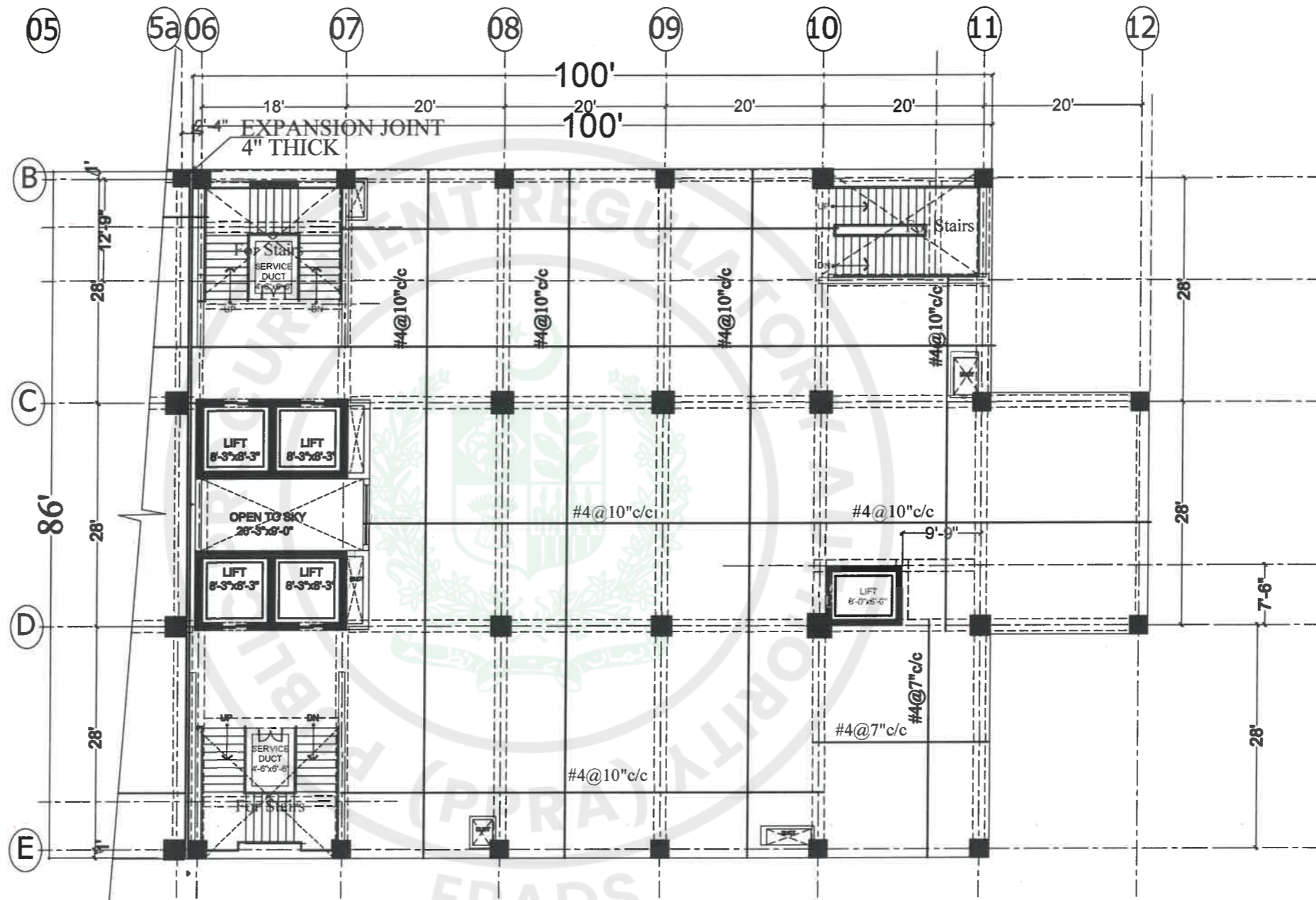
CONSULTANTS  DEVELOPMENT CONSULTANCY SERVICES (Pvt) Ltd. Office 27, 2nd Floor, Executive Complex, G-8 Markaz, Islamabad Phone: 051-8736305	EXECUTING AGENCY: D.G (WORKS) CAPITAL DEVELOPMENT AUTHORITY (CDA) CLIENT & SPONSOR: ELECTION COMMISSION OF PAKISTAN PROJECT ADDRESS: H-11/4, ISLAMABAD	PROJECT: CONSTRUCTION OF FEDERAL ELECTION ACADEMY AND OTHER OFFICES OF ELECTION COMMISSION OF PAKISTAN	DWG. TITLE: UPPER BASEMENT ROOF SLAB TOP REINFORCEMENT PLAN	REV. NO. DESCRIPTION DATE SIGN	DESN. AETAB KHAN DWN. ZAMURAD FILE CKD. ATHAR SAEED	PRINCIPAL ARCHITECT. ATHAR SAEED PROJECT ARCHITECT. SHAHEERA IRFAN	SCALE N.T.S DATE MARSHL 2025	DRAWING NO. S - 09	REV. 0
	TENDER DRAWING								



TENDER DRAWINGS

TENDER DRAWING

CONSULTANTS  DEVELOPMENT CONSULTANCY SERVICES (Pvt.) Ltd. Office 27, 2nd Floor, Executive Complex, G-8 Markaz, Islamabad Phone: 051-8736305	EXECUTING AGENCY : D.G (WORKS) CAPITAL DEVELOPMENT AUTHORITY (CDA) CLIENT & SPONSOR: ELECTION COMMISSION OF PAKISTAN PROJECT ADDRESS: H-11/4, ISLAMABAD	PROJECT: CONSTRUCTION OF FEDERAL ELECTION ACADEMY AND OTHER OFFICES OF ELECTION COMMISSION OF PAKISTAN	DWG. TITLE: GROUND FLOOR ROOF BEAM LAYOUT PLAN	REV. NO.	DESCRIPTION	DATE	SIGN.	DESN. AFTAB KHAN	PRINCIPAL ARCHITECT.	PROJECT ARCHITECT.	
								DWN. ZAMURAD	ATHAR SAEED	SHAHEERA IRFAN	
								SCALE: N.T.S	DRAWING NO.		REV.
								DATE: 16/03/2026	S - 10		0




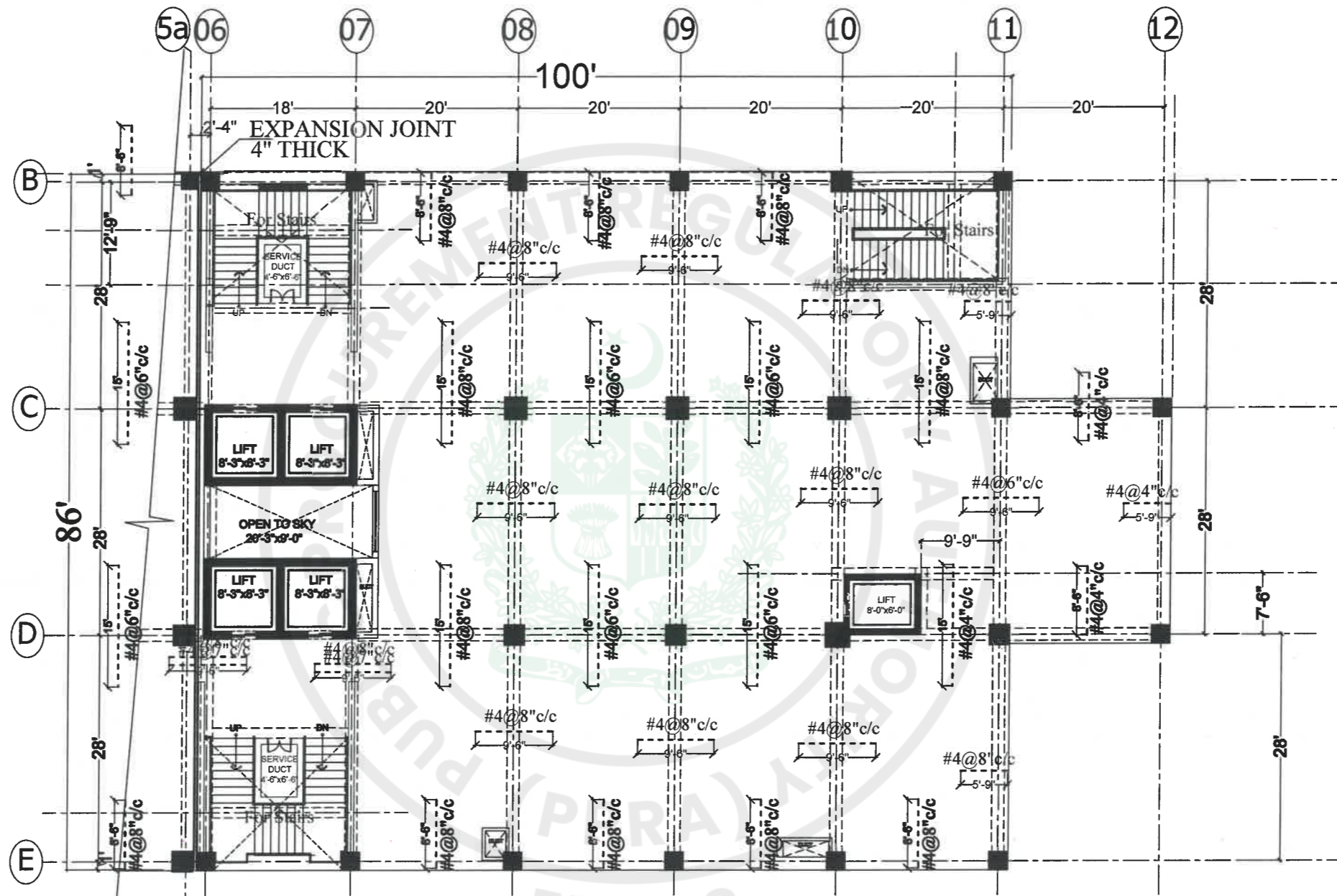
**GROUND, FIRST, 2ND FLOOR ROOF SLAB
BOTTOM REINFORCEMENT PLAN**

All Slab shall be 7" Thick unless otherwise specified.



TENDER DRAWINGS

CONSULTANTS  DEVELOPMENT CONSULTANCY SERVICES (Pvt) Ltd. Office 27, 2nd Floor, Executive Complex, G-8 Markaz, Islamabad Phone: 051-8736305	EXECUTING AGENCY : D.G (WORKS) CAPITAL DEVELOPMENT AUTHORITY (CDA) CLIENT & SPONSOR: ELECTION COMMISSION OF PAKISTAN PROJECT ADDRESS: H-11/4, ISLAMABAD	PROJECT: CONSTRUCTION OF FEDERAL ELECTION ACADEMY AND OTHER OFFICES OF ELECTION COMMISSION OF PAKISTAN	DWG. TITLE GROUND FLOOR ROOF SLAB BOTTOM REINFORCEMENT PLAN	<table border="1"> <thead> <tr> <th>REV. NO.</th> <th>DESCRIPTION</th> <th>DATE</th> <th>SIGN</th> </tr> </thead> <tbody> <tr> <td> </td> <td> </td> <td> </td> <td> </td> </tr> <tr> <td> </td> <td> </td> <td> </td> <td> </td> </tr> <tr> <td> </td> <td> </td> <td> </td> <td> </td> </tr> </tbody> </table>	REV. NO.	DESCRIPTION	DATE	SIGN													DESN. AETAB KHAN DWN. ZAMURAD FILE CKD. ATHAR SAEED	PRINCIPAL ARCHITECT. ATHAR SAEED PROJECT ARCHITECT. SHAHEERA IRFAN SCALE N.T.S DATE MARSH 2026	DRAWING NO. S - 11 REV. 0
	REV. NO.	DESCRIPTION	DATE	SIGN																			
TENDER DRAWING																							



**GROUND, FIRST & 2ND FLOOR ROOF SLAB
TOP REINFORCEMENT PLAN**

All Slab shall be 7" Thick unless otherwise specified.



TENDER DRAWINGS

TENDER DRAWING

CONSULTANTS

DEVELOPMENT CONSULTANCY SERVICES (Pvt) Ltd.
 Office 27, 2nd Floor, Executive Complex,
 G-8 Markaz, Islamabad
 Phone: 051-8736305

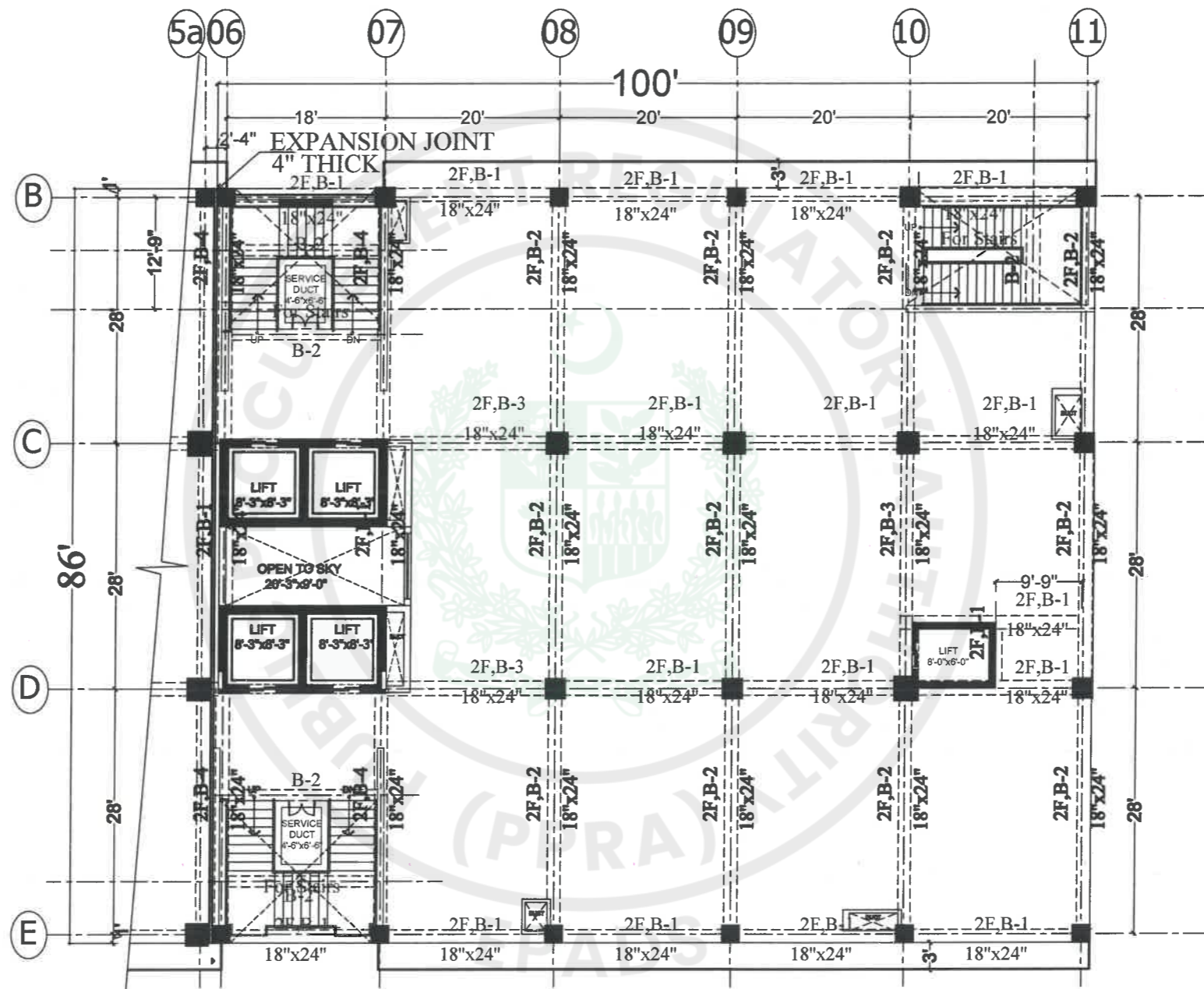
EXECUTING AGENCY:
**D.G (WORKS) CAPITAL
 DEVELOPMENT AUTHORITY (CDA)**
 CLIENT & SPONSOR:
ELECTION COMMISSION OF PAKISTAN
 PROJECT ADDRESS:
 H-11/4, ISLAMABAD

PROJECT:
**CONSTRUCTION OF
 FEDERAL ELECTION ACADEMY
 AND OTHER OFFICES OF
 ELECTION COMMISSION OF PAKISTAN**

DWG. TITLE
**GROUND FLOOR ROOF SLAB
 TOP REINFORCEMENT PLAN**

REV. NO.	DESCRIPTION	DATE	SIGN	DESIGNER	DATE	SCALE	DATE
				ATHAR SAEED		N.T.S	MARCH 2026

DESIGNER: ATHAR SAEED	PRINCIPAL ARCHITECT: ATHAR SAEED	PROJECT ARCHITECT: SHAHEERA IRFAN
DRAWN: ZAMURAD	DRAWING NO. S - 12	
FILE: _____	DATE: _____	REV. 0
CHKD: ATHAR SAEED	DATE: MARCH 2026	



TYPICAL FLOOR ROOF BEAMS LAYOUT PLAN (3RD FLOOR TO 5 TH FLOOR)



TENDER DRAWINGS

TENDER DRAWING

CONSULTANTS
DEVELOPMENT CONSULTANCY SERVICES (Pvt) Ltd.
 Office 27, 2nd Floor, Executive Complex,
 G-8 Markaz, Islamabad
 Phone: 051-8736305

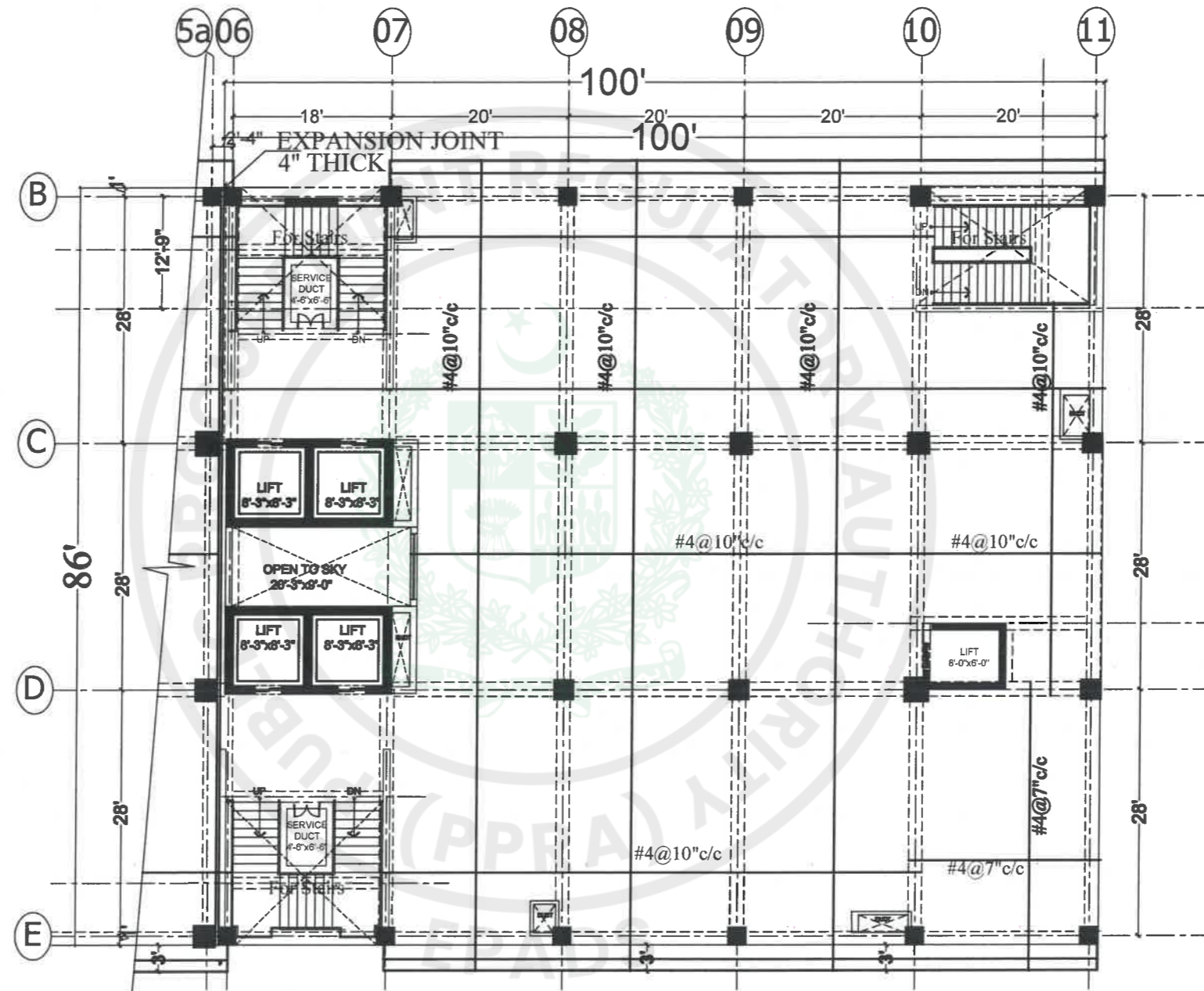
EXECUTING AGENCY :
D.G (WORKS) CAPITAL DEVELOPMENT AUTHORITY (CDA)
 CLIENT & SPONSOR:
ELECTION COMMISSION OF PAKISTAN
 PROJECT ADDRESS:
 H-11/4, ISLAMABAD

PROJECT:
CONSTRUCTION OF FEDERAL ELECTION ACADEMY AND OTHER OFFICES OF ELECTION COMMISSION OF PAKISTAN

DWG. TITLE

REV. NO.	DESCRIPTION	DATE	SIGN

DESIGNER: AFTAB KHAN	PRINCIPAL ARCHITECT: ATHAR SAEED	PROJECT ARCHITECT: SHAHEERA IRFAN
DRAWN: ZAMURAD	SCALE: N.T.S	DRAWING NO.: S - 13
FILE: 	DATE: MARCH, 2026	REV.: 0
CHKD: ATHAR SAEED		



**TYPICAL FLOOR ROOF SLAB (3RD TO 5 TH FLOOR)
BOTTOM REINFORCEMENT PLAN**

All Slab shall be 7" Thick unless otherwise specified.



(Handwritten signature)

TENDER DRAWINGS

TENDER DRAWING

CONSULTANTS

DEVELOPMENT CONSULTANCY SERVICES (Pvt) Ltd.
 Office 27, 2nd Floor, Executive Complex,
 G-8 Markaz, Islamabad
 Phone: 051-8736305

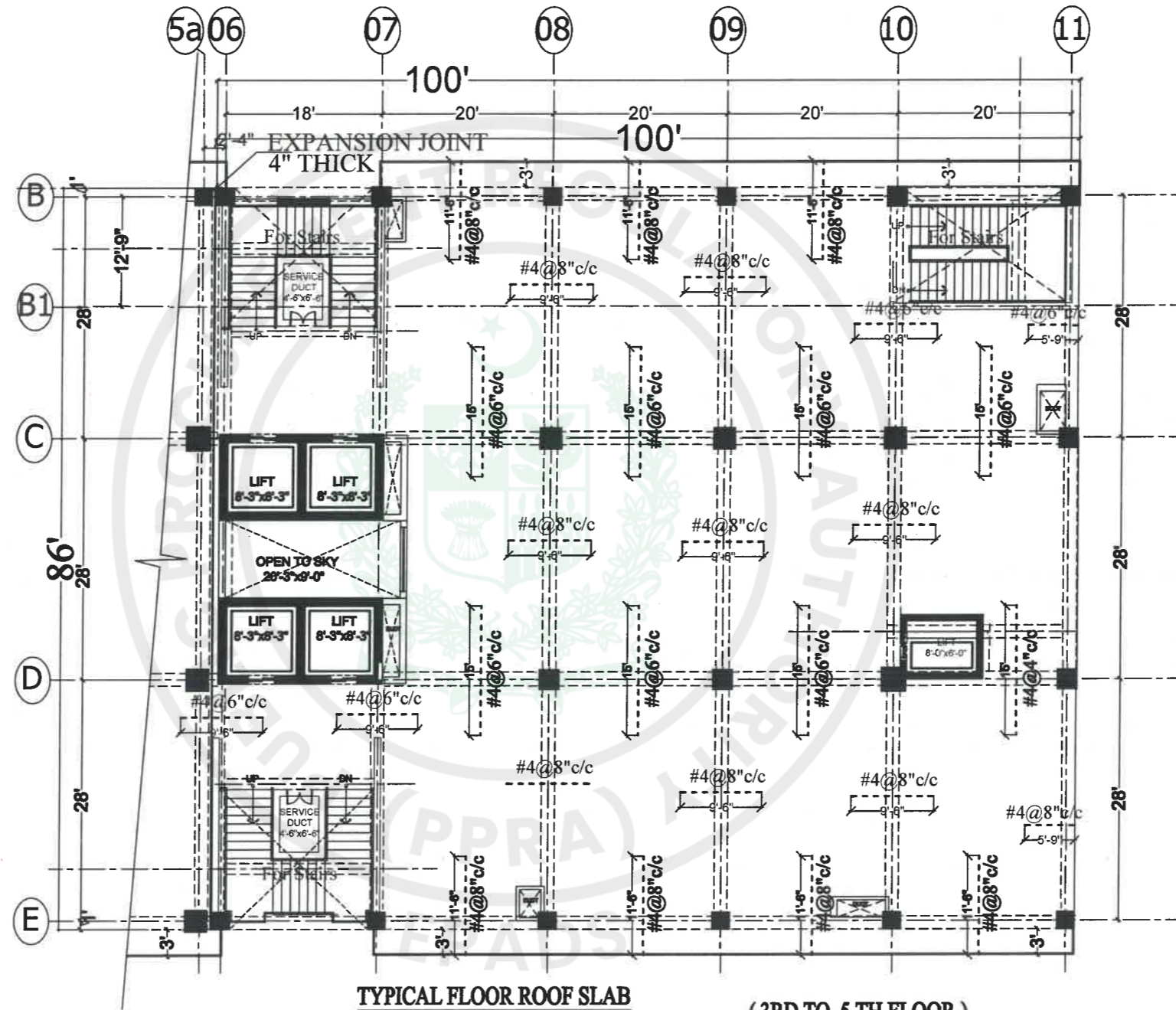
EXECUTING AGENCY:
**D.G (WORKS) CAPITAL
 DEVELOPMENT AUTHORITY (CDA)**
 CLIENT & SPONSOR:
ELECTION COMMISSION OF PAKISTAN
 PROJECT ADDRESS:
 H-11/4, ISLAMABAD

PROJECT:
**CONSTRUCTION OF
 FEDERAL ELECTION ACADEMY
 AND OTHER OFFICES OF
 ELECTION COMMISSION OF PAKISTAN**

DWG. TITLE
**TYPICAL FLOOR ROOF SLAB
 BOTTOM REINFORCEMENT PLAN**

REV. NO.	DESCRIPTION	DATE	SIGN.

DESIGNER: AETAB KHAN	PRINCIPAL ARCHITECT: ATHAR SAEED	PROJECT ARCHITECT: SHAHEERA IRFAN
DRAWN: ZAMURAD	SCALE: N.T.S	DRAWING NO. S - 14
FILE: 	DATE: MARCH, 2026	REV. 0
CHKD: ATHAR SAEED		



**TYPICAL FLOOR ROOF SLAB
TOP REINFORCEMENT PLAN (3RD TO 5 TH FLOOR)**

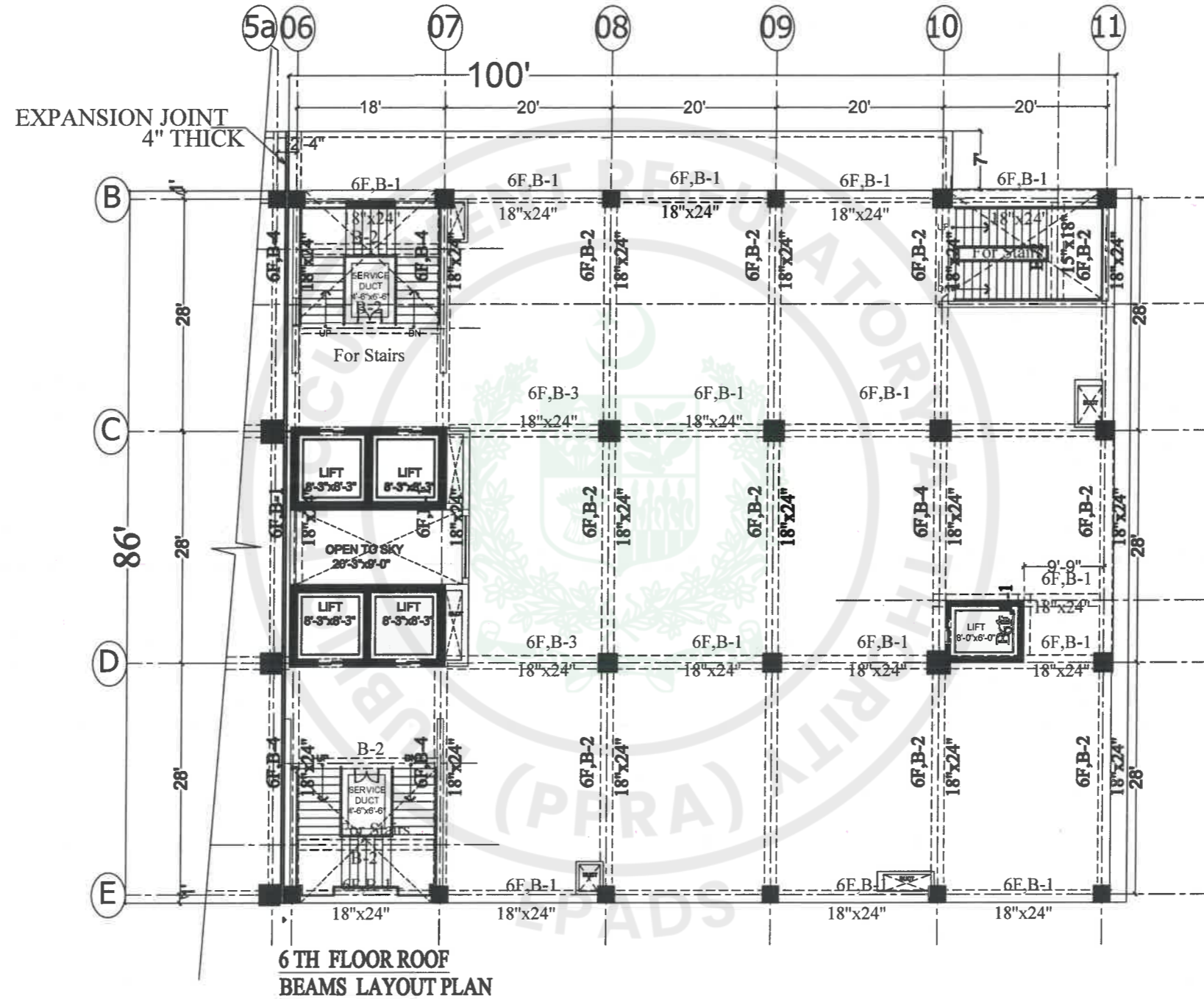
All Slab shall be 7" Thick unless otherwise specified.



TENDER DRAWINGS

TENDER DRAWING

CONSULTANTS  DEVELOPMENT CONSULTANCY SERVICES (Pvt) Ltd. Office 27, 2nd Floor, Executive Complex, G-8 Markaz, Islamabad Phone: 051-8736305	EXECUTING AGENCY: D.G (WORKS) CAPITAL DEVELOPMENT AUTHORITY (CDA)	PROJECT: CONSTRUCTION OF FEDERAL ELECTION ACADEMY AND OTHER OFFICES OF ELECTION COMMISSION OF PAKISTAN	DWG. TITLE: TYPICAL FLOOR ROOF SLAB TOP REINFORCEMENT PLAN	<table border="1"> <thead> <tr> <th>REV. NO.</th> <th>DESCRIPTION</th> <th>DATE</th> <th>SIGN</th> </tr> </thead> <tbody> <tr> <td> </td> <td> </td> <td> </td> <td> </td> </tr> <tr> <td> </td> <td> </td> <td> </td> <td> </td> </tr> <tr> <td> </td> <td> </td> <td> </td> <td> </td> </tr> </tbody> </table>	REV. NO.	DESCRIPTION	DATE	SIGN													<table border="1"> <tr> <td>DESIGNER: AFTAB KHAN</td> <td>PRINCIPAL ARCHITECT:</td> <td>PROJECT ARCHITECT:</td> </tr> <tr> <td>DRAWN: ZAMURAD</td> <td>ATHAR SAEED</td> <td>SHAHEERA IRFAN</td> </tr> <tr> <td>FILE: _____</td> <td>SCALE: N.T.S</td> <td>DRAWING NO. S - 15</td> </tr> <tr> <td>CHKD: ATHAR SAEED</td> <td>DATE: MARSH. 2026</td> <td>REV. 0</td> </tr> </table>	DESIGNER: AFTAB KHAN	PRINCIPAL ARCHITECT:	PROJECT ARCHITECT:	DRAWN: ZAMURAD	ATHAR SAEED	SHAHEERA IRFAN	FILE: _____	SCALE: N.T.S	DRAWING NO. S - 15	CHKD: ATHAR SAEED	DATE: MARSH. 2026	REV. 0
	REV. NO.	DESCRIPTION	DATE	SIGN																													
DESIGNER: AFTAB KHAN	PRINCIPAL ARCHITECT:	PROJECT ARCHITECT:																															
DRAWN: ZAMURAD	ATHAR SAEED	SHAHEERA IRFAN																															
FILE: _____	SCALE: N.T.S	DRAWING NO. S - 15																															
CHKD: ATHAR SAEED	DATE: MARSH. 2026	REV. 0																															
CLIENT & SPONSOR: ELECTION COMMISSION OF PAKISTAN		PROJECT ADDRESS: H-11/4, ISLAMABAD																															



TENDER DRAWINGS

TENDER DRAWING

CONSULTANTS
DEVELOPMENT CONSULTANCY SERVICES (Pvt) Ltd.
 Office 27, 2nd Floor, Executive Complex,
 G-8 Markaz, Islamabad
 Phone: 081-8736305

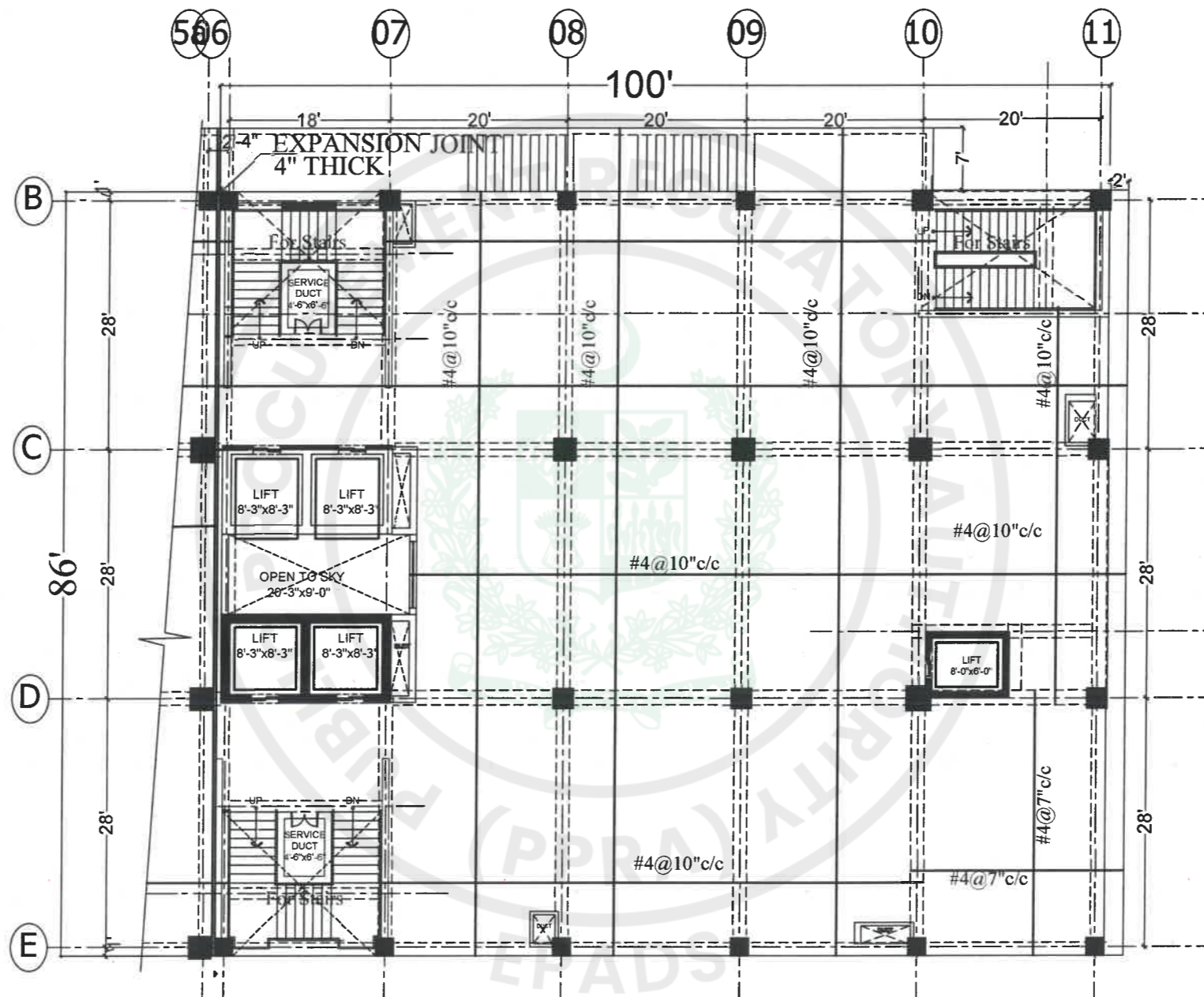
EXECUTING AGENCY:
D.G (WORKS) CAPITAL DEVELOPMENT AUTHORITY (CDA)
 CLIENT & SPONSOR:
ELECTION COMMISSION OF PAKISTAN
 PROJECT ADDRESS:
 H-11/4, ISLAMABAD

PROJECT:
CONSTRUCTION OF FEDERAL ELECTION ACADEMY AND OTHER OFFICES OF ELECTION COMMISSION OF PAKISTAN

DWG. TITLE
6TH FLOOR BEAM LAYOUT PLAN

REV. NO.	DESCRIPTION	DATE	SIGN.

DESIGNER: AETAB KHAN	PRINCIPAL ARCHITECT: ATHAR SAEED	PROJECT ARCHITECT: SHAHEERA IRFAN
DRAWN: ZAMURAD	SCALE: N.T.S	DRAWING NO. S - 16
FILE: _____	DATE: 25/08/2026	REV. 0
CHKD: ATHAR SAEED		



**6 TH FLOOR ROOF SLAB
BOTTOM REINFORCEMENT PLAN**

All Slab shall be 7" Thick unless otherwise specified.



TENDER DRAWING

CONSULTANTS
DEVELOPMENT CONSULTANCY SERVICES (Pvt) Ltd.
 Office 27, 2nd Floor, Executive Complex,
 G-8 Markaz, Islamabad
 Phone: 051-8736305

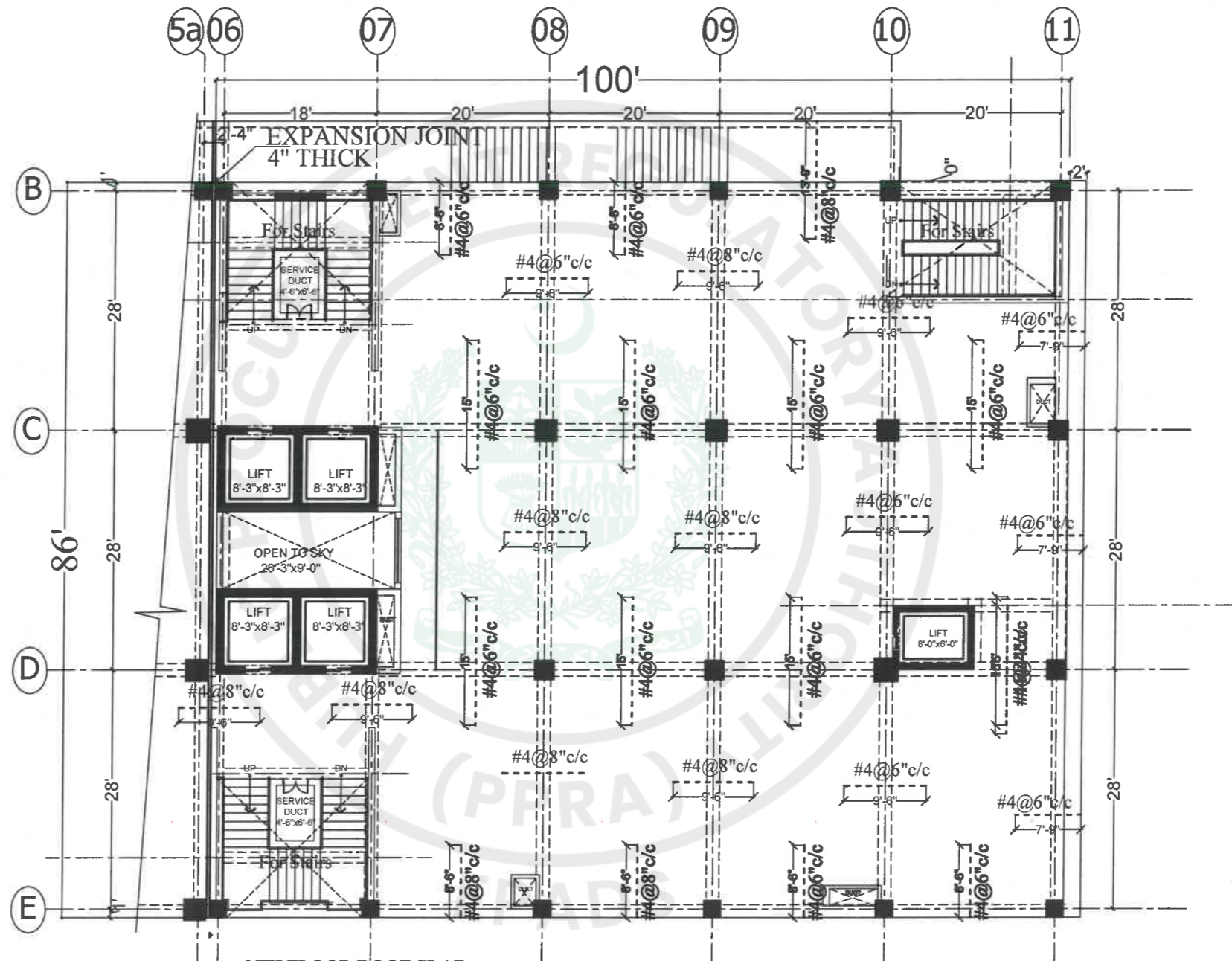
EXECUTING AGENCY :
 D.G (WORKS) CAPITAL
 DEVELOPMENT AUTHORITY (CDA)
CLIENT & SPONSOR:
 ELECTION COMMISSION OF PAKISTAN
PROJECT ADDRESS:
 H-11/4, ISLAMABAD

PROJECT:
 CONSTRUCTION OF
 FEDERAL ELECTION ACADEMY
 AND OTHER OFFICES OF
 ELECTION COMMISSION OF PAKISTAN

DWG. TITLE
 6TH FLOOR ROOF
 BOTTOM REINFORCEMENT PLAN

REV. NO.	DESCRIPTION	DATE	SIGN

DESIGNER: AETAB KHAN	PRINCIPAL ARCHITECT: ATHAR SAEED	PROJECT ARCHITECT: SHAHEERA IRFAN
DRAWN: ZAMURAD	SCALE: N.T.S	DRAWING NO. S - 17
FILE: _____	DATE: MARCH, 2023	REV: 0
CKD: ATHAR SAEED		



**6 TH FLOOR ROOF SLAB
TOP REINFORCEMENT PLAN**

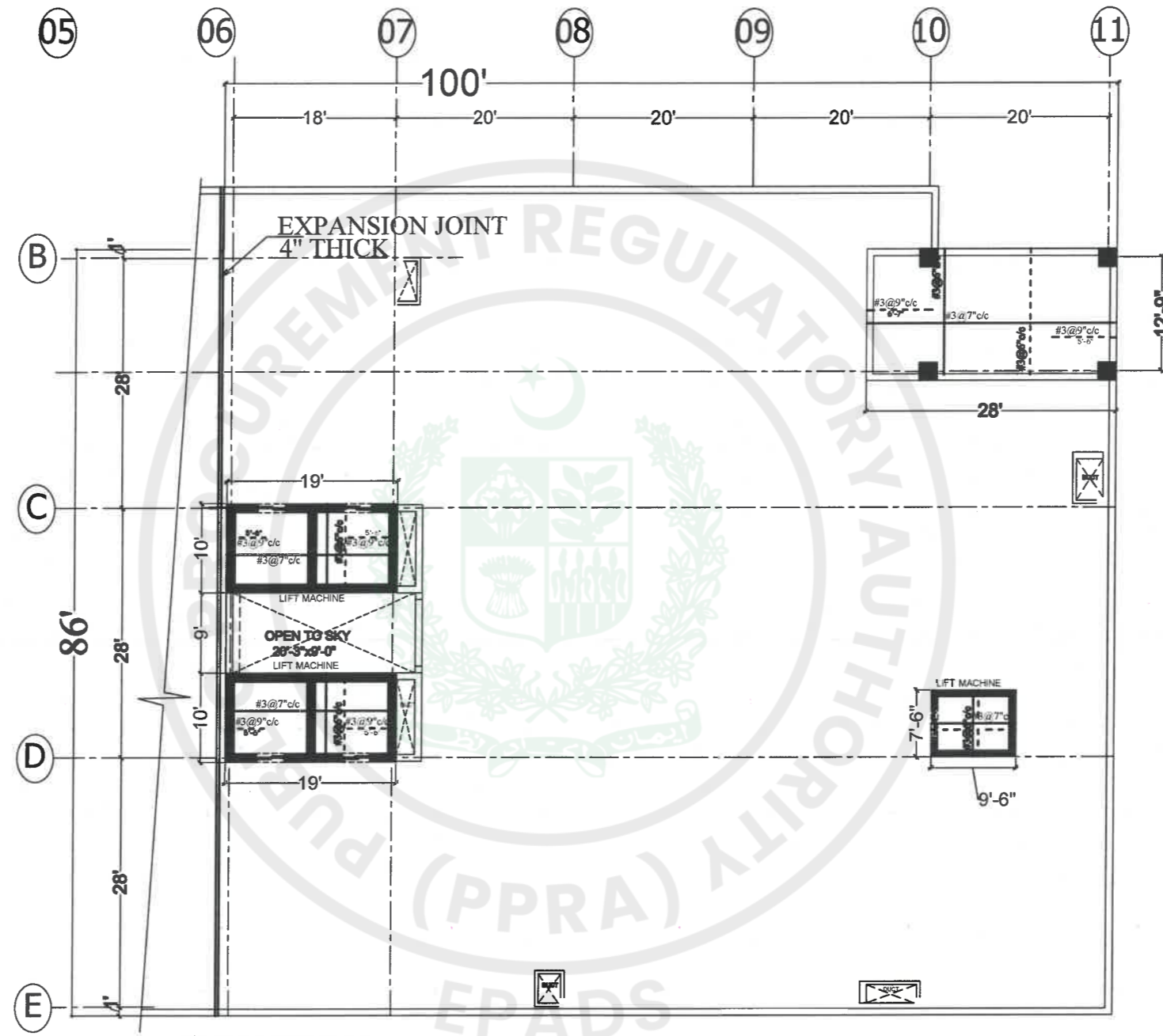
All Slab shall be 7" Thick unless otherwise specified.



TENDER DRAWINGS

TENDER DRAWING

CONSULTANTS  DEVELOPMENT CONSULTANCY SERVICES (Pvt.) Ltd. Office 27, 2nd Floor, Executive Complex, G-8 Markaz, Islamabad Phone: 051-8736305	EXECUTING AGENCY : D.G (WORKS) CAPITAL DEVELOPMENT AUTHORITY (CDA) CLIENT & SPONSOR: ELECTION COMMISSION OF PAKISTAN PROJECT ADDRESS: H-11/4, ISLAMABAD	PROJECT: CONSTRUCTION OF FEDERAL ELECTION ACADEMY AND OTHER OFFICES OF ELECTION COMMISSION OF PAKISTAN	DWG. TITLE 6TH FLOOR ROOF TOP REINFORCEMENT PLAN	REV. NO. _____	DESCRIPTION _____	DATE _____	SIGN _____	DESIGNER: AETAB KHAN DRAWN: ZAMURAD FILE: _____ CHKD: ATHAR SAEED	PRINCIPAL ARCHITECT: ATHAR SAEED	PROJECT ARCHITECT: SHAHEERA IRFAN	SCALE: N.T.S	DRAWING NO. S - 18	REV. 0
				DATE: MARCH, 2025	DATE: MARCH, 2025								




MUMTY ROOF SLAB

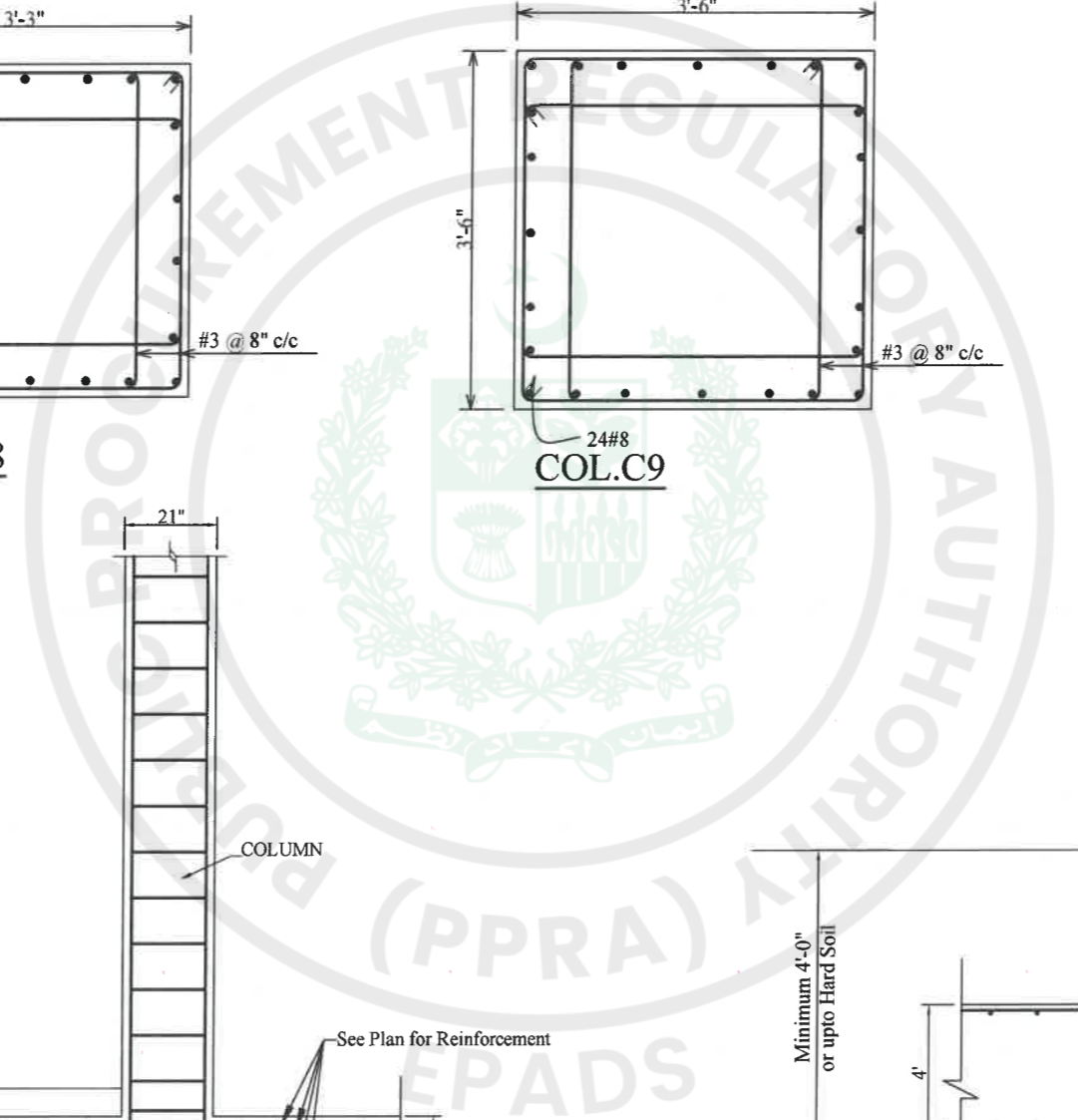
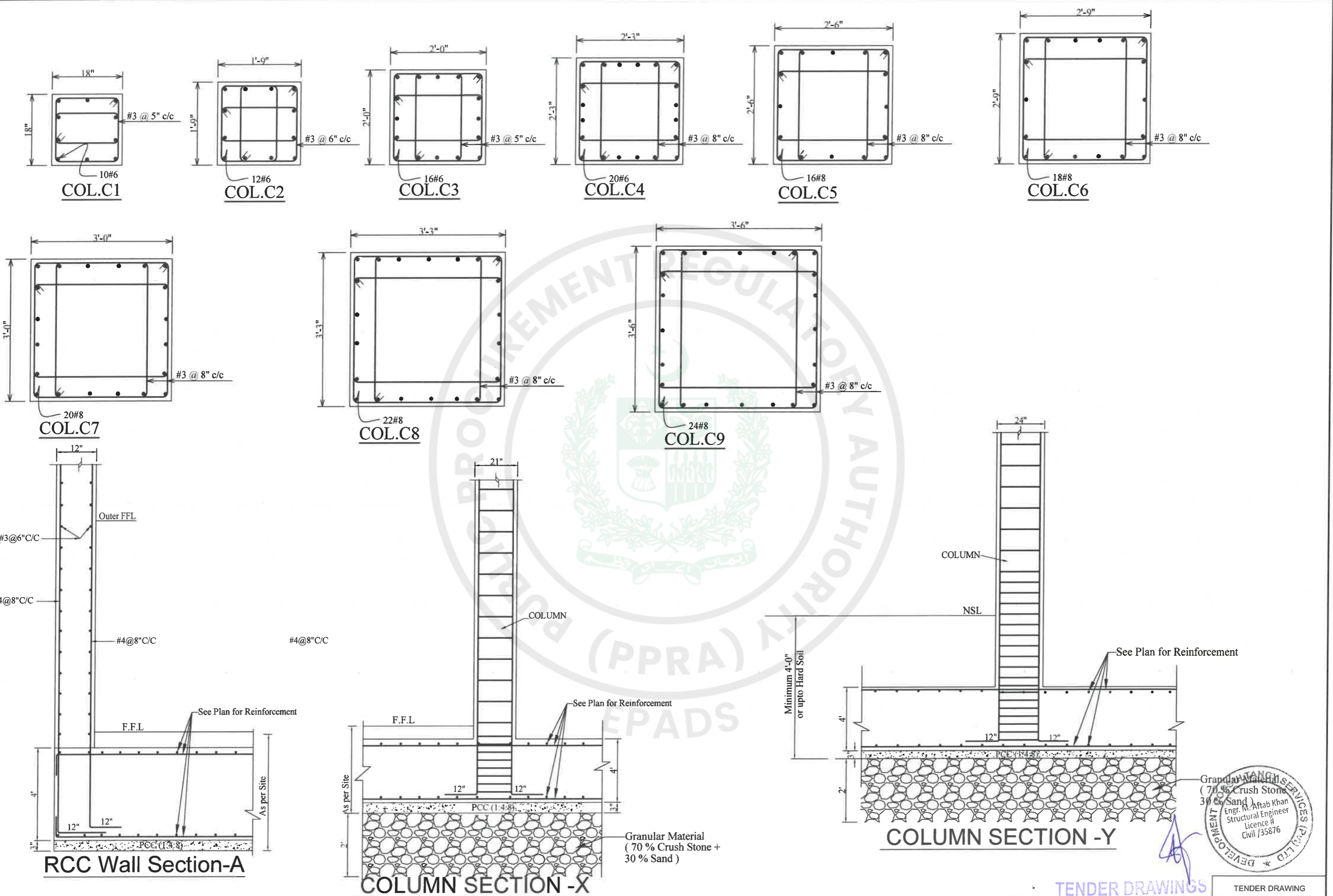
All Slab shall be 6" Thick unless otherwise specified.




TENDER DRAWINGS

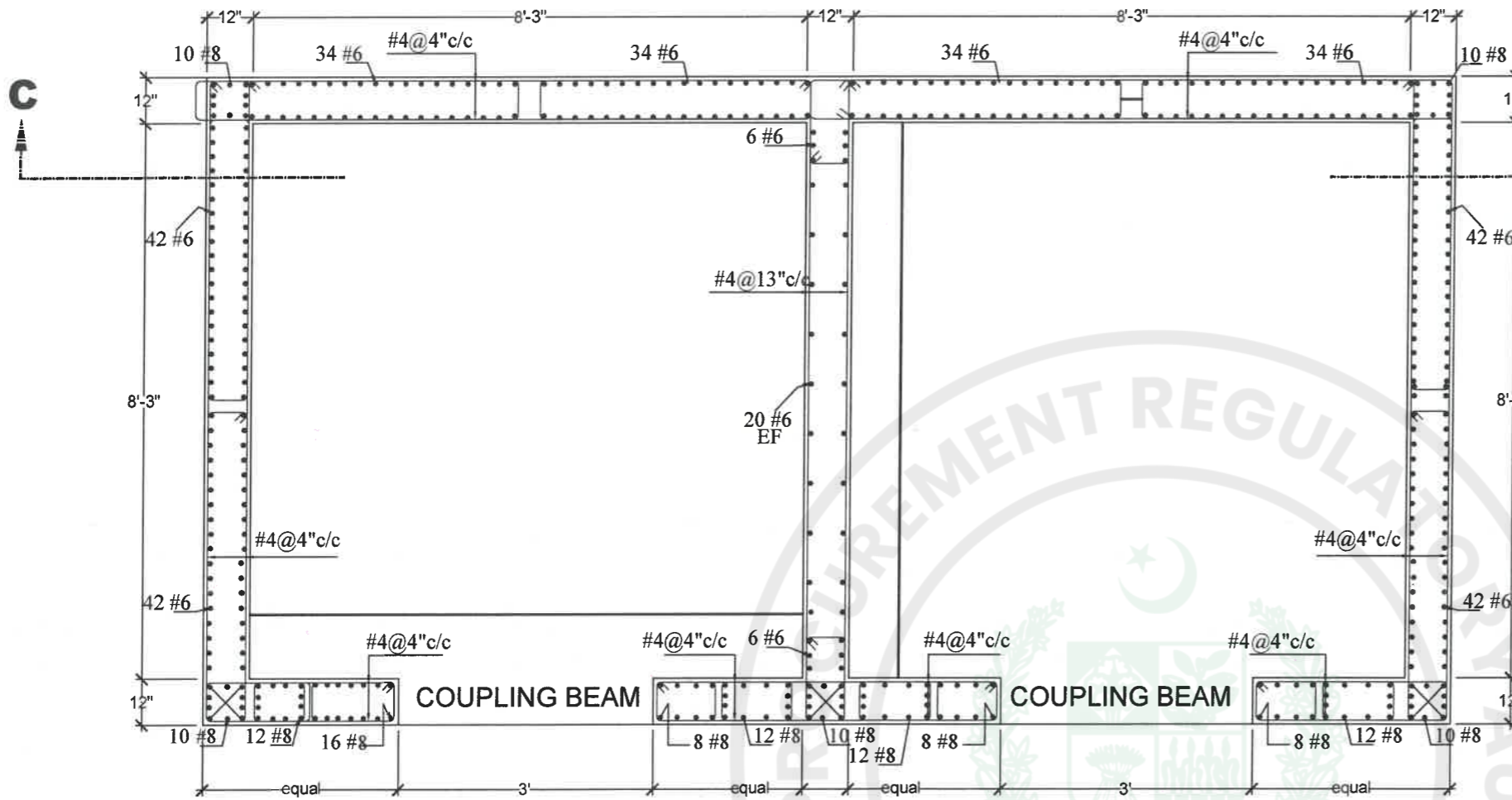
TENDER DRAWING

CONSULTANTS  DEVELOPMENT CONSULTANCY SERVICES (Pvt.) Ltd. Office 27, 2nd Floor, Executive Complex, G-8 Markaz, Islamabad Phone: 051-8736305	EXECUTING AGENCY : D.G (WORKS) CAPITAL DEVELOPMENT AUTHORITY (CDA) CLIENT & SPONSOR: ELECTION COMMISSION OF PAKISTAN PROJECT ADDRESS: H-11/4, ISLAMABAD	PROJECT: CONSTRUCTION OF FEDERAL ELECTION ACADEMY AND OTHER OFFICES OF ELECTION COMMISSION OF PAKISTAN	DWG. TITLE: MUMTY ROOF SLABS	<table border="1"> <thead> <tr> <th>REV. NO.</th> <th>DESCRIPTION</th> <th>DATE</th> <th>SIGN</th> </tr> </thead> <tbody> <tr><td> </td><td> </td><td> </td><td> </td></tr> <tr><td> </td><td> </td><td> </td><td> </td></tr> <tr><td> </td><td> </td><td> </td><td> </td></tr> <tr><td> </td><td> </td><td> </td><td> </td></tr> </tbody> </table>	REV. NO.	DESCRIPTION	DATE	SIGN																	<table border="1"> <tr> <td>DESIGNER: AETAB KHAN</td> <td>PRINCIPAL ARCHITECT: ATHAR SAEED</td> <td>PROJECT ARCHITECT: SHAHEERA IRFAN</td> </tr> <tr> <td>DRAWN: ZAMURAD</td> <td>SCALE: N.T.S</td> <td>DRAWING NO.: S - 19</td> </tr> <tr> <td>FILE: </td> <td>DATE: MAR 2026</td> <td>REV.: 0</td> </tr> <tr> <td>CHKD: ATHAR SAEED</td> <td> </td> <td> </td> </tr> </table>	DESIGNER: AETAB KHAN	PRINCIPAL ARCHITECT: ATHAR SAEED	PROJECT ARCHITECT: SHAHEERA IRFAN	DRAWN: ZAMURAD	SCALE: N.T.S	DRAWING NO.: S - 19	FILE: 	DATE: MAR 2026	REV.: 0	CHKD: ATHAR SAEED		
	REV. NO.	DESCRIPTION	DATE	SIGN																																	
DESIGNER: AETAB KHAN	PRINCIPAL ARCHITECT: ATHAR SAEED	PROJECT ARCHITECT: SHAHEERA IRFAN																																			
DRAWN: ZAMURAD	SCALE: N.T.S	DRAWING NO.: S - 19																																			
FILE: 	DATE: MAR 2026	REV.: 0																																			
CHKD: ATHAR SAEED																																					
DEVELOPMENT CONSULTANCY SERVICES (Pvt.) Ltd.				Engr. M. Aftab Khan Structural Engineer Licence # Civil /35876																																	

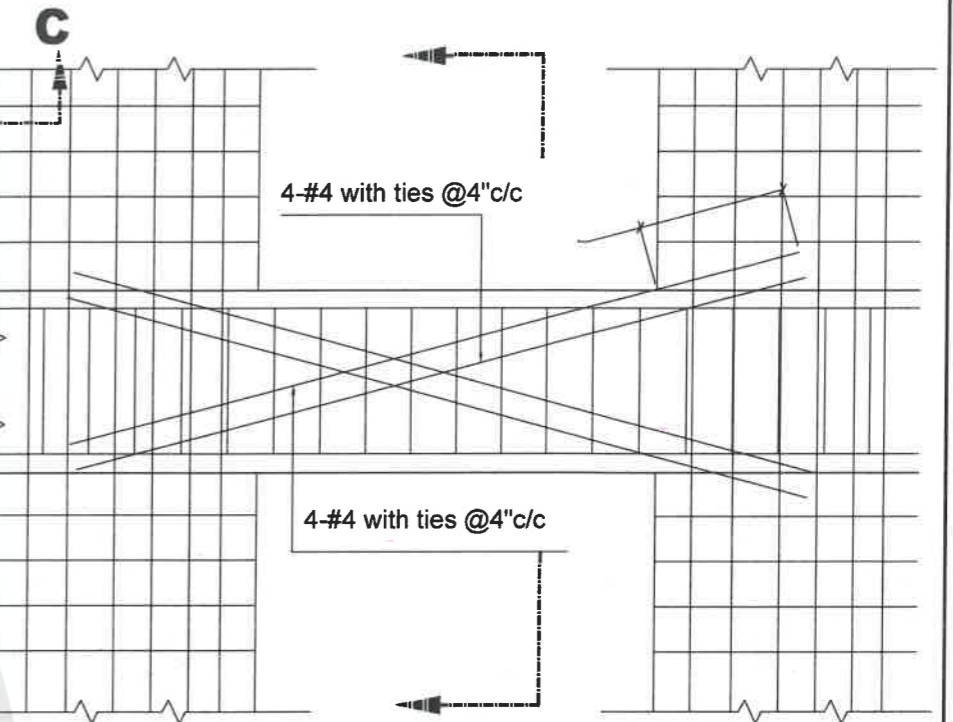


TENDER DRAWINGS TENDER DRAWING

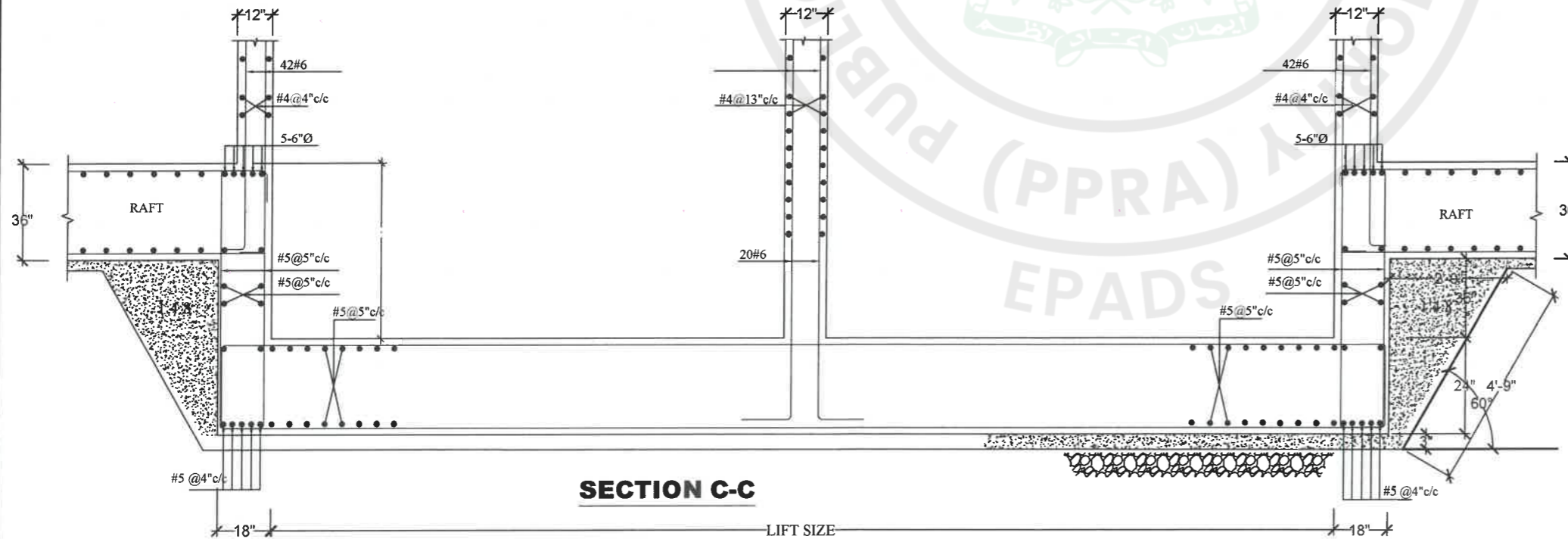
CONSULTANTS  DEVELOPMENT CONSULTANCY SERVICES (Pvt.) Ltd. Office 27, 2nd Floor, Executive Complex, G-8 Markaz, Islamabad Phone: 051-8736305	EXECUTING AGENCY : D.G (WORKS) CAPITAL DEVELOPMENT AUTHORITY (CDA) CLIENT & SPONSOR: ELECTION COMMISSION OF PAKISTAN PROJECT ADDRESS: H-11/4, ISLAMABAD	PROJECT: CONSTRUCTION OF FEDERAL ELECTION ACADEMY AND OTHER OFFICES OF ELECTION COMMISSION OF PAKISTAN	DWG. TITLE: RAFT & COLUMNS DETAIL	<table border="1"> <thead> <tr> <th>REV. NO.</th> <th>DESCRIPTION</th> <th>DATE</th> <th>SIGN</th> </tr> </thead> <tbody> <tr> <td> </td> <td> </td> <td> </td> <td> </td> </tr> <tr> <td> </td> <td> </td> <td> </td> <td> </td> </tr> <tr> <td> </td> <td> </td> <td> </td> <td> </td> </tr> </tbody> </table>	REV. NO.	DESCRIPTION	DATE	SIGN													<table border="1"> <tr> <td>DESIGNER: AETAB KHAN</td> <td>PRINCIPAL ARCHITECT: ATHAR SAEED</td> <td>PROJECT ARCHITECT: SHAHEERA IRFAN</td> </tr> <tr> <td>DRAWN: ZAMURAD</td> <td>SCALE: N.T.S</td> <td>DRAWING NO.: S - 20</td> </tr> <tr> <td>FILE: </td> <td>DATE: MAR 2026</td> <td>REV: 0</td> </tr> <tr> <td>CHKD: ATHAR SAEED</td> <td> </td> <td> </td> </tr> </table>	DESIGNER: AETAB KHAN	PRINCIPAL ARCHITECT: ATHAR SAEED	PROJECT ARCHITECT: SHAHEERA IRFAN	DRAWN: ZAMURAD	SCALE: N.T.S	DRAWING NO.: S - 20	FILE: 	DATE: MAR 2026	REV: 0	CHKD: ATHAR SAEED		
	REV. NO.	DESCRIPTION	DATE	SIGN																													
DESIGNER: AETAB KHAN	PRINCIPAL ARCHITECT: ATHAR SAEED	PROJECT ARCHITECT: SHAHEERA IRFAN																															
DRAWN: ZAMURAD	SCALE: N.T.S	DRAWING NO.: S - 20																															
FILE: 	DATE: MAR 2026	REV: 0																															
CHKD: ATHAR SAEED																																	



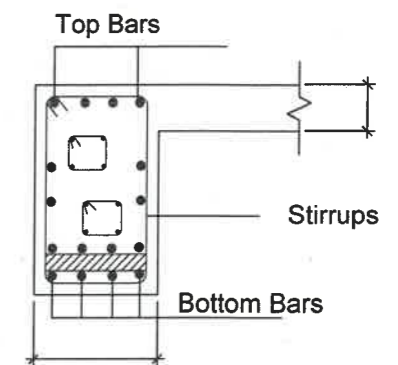
**LIFT PLAN
L.B.F TO U.B.F FLOOR**



TYP. DETAIL OF COUPLING BEAM



SECTION C-C



X-SEC. OF COUPLING BEAM



TENDER DRAWINGS

CONSULTANTS DEVELOPMENT CONSULTANCY SERVICES (Pvt.) Ltd. Office 27, 2nd Floor, Executive Complex, G-8 Markaz, Islamabad Phone: 051-8736305	EXECUTING AGENCY : D.G (WORKS) CAPITAL DEVELOPMENT AUTHORITY (CDA) CLIENT & SPONSOR: ELECTION COMMISSION OF PAKISTAN PROJECT ADDRESS: H-11/4, ISLAMABAD	PROJECT: CONSTRUCTION OF FEDERAL ELECTION ACADEMY AND OTHER OFFICES OF ELECTION COMMISSION OF PAKISTAN	DWG. TITLE DETAIL OF LIFT WELL/ELEVATOR LBF TO UBF	REV. NO. _____ DESCRIPTION _____ DATE _____ SIGN _____	DESN. AETAB KHAN DWN. ZAMURAD FILE _____ CKD. ATHAR SAEED	PRINCIPAL ARCHITECT. ATHAR SAEED.	PROJECT ARCHITECT. SHAHEERA IRFAN	SCALE N.T.S DATE 24/08/2026	DRAWING NO. S - 21	REV. 0
				TENDER DRAWING						

STANDARD DOOR/WINDOWS/ARCH LINTELS

Concrete $f_c' = 3000\text{psi}$, Steel $f_y = 60\text{ksi}$

SPAN RANGE	WALL THICKNESS			
	Offset On each Side	4½"	9"	13½" & 15"
UP to 4'-0"	0'-3"			
4'-0" to 6'-0"	0'-4"			
6'-0" to 7'-6"	0'-4"			
7'-6" to 9'-0"	0'-6"			
9'-0" to 11'-0"	0'-9"			
11'-0" to 14'-0"	0'-12"			
14'-0" to 16'-0"	0'-12"			



A

TENDER DRAWINGS

TENDER DRAWING

CONSULTANTS
DEVELOPMENT CONSULTANCY SERVICES (Pvt) Ltd.
 Office 27, 2nd Floor, Executive Complex,
 G-8 Markaz, Islamabad
 Phone: 051-8736305

EXECUTING AGENCY:
D.G (WORKS) CAPITAL DEVELOPMENT AUTHORITY (CDA)
 CLIENT & SPONSOR:
ELECTION COMMISSION OF PAKISTAN
 PROJECT ADDRESS:
 H-11/4, ISLAMABAD

PROJECT:
CONSTRUCTION OF FEDERAL ELECTION ACADEMY AND OTHER OFFICES OF ELECTION COMMISSION OF PAKISTAN

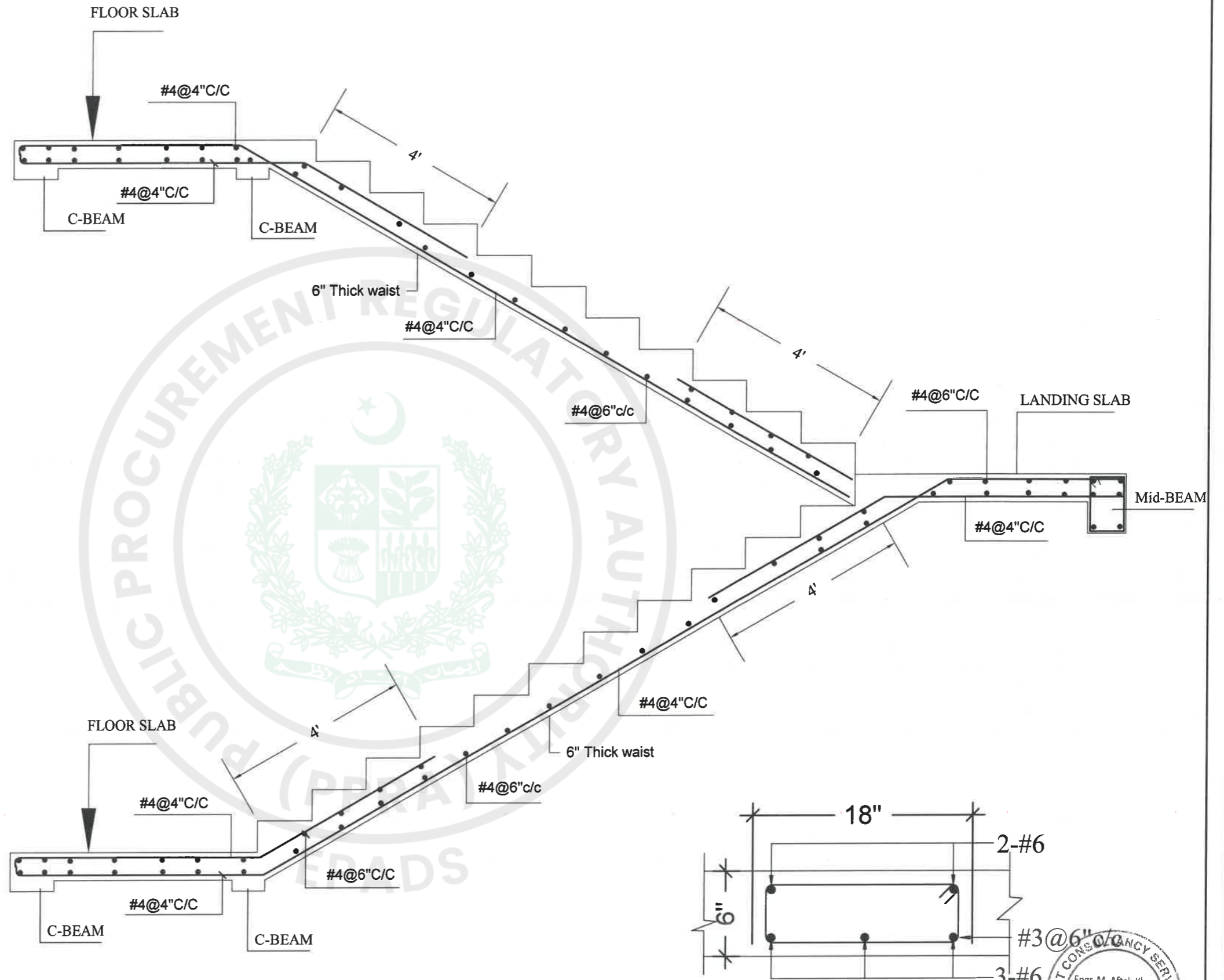
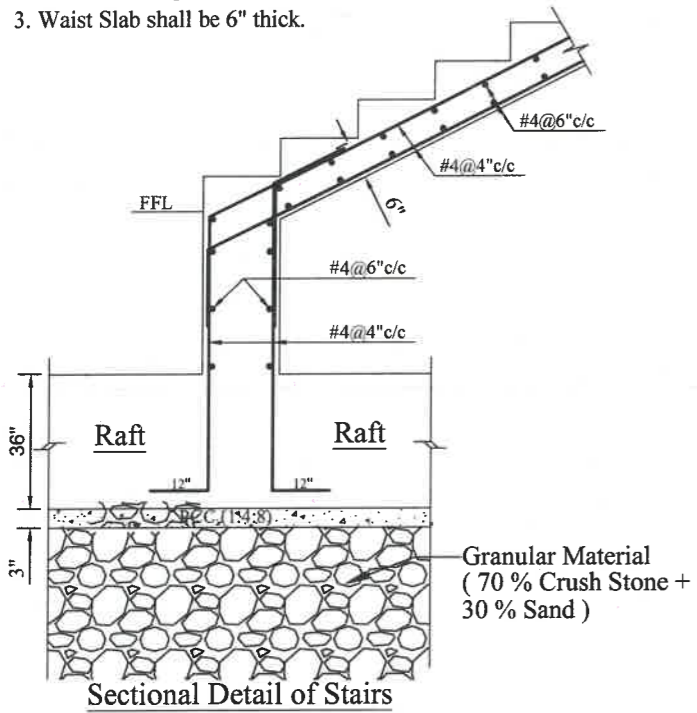
DWG. TITLE
LINTEL BEAM DETAILS

REV. NO.	DESCRIPTION	DATE	SIGN	DESIGNER	PRINCIPAL ARCHITECT.	PROJECT ARCHITECT.
				DESIGN: AETAB KHAN	ATHAR SAEED	SHAHEERA IRFAN
				DWN: ZAMURAD		
				FILE: _____		
				CKD: ATHAR SAEED		


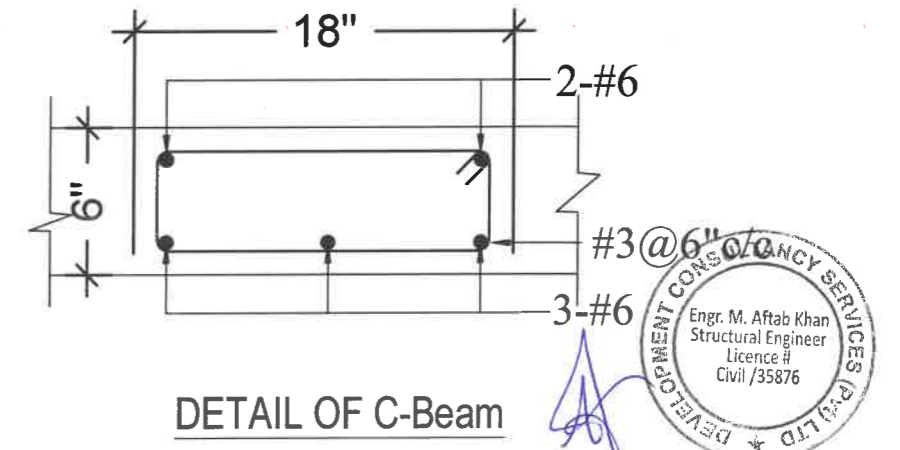
SCALE: N.T.S.	DRAWING NO. S - 22	REV. 0
DATE: MARCH, 2026		

Notes

1. Distribution bars shall be #4@6" c/c.
2. Number of steps & sizes shall be adjusted as per Architecture.
3. Waist Slab shall be 6" thick.




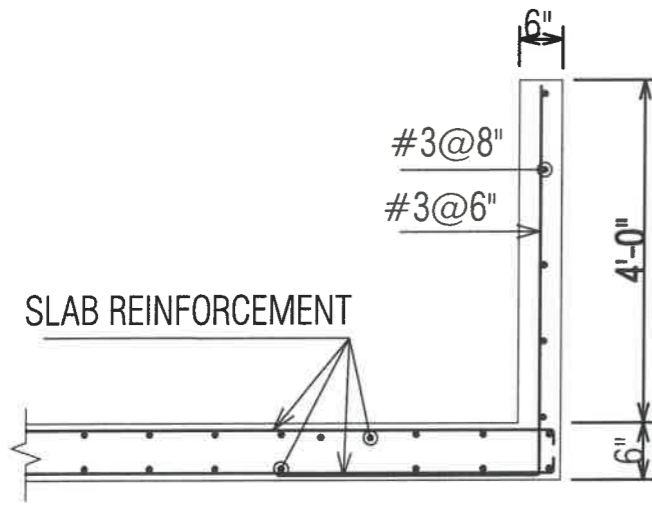
X-SEC-2 OF STAIR



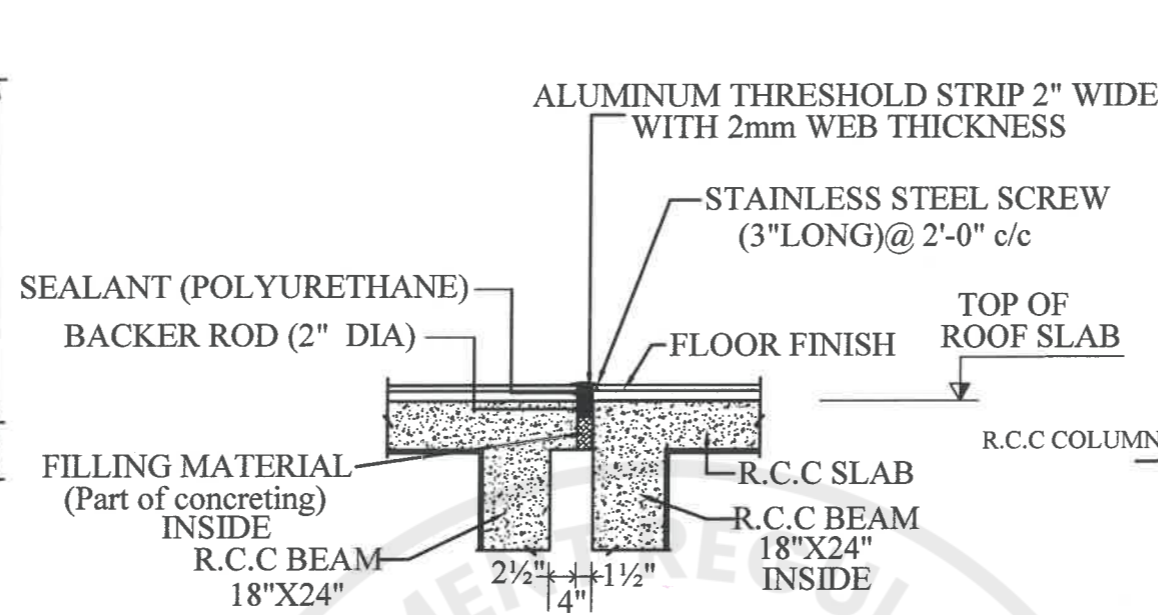
TENDER DRAWINGS

TENDER DRAWING

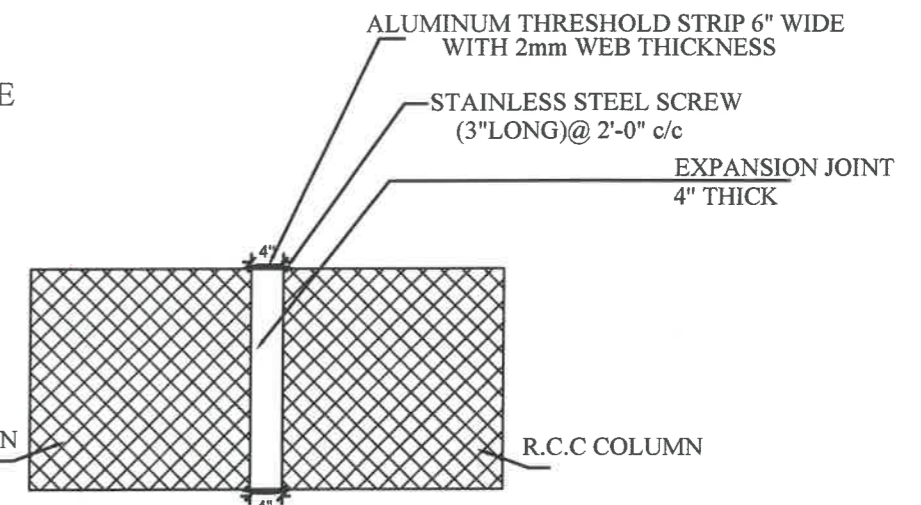
CONSULTANTS  DEVELOPMENT CONSULTANCY SERVICES (Pvt.) Ltd. Office 27, 2nd Floor, Executive Complex, G-8 Markaz, Islamabad Phone: 051-8736305	EXECUTING AGENCY : D.G (WORKS) CAPITAL DEVELOPMENT AUTHORITY (CDA)	PROJECT: CONSTRUCTION OF FEDERAL ELECTION ACADEMY AND OTHER OFFICES OF ELECTION COMMISSION OF PAKISTAN	DWG. TITLE GENERAL NOTES & STAIRS SECTION DETAILS	REV. NO. DESCRIPTION DATE SIGN	DESN. AETAB KHAN DWN. ZAMURAD FILE CKD. ATHAR SAEED	PRINCIPAL ARCHITECT. ATHAR SAEED.	PROJECT ARCHITECT. SHAHEERA IRFAN
	CLIENT & SPONSOR: ELECTION COMMISSION OF PAKISTAN	PROJECT ADDRESS: H-11/4, ISLAMABAD	SCALE N.T.S	DATE MARCH, 2026	DRAWING NO. S - 23	REV.	



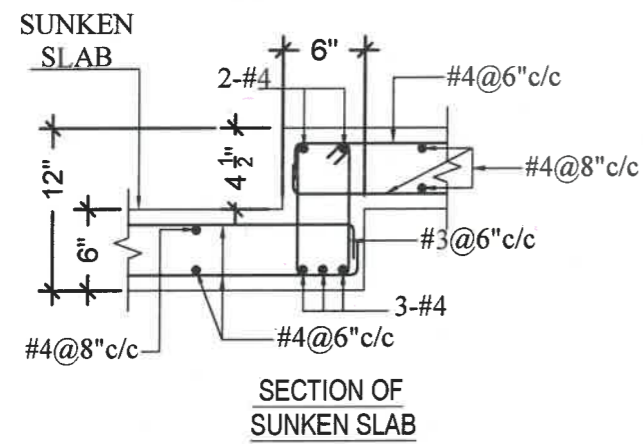
PARAPET DETAIL



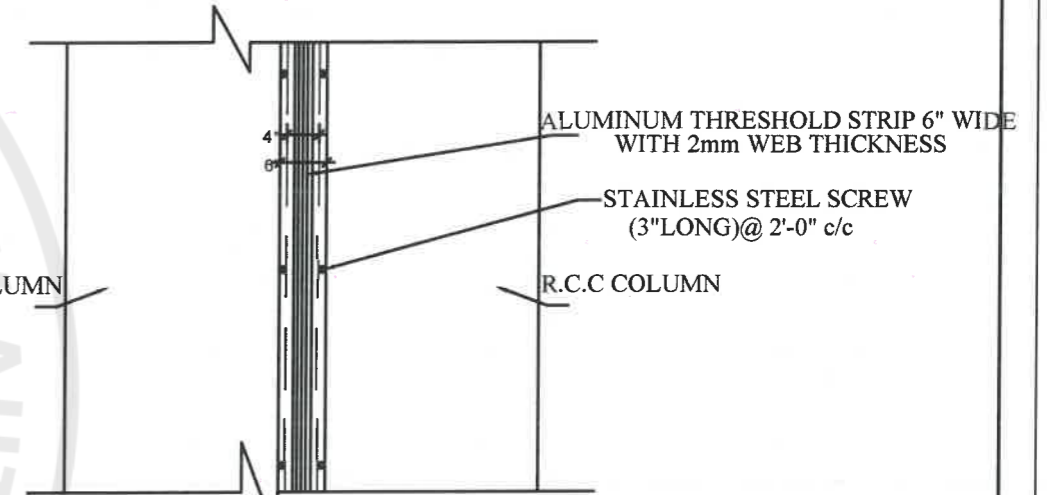
EXPANSION JOINT DETAIL-1



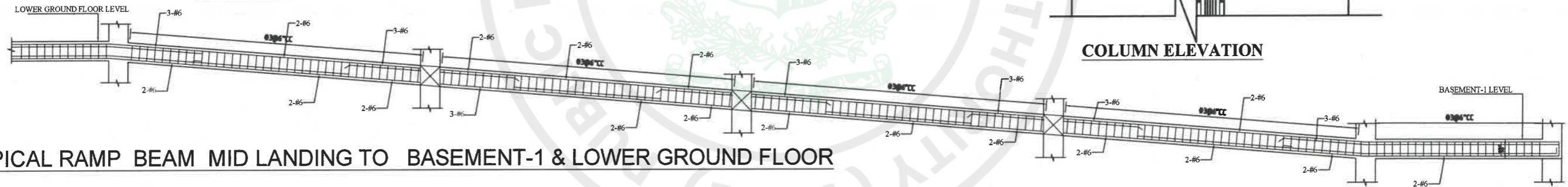
COLUMNS PLAN
EXPANSION JOINT DETAIL-2



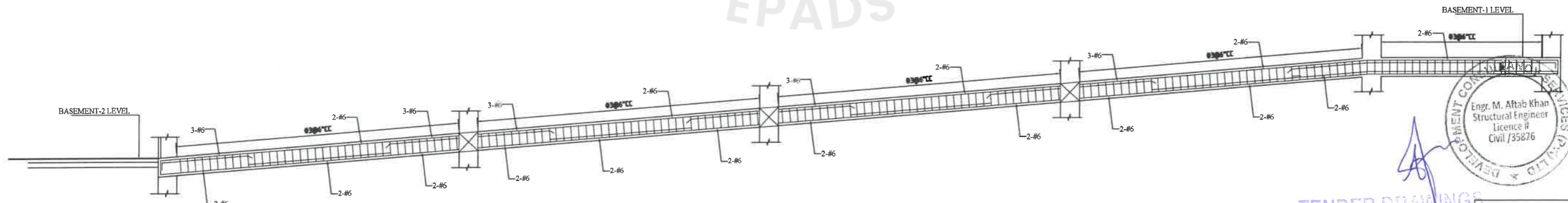
SECTION OF SUNKEN SLAB



COLUMN ELEVATION



TYPICAL RAMP BEAM MID LANDING TO BASEMENT-1 & LOWER GROUND FLOOR



RAMP BEAM BASEMENT-2 TO BASEMENT-1 LEVEL

CONSULTANTS
DEVELOPMENT CONSULTANCY SERVICES (Pvt.) Ltd.
 Office 27, 2nd Floor, Executive Complex,
 G-8 Markaz, Islamabad
 Phone: 051-8736305

EXECUTING AGENCY:
D.G (WORKS) CAPITAL DEVELOPMENT AUTHORITY (CDA)
 CLIENT & SPONSOR:
ELECTION COMMISSION OF PAKISTAN
 PROJECT ADDRESS:
 H-11/4, ISLAMABAD

PROJECT:
CONSTRUCTION OF FEDERAL ELECTION ACADEMY AND OTHER OFFICES OF ELECTION COMMISSION OF PAKISTAN

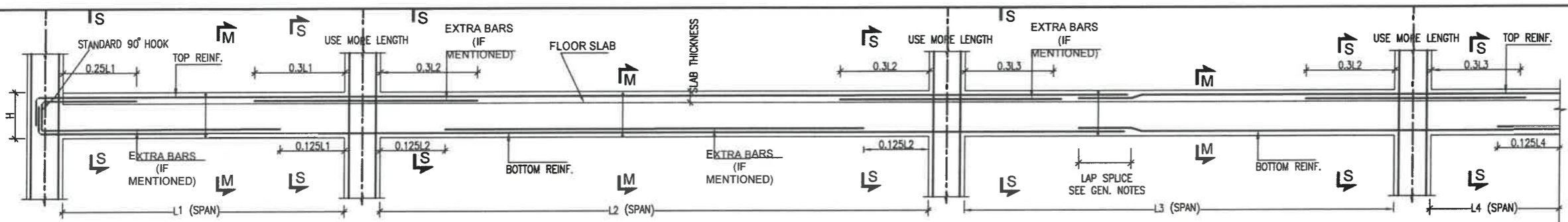
DWG. TITLE
SECTION DETAILS

REV. NO.	DESCRIPTION	DATE	SIGN.	DESIGNER	DATE	SCALE	DATE	PRINCIPAL ARCHITECT.	PROJECT ARCHITECT.	DRAWING NO.	REV.
				ATHAR SAEED		N.T.S		ATHAR SAEED	SHAHEERA IRFAN	S - 24	0

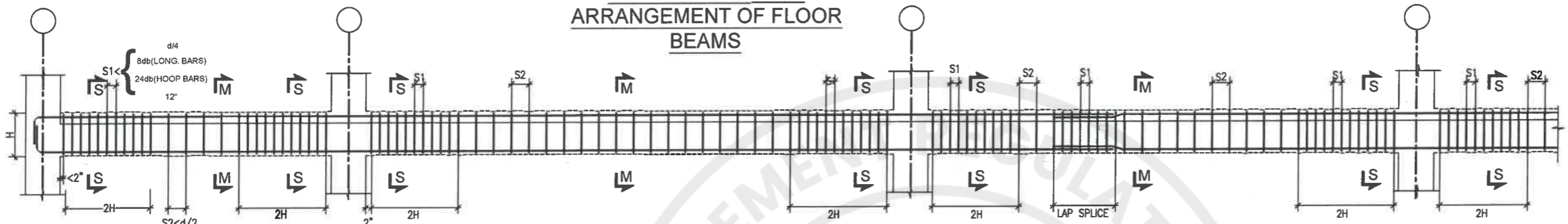
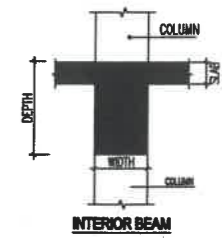
Engr. M. Aftab Khan
 Structural Engineer
 Licence #
 Civil / 35876

TENDER DRAWINGS

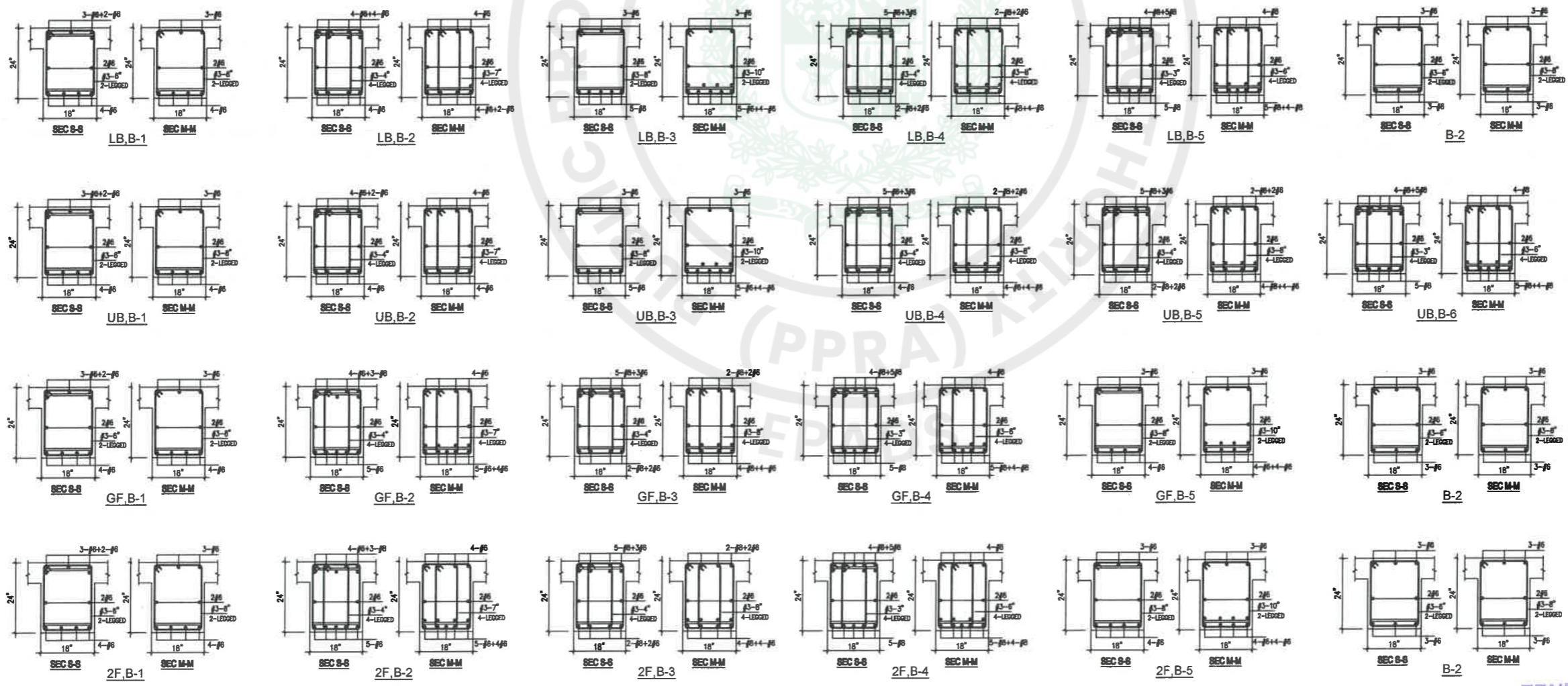
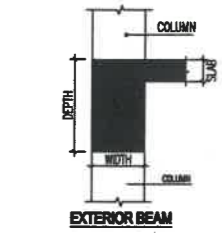
TENDER DRAWING




TYPICAL MAIN BAR
ARRANGEMENT OF FLOOR
BEAMS

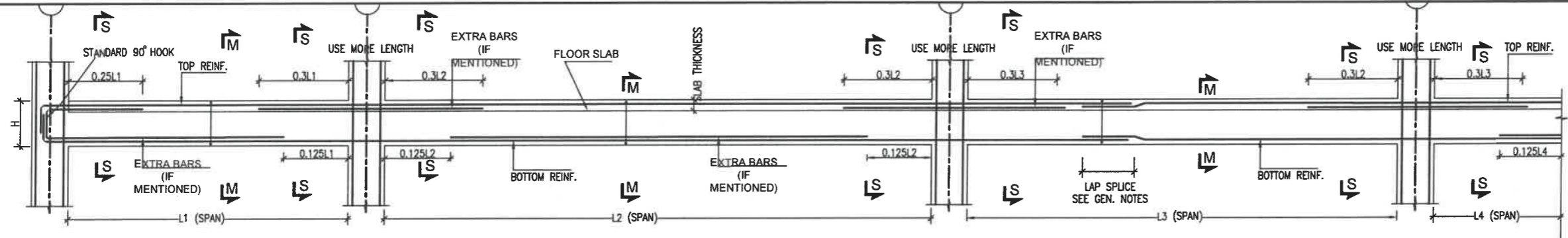


TYPICAL STIRRUPS
ARRANGEMENT OF FLOOR
BEAMS

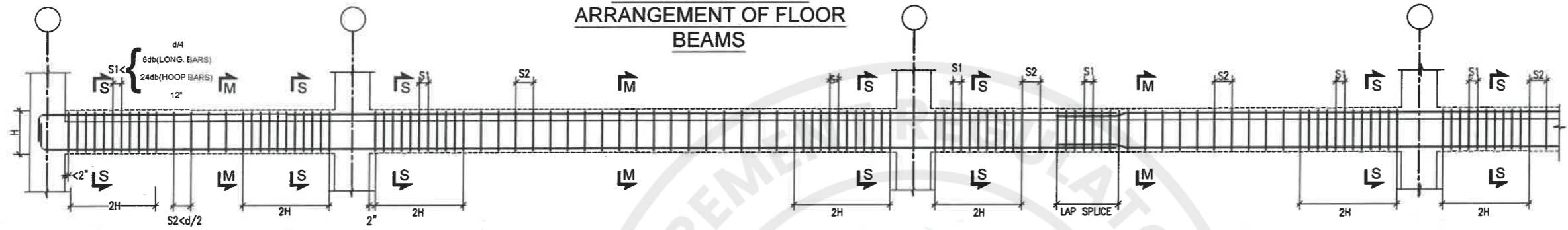


TENDER DRAWINGS

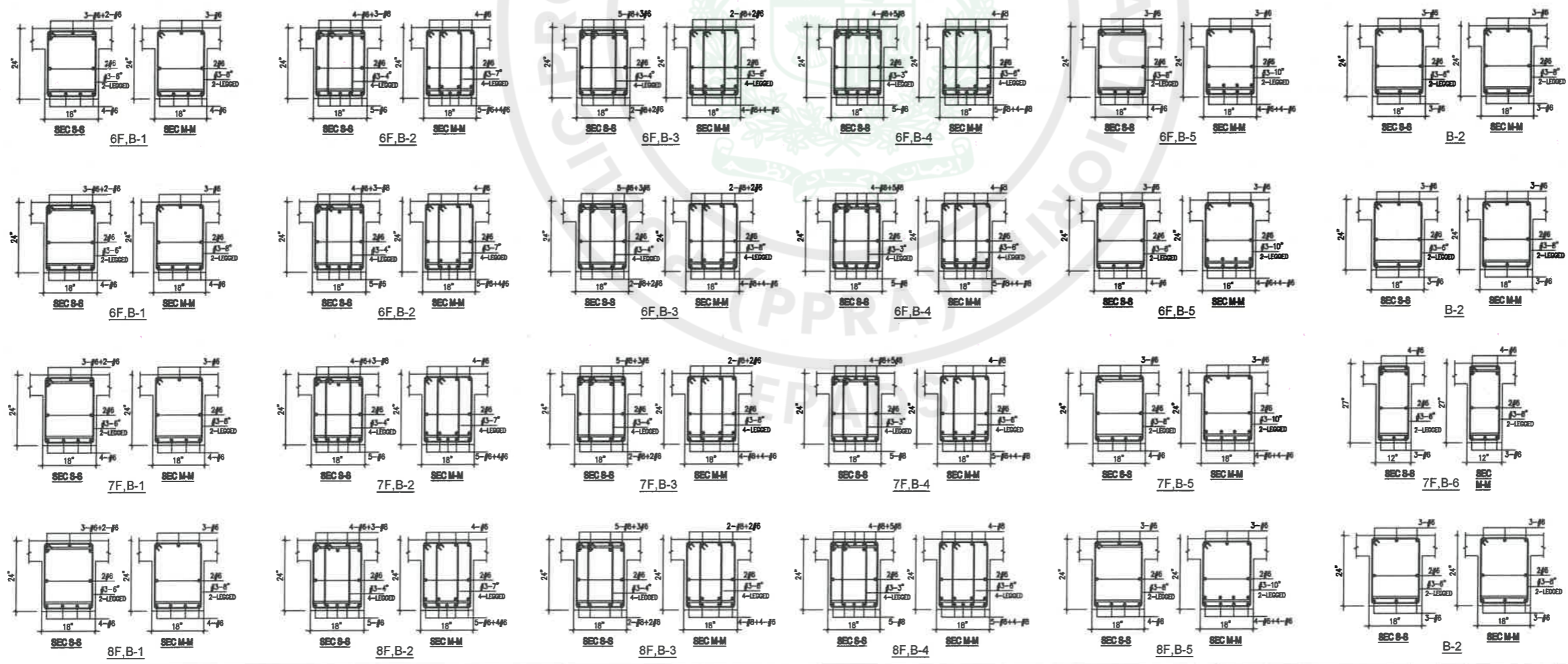
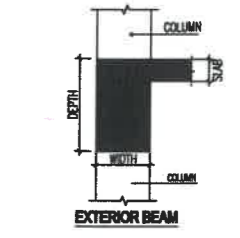
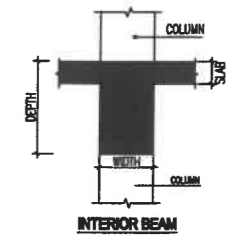
CONSULTANTS  DEVELOPMENT CONSULTANCY SERVICES (Pvt) Ltd. Office 27, 2nd Floor, Executive Complex, G-8 Markaz, Islamabad Phone: 051-8736305	EXECUTING AGENCY: D.G (WORKS) CAPITAL DEVELOPMENT AUTHORITY (CDA) CLIENT & SPONSOR: ELECTION COMMISSION OF PAKISTAN PROJECT ADDRESS: H-11/4, ISLAMABAD	PROJECT: CONSTRUCTION OF FEDERAL ELECTION ACADEMY AND OTHER OFFICES OF ELECTION COMMISSION OF PAKISTAN	DWG. TITLE BEAM SECTION DETAILS	REV. NO. _____	DESCRIPTION _____	DATE _____	SIGN _____	DESIGNER: AFTAB KHAN DRAWN: ZAMURAD FILE: _____ CHKD: ATHAR SAEED	PRINCIPAL ARCHITECT: ATHAR SAEED	PROJECT ARCHITECT: SHAHEERA IRFAN
				SCALE: N.T.S DATE: MARCH, 2026	DRAWING NO.: S - 25	REV. 0				




TYPICAL MAIN BAR
ARRANGEMENT OF FLOOR
BEAMS



TYPICAL STIRRUPS
ARRANGEMENT OF FLOOR
BEAMS



TENDER DRAWINGS

CONSULTANTS  DEVELOPMENT CONSULTANCY SERVICES (Pvt.) Ltd. Office 27, 2nd Floor, Executive Complex, G-8 Markaz, Islamabad Phone: 051-8736305	EXECUTING AGENCY: D.G (WORKS) CAPITAL DEVELOPMENT AUTHORITY (CDA) CLIENT & SPONSOR: ELECTION COMMISSION OF PAKISTAN PROJECT ADDRESS: H-11/4, ISLAMABAD	PROJECT: CONSTRUCTION OF FEDERAL ELECTION ACADEMY AND OTHER OFFICES OF ELECTION COMMISSION OF PAKISTAN	DWG. TITLE BEAM SECTION DETAILS	REV. NO. _____	DESCRIPTION _____	DATE _____	SIGN _____	DESIGNER: AETAB KHAN DRAWN: ZAMURAD FILE: _____ CHKD.: ATHAR SAIED	PRINCIPAL ARCHITECT: ATHAR SAIED.	PROJECT ARCHITECT: SHAHEERA IRFAN
				SCALE: N.T.S	DATE: MARCH, 2025	DRAWING NO.: S - 26	REV.: 0			

CONSTRUCTION EXPERIENCE

Form EXP - 4.1

General Construction Experience

Bidder's Name: _____

Date: _____

JV Member's Name _____

Bid Reference No. (if any) and title: _____

Page _____ of _____ pages

Starting Year	Ending Year	Contract Identification	Role of Bidder
		Contract name: _____ Brief Description of the Works performed by the Bidder: _____ Amount of contract: _____ Name of EMPLOYER: _____ Address: _____	
		Contract name: _____ Brief Description of the Works performed by the Bidder: _____ Amount of contract: _____ Name of EMPLOYER: _____ Address: _____	
		Contract name: _____ Brief Description of the Works performed by the Bidder: _____ Amount of contract: _____ Name of EMPLOYER: _____ Address: _____	

Form EXP - 4.2(a)
Specific Construction and Contract Management Experience

Bidder's Name: _____

Date: _____

JV Member's Name _____

Bid Reference No. (if any) and title: _____

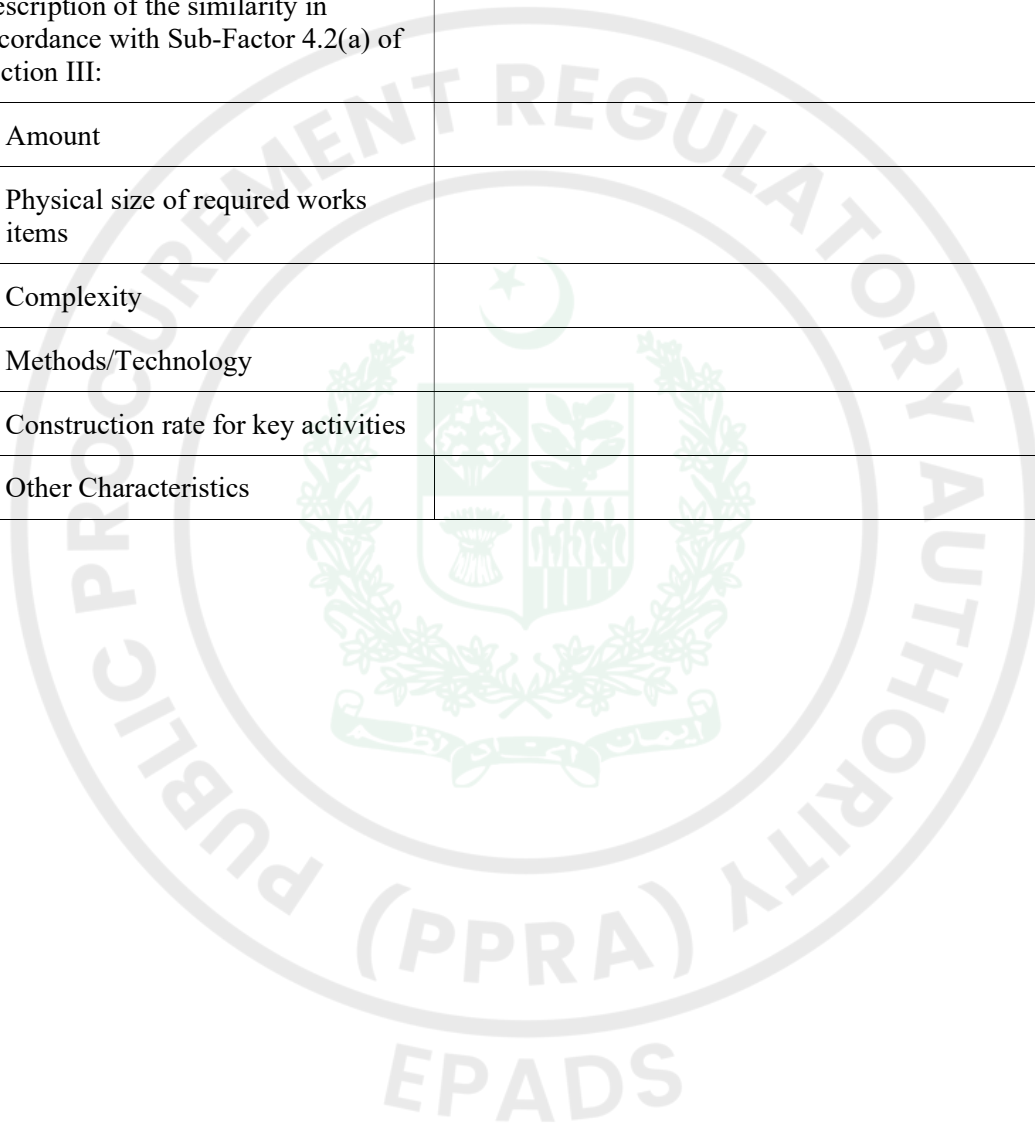
Page _____ of _____ pages

Similar Contract No.	Information			
Contract Identification				
Award date				
Completion date				
Role in Contract	Prime Contractor <input type="checkbox"/>	Member in JV <input type="checkbox"/>	Management Contractor <input type="checkbox"/>	Sub-contractor <input type="checkbox"/>
Total Contract Amount	PKR equivalent			
If member in a JV or sub-contractor, specify participation in total Contract amount				
EMPLOYER's Name:				
Address:				
Telephone/fax number				
E-mail:				

(PPRA)
EPADS

Form EXP - 4.2(a) (cont.)
 Specific Construction and Contract Management Experience (cont.)

Similar Contract No.	Information
Description of the similarity in accordance with Sub-Factor 4.2(a) of Section III:	
1. Amount	
2. Physical size of required works items	
3. Complexity	
4. Methods/Technology	
5. Construction rate for key activities	
6. Other Characteristics	



Form EXP - 4.2(b)
Construction Experience in Key Activities

Bidder's Name: _____

Date: _____

Bidder's JV Member Name: _____

Sub-contractor's Name (if any): _____

Bid Reference No. (if any) and title: _____

Page _____ of _____ pages

All Sub-contractors for key activities must complete the information and Qualification Criteria and Requirements, Sub-Factor 4.2.

1. Key Activity No One: _____

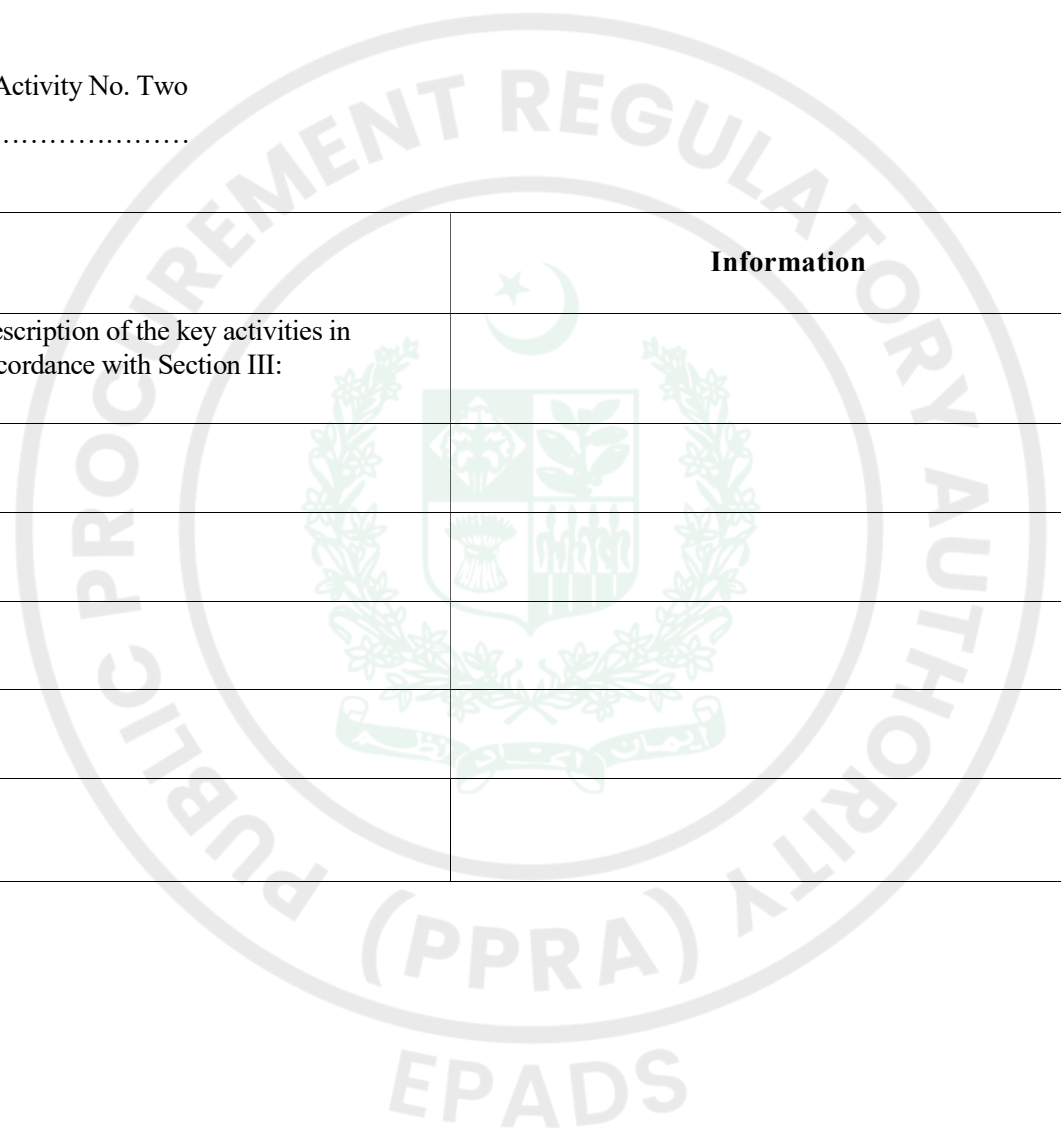
Information				
Contract Identification				
Award date				
Completion date				
Role in Contract	Prime Contractor <input type="checkbox"/>	Member in JV <input type="checkbox"/>	Management Contractor <input type="checkbox"/>	Sub-contractor <input type="checkbox"/>
Total Contract Amount	PKR equivalent			
Quantity (Volume, number or rate of production, as applicable) performed under the contract per year or part of the year	Total quantity in the contract (i)	Percentage participation (ii)	Actual Quantity Performed (i) x (ii)	
Year 1				
Year 2				
Year 3				
Year 4				
EMPLOYER's Name:				
Address:				
Telephone/fax number				

	Information
E-mail:	

2. Activity No. Two

3.

	Information
Description of the key activities in accordance with Section III:	



Form EXP - 4.2 (c)
Specific Experience in Managing ES aspects

[The following table shall be filled in for contracts performed by the Bidder, and each member of a Joint Venture]

Bidder's Name: *[insert full name]*

Date: *[insert day, month, year]*

Joint Venture Member Name: *[insert full name]*

Bid Reference No. (if any) and title: *[insert ICB/NCB number and title]*

Page *[insert page number]* of *[insert total number]* pages

1. Key Requirement no 1 in accordance with 4.2 (c): _____

Contract Identification				
Award date				
Completion date				
Role in Contract	Prime Contractor <input type="checkbox"/>	Member in JV <input type="checkbox"/>	Management Contractor <input type="checkbox"/>	Subcontractor <input type="checkbox"/>
Total Contract Amount			PKR	
Details of relevant experience				

2. Key Requirement no 2 in accordance with 4.2 (c): _____

3. Key Requirement no 3 in accordance with 4.2 (c): _____

4. [PA define key requirements]

EPADS

Contractor's Representative and Key Personnel Schedule

Bidders should provide the names and details of the suitably qualified Contractor's Representative and Key Personnel to perform the Contract. The data on their experience should be supplied using the Form PER-2 below for each candidate.

Contractor' Representative and Key Personnel

1.	Title of position:	
	Name of candidate:	
	Duration of appointment:	<i>[insert the whole period (start and end dates) for which this position will be engaged]</i>
	Time commitment: for this position:	<i>[insert the number of days/week/months/ that has been scheduled for this position]</i>
	Expected time schedule for this position:	<i>[insert the expected time schedule for this position (e.g. attach high level Gantt chart)]</i>
2.	Title of position:	
	Name of candidate:	
	Duration of appointment:	<i>[insert the whole period (start and end dates) for which this position will be engaged]</i>
	Time commitment: for this position:	<i>[insert the number of days/week/months/ that has been scheduled for this position]</i>
	Expected time schedule for this position:	<i>[insert the expected time schedule for this position (e.g. attach high level Gantt chart)]</i>
3.	Title of position:	
	Name of candidate:	
	Duration of appointment:	<i>[insert the whole period (start and end dates) for which this position will be engaged]</i>
	Time commitment: for this position:	<i>[insert the number of days/week/months/ that has been scheduled for this position]</i>
	Expected time schedule for this position:	<i>[insert the expected time schedule for this position (e.g. attach high level Gantt chart)]</i>
4.	Title of position:	
	Name of candidate:	
	Duration of appointment:	<i>[insert the whole period (start and end dates) for which this position will be engaged]</i>

	Time commitment: for this position:	<i>[insert the number of days/week/months/ that has been scheduled for this position]</i>
	Expected time schedule for this position:	<i>[insert the expected time schedule for this position (e.g. attach high level Gantt chart)]</i>
5.	Title of position:	
	Name of candidate	
	Duration of appointment:	<i>[insert the whole period (start and end dates) for which this position will be engaged]</i>
	Time commitment: for this position:	<i>[insert the number of days/week/months/ that has been scheduled for this position]</i>
	Expected time schedule for this position:	<i>[insert the expected time schedule for this position (e.g. attach high level Gantt chart)]</i>
6.	Title of position: <i>[insert title]</i>	
	Name of candidate	
	Duration of appointment:	<i>[insert the whole period (start and end dates) for which this position will be engaged]</i>
	Time commitment: for this position:	<i>[insert the number of days/week/months/ that has been scheduled for this position]</i>
	Expected time schedule for this position:	<i>[insert the expected time schedule for this position (e.g. attach high level Gantt chart)]</i>

**Form PER-2:
Resume and Declaration
Contractor's Representative and Key Personnel**

Name of Bidder

Position [#1]: <i>[title of position from Form PER-1]</i>
--

Personnel information	Name:	Date of birth:
	Address:	E-mail:
	Professional qualifications:	
	Academic qualifications:	
	Language proficiency: <i>[language and levels of speaking, reading and writing skills]</i>	
details	Address of Employer:	
	Telephone:	Contact (manager / personnel officer):
	Fax:	
	Job title:	Years with present Employer:

Summarize professional experience in reverse chronological order. Indicate particular technical and managerial experience relevant to the project.

Project	Role	Duration of involvement	Relevant experience
<i>[main project details]</i>	<i>[role and responsibilities on the project]</i>	<i>[time in role]</i>	<i>[describe the experience relevant to this position]</i>

Declaration

I, the undersigned [insert either “Contractor’s Representative” or “Key Personnel” as applicable] , certify that to the best of my knowledge and belief, the information contained in this Form PER-2 correctly describes myself, my qualifications and my experience.

I confirm that I am available as certified in the following table and throughout the expected time schedule for this position as provided in the Bid:

Commitment	Details
Commitment to duration of contract:	<i>[insert period (start and end dates) for which this Contractor’s Representative orKey Personnel is available to work on this contract]</i>
Time commitment:	<i>[insert period (start and end dates) for which this Contractor’s Representative orKey Personnel is available to work on this contract]</i>

I understand that any misrepresentation or omission in this Form may:

- (a) be taken into consideration during Bid evaluation;
- (b) result in my disqualification from participating in the Bid;
- (c) result in my dismissal from the contract.

Name of Contractor’s Representative or Key Personnel: *[insert name]*

Signature: _____

Date: (day month year): _____

Countersignature of authorized representative of the Bidder:

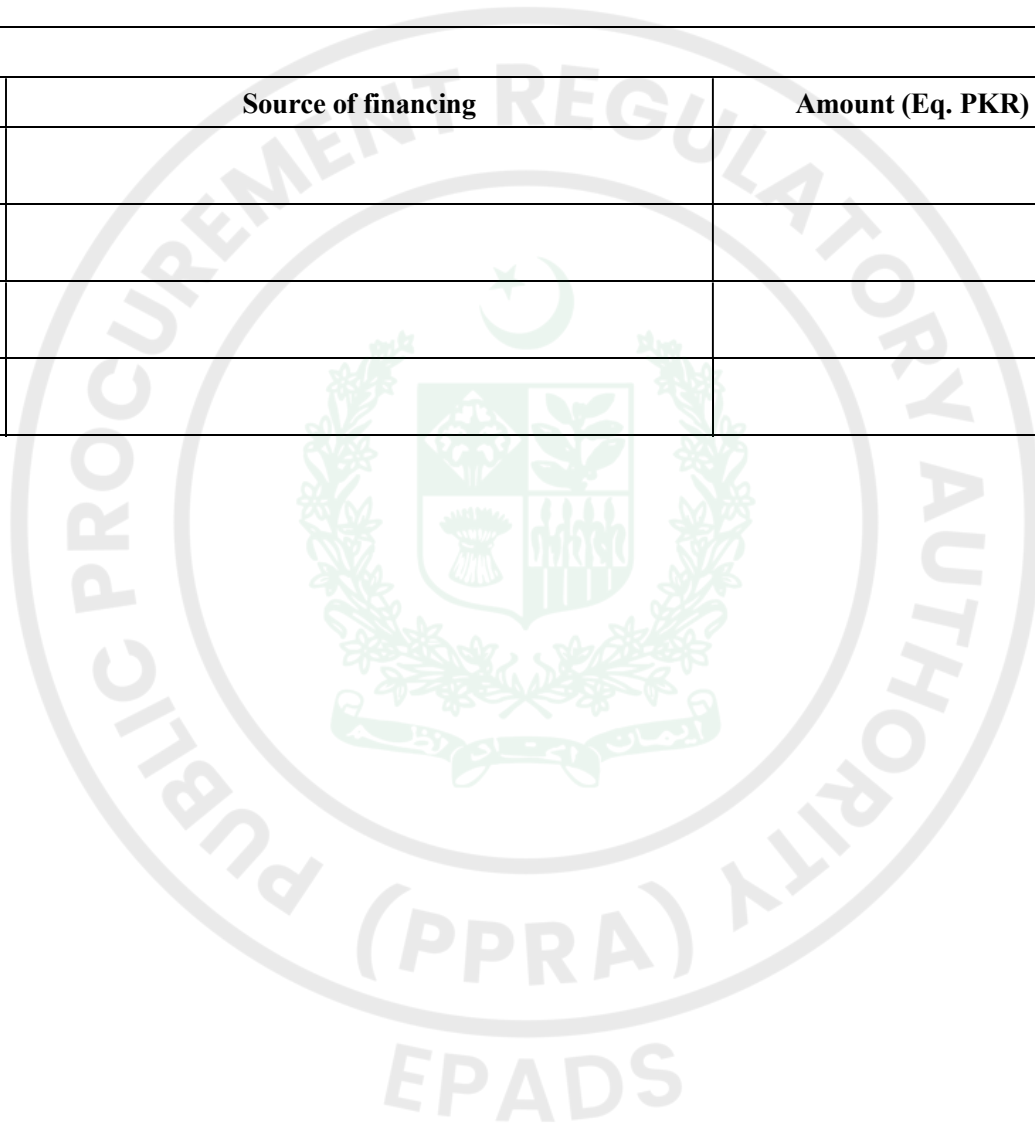
Signature: _____

Date: (day/month/year): _____

Financial Resources

Specify proposed sources of financing, such as liquid assets, unencumbered real assets, lines of credit, and other financial means, net of current commitments, available to meet the total construction cash flow demands of the subject contract or contracts as specified in Eligibility and Qualification Criteria.

No.	Source of financing	Amount (Eq. PKR)
1		
2		
3		



Past Experience / Contracts

Contracts over *[insert amount]* during the last three years:

Procuring Agency	Value	Year	Goods/Services Supplied	Country of Destination



Historical Contract Non-Performance, and Pending Litigation and Litigation History

[The following table shall be filled in for the Applicant and for each member of a Joint Venture]

Applicant's Name: *[insert full name]*

Date: *[insert day, month, year]*

Joint Venture Member Name: *[insert full name]*

IFP No. and title: *[insert IFP number and title]*

Page *[insert page number]* of *[insert total number]* pages

<input type="checkbox"/> Not debarred due to deviation from commitment of Bid Securing Declaration- <input type="checkbox"/> Not debarred due to non-performance			
Year	Non-performed portion of contract	Contract Identification	Total Contract Amount (current value, currency, exchange rate and PKR equivalent)
<i>[insert year]</i>	<i>[insert amount and percentage]</i>	Contract Identification: <i>[indicate complete contract name/ number, and any other identification]</i> Name of Procuring Agency: <i>[insert full name]</i> Address of Procuring Agency: <i>[insert street/city/country]</i> Reason(s) for nonperformance: <i>[indicate main reason(s)]</i>	<i>[insert amount]</i>
Pending Litigation, in accordance with Section III, Qualification Criteria and Requirements			
<input type="checkbox"/> Pending litigation in accordance with Section III, Qualification Criteria and Requirements, Sub-Factor 2.3 as indicated below.			
Year of dispute	Amount in dispute (currency)	Contract Identification	Total Contract Amount (currency), US\$ PKR Equivalent (exchange rate)

<i>[insert year]</i>	<i>[insert amount]</i>	<p>Contract Identification: [indicate complete contract name, number, and any other identification] Name of Procuring Agency: <i>[insert full name]</i> Address of Procuring Agency: <i>[insert street/city/country]</i> Matter in dispute: <i>[indicate main issues in dispute]</i> Party who initiated the dispute: <i>[indicate "Procuring Agency" or "Supplier"]</i> Status of dispute: <i>[Indicate if it is being treated by the Adjudicator, under Arbitration or being dealt with by the Judiciary]</i></p>	<i>[insert amount]</i>
<input type="checkbox"/> No consistent history of court/arbitral award decisions in accordance with Section III, Qualification Criteria and Requirements, Sub-Factor 2.4. <input type="checkbox"/> Consistent history of court/arbitral award decisions in accordance with Section III, Qualification Criteria and Requirements, Sub-Factor 2.4 as indicated below.			
Year of award	Outcome as percentage of Net Worth	Contract Identification	Total Contract Amount (currency), PKR Equivalent (exchange rate)
<i>[insert year]</i>	<i>[insert percentage]</i>	<p>Contract Identification: [indicate complete contract name, number, and any other identification] Name of Procuring Agency: <i>[insert full name]</i> Address of Procuring Agency: <i>[insert street/city/country]</i> Matter in dispute: <i>[indicate main issues in dispute]</i> Party who initiated the dispute: <i>[indicate "Procuring Agency" or "Supplier"]</i> Court/ arbitral award decision: <i>[Indicate if the award decision was against the Applicant or any member of a joint venture.]y]</i></p>	<i>[insert amount]</i>

Current Contract Commitments / Works in Progress

Bidders and each member to a JV should provide information on their current commitments on all contracts that have been awarded, or for which a letter of intent or acceptance has been received, or for contracts approaching completion, but for which an unqualified, full completion certificate has yet to be issued.

Current Contract Commitments					
No.	Name of Contract	Employer's Contact Address, Tel, Fax	Value of Outstanding Work [Current Eq. PKR]	Estimated Completion Date	Average Monthly Invoicing Over Last Six Months [Eq. PKR/month]
1					
2					
3					
4					
5					

Financial Situation and Performance

[The following table shall be filled in for the Applicant and for each member of a Joint Venture]

Applicant's Name: *[insert full name]*

Date: *[insert day, month, year]*

Joint Venture Member Name: *[insert full name]*

IFP No. and title: *[insert IFP number and title]*

Page *[insert page number]* of *[insert total number]* pages

1. Financial data

Type of Financial information in (currency)	Historic information for previous <i>[insert number]</i> years, <i>[insert in words]</i> (amount in currency, currency, exchange rate*, PKR equivalent)				
	Year 1	Year 2	Year 3		
Statement of Financial Position (Information from Balance Sheet)					
Total Assets (TA)					
Total Liabilities (TL)					
Total Equity/Net Worth (NW)					
Current Assets (CA)					
Current Liabilities (CL)					
Working Capital (WC)					
Information from Income Statement					
Total Revenue (TR)					
Profits Before Taxes (PBT)					
Cash Flow Information					
Cash Flow from Operating Activities					

* Refer ITA 14 for the exchange rate

3. Financial documents

The Applicant and in case of JV, members of JV shall provide copies of financial statements for *[number]* years pursuant Section III, Qualifications Criteria and Requirements. The financial statements shall:

- (a) reflect the financial situation of the Applicant or in case of JV member, and not an affiliated entity (such as parent company or group member).
 - (b) be independently audited or certified in accordance with local legislation.
 - (c) be complete, including all notes to the financial statements.
 - (d) correspond to accounting periods already completed and audited.
- Attached are copies of financial statements¹ for the *[number]* years required above; and complying with the requirements.

¹ If the most recent set of financial statements is for a period earlier than 12 months from the date of Application, the reason for this should be justified.

Average Annual Turnover (Annual Sales Value)

[The following table shall be filled in for the Applicant and for each member of a Joint Venture]

Applicant's Name: *[insert full name]*

Date: *[insert day, month, year]*

Joint Venture Member Name: *[insert full name]*

IFP No. and title: *[insert IFP number and title]*

Page *[insert page number]* of *[insert total number]* pages

Annual Turnover Data			
Year	Amount Currency	Exchange rate* (If applicable)	PKR equivalent
<i>[indicate calendar year]</i>	<i>[insert amount and indicate currency]</i>		
			Average Annual Turnover **

* Refer ITA for date and source of exchange rate.

** Total PKR equivalent for all years divided by the total number of years. See Section III, Qualification Criteria and Requirements, ITA.